




**GRAY
TOOLS**

The highest standard. Yours.

GRAY TOOLS CANADA INC. PRODUCT CATALOGUE



PRODUCT CATALOGUE

Better hand tools - a simple philosophy.

In 1912, Alex Gray decided to establish Gray Tools and began manufacturing hand tools specifically for the accomplished professional. His early experiences taught him the value of maintaining close relationships with the users and the resellers who served them. The strength of these relationships and the mutual respect they created helped Gray Tools become the standard amongst these uncompromising users.

We are extremely proud to be the only industrial quality manufacturer of hand tools in Canada. Our goal is always to exceed your rigorous expectations for quality and reliability. We continue to deliver tools of the highest standard providing tradesman the confidence to perform and achieve exceptional results.

As we enter our second century in business, we look forward to being a part of your future projects, achievements, and successes.

Thank you for your loyalty.

Regards,
Gray Tools Canada Team



The highest standard. Yours.



GRAY TOOLS




TABLE OF CONTENTS

Custom Tool Management	003
Master Sets	008
Tool Storage	
Marquis Series	022
Pro+ Series	032
Utility Carts	038
Portable Storage	042
Hand Boxes	046
Specialty Storage	049
Casters	050
Base Carriages	051
Tool Organizers	052
Insulated Tools	056
Sockets & Attachments	
1/4" Drive	074
3/8" Drive	085
1/2" Drive	109
3/4" Drive	131
1" Drive	141
1 1/2" Drive	147
2 1/2" Drive	150
Wrenches	154
Torque Wrenches	181
Hex Keys	188
Screwdrivers & Nut Drivers	202
Screwdriver Bits	206
Pliers, Snips, Cutters & Bolt Cutters	210
Grip-on® Locking Tools	226
Punches & Chisels	234
Pry Bars	246
Hammers	252
Vises	255
Clamps	257
Eyebolts	260
Material Handling Equipment	
Beam Clamps	267
Chain Hoists	268
Lever Hoists	270
Pullers	274
Extractors, Rethreading & Tapping	286
Hacksaws & Utility Knives Deburring	292
Cutting & Flaring	294
Plumbing Tools	295
Mirrors & Magnets	297
Automotive	299
Scrapers & Measuring	301
Marking	302
Replacement Parts	303
Hex Key Lengths Table	310
Alphabetical Index	311
Numerical Index	313

The Highest Sta

You are a professional who uses tools to create positive change. You work on extraordinary projects and make an impact on our daily lives. Your work, skills, and knowledge have earned you the respect of those around you. Others come to you for advice and use your work as the benchmark for a job exceptionally well done. People expect the best from you and you deliver.

The highest standard. Yours.



GRAY TOOLS

Standards. Yours.

How did you get here? It must be because of the higher standards and goals you set for yourself.

When it comes to your tools, you use the best, because you deserve the best. You've earned it.

We are honoured to be part of your success and look forward to meeting your higher standards for another 100 years.



The highest standard. Yours.



GRAY TOOLS



When only a Gray tool will do.

What sets accomplished professionals apart from the rest? The quality of their work, the magnitude of their projects, and the quality of the tools they are using. Since 1912 people who do extraordinary work use Gray tools. Whether it's a miner working miles underground or a mechanic working on a jumbo jet, we understand there are times you need extraordinary sizes, styles, shapes and lengths to get the job done. It's for this reason that we offer a large selection of unique tools such as our 60" pry bars, 8" sockets and 4" combination wrenches and strike free wrenches. In addition to in stock speciality tools throughout our history, we've manufactured countless custom tools for essential service providers such as Bell Canada, Ontario Hydro, Toronto Transit, General Electric and others.

Apart from offering a wide assortment of tools for nearly any industrial application, we have always stood behind our tools the same way you stand behind the quality of your work. We've spent over a century earning your trust. A trust that we value and have always supported with a lifetime guarantee.



The highest standard. Yours.



GRAY TOOLS



Your Higher Standards Include Exceptional Service.

Gray Tools is sold exclusively through a network of specialty retailers. For over 100 years Gray Tools have been used by most demanding users expecting professional grade quality and selection, dependability, and immediate availability. Fortunately these specific needs are exactly what our distribution partners have built their businesses on.

Our relationship with these specialist distributors goes beyond just product delivery. Gray Tools provides each specialist distributor with complete sales and service training seminars, ensuring each reseller understands how to properly select, use and service our tools. Having an understanding of these fundamentals is essential in providing the right tool for any job.

In addition to knowledgeable staff, you benefit from enhanced services such as broad inventories of specialty products, onsite delivery, and problem solving solutions that simply cannot be matched elsewhere.

Our tools are appreciated most by accomplished professionals, who simply want to own the best. You're one of them. To locate the retailer nearest you visit our website at www.graytools.com.

Scan QR code or visit
www.graytools.com/wheretobuy
to locate the retailers nearest you!



TOOL MANAGEMENT SYSTEM





What is Gray Tool Management System?

Tool Management System is a flexible solution that can be applied to individual and group tool sets as foam trays inside a tool storage solution or as part of a shadow wallboard program in a tool crib.

At its core, it is a system that allows users to complete instant visual audits of their tools and asset whereabouts. Tool Management System (T.M.S.) uses precision 3D CNC routed, robust, oil and solvent resistant, multi-coloured foam to provide a location for every tool or asset.

The highly customizable nature of every T.M.S. project allows workplaces the ability to optimize workflows, organization, eliminate waste, redundancies, and improve efficiencies.

What Is The Gray Tool Management System?	004
Take Control of Your Tools	005
How Does the Process Work?	006
How Is Our Tool Management System Different?	007
Who Can Benefit From a Tool Management System?	007

TOOL MANAGEMENT SYSTEM

WHAT IS THE GRAY TOOL MANAGEMENT SYSTEM?

At its core, it is a system that allows users to complete instant visual audits of their tools and asset whereabouts. Tool Management System (T.M.S.) uses precision 3D CNC routed, robust, oil and solvent resistant, multi-coloured foam to provide a location for every tool or asset.

Each precision routed cut-out accommodates only the item it was designed for, meaning visual checks quickly confirm that all tools are accounted for and more importantly which ones are missing and have not yet been returned.

If the contrasting underlying color is visible, something has been misplaced.



Tool Management System is a flexible solution that can be applied to individual and group tool sets as foam trays inside a tool storage solution or as part of a shadow wallboard program in a tool crib. In addition to protecting assets and enhancing inventory management the highly customizable nature of every T.M.S. project allows workplaces the ability to optimize workflows, organization, eliminate waste, redundancies, and improve efficiencies.

TAKE CONTROL OF YOUR TOOLS!

The implementation of a Gray Tool Management System translates into quantifiable and measurable benefits for maintenance and management personnel within any organization:



Protection Against Foreign Object Damage (F.O.D.)

F.O.D. occurs when misplaced or unaccounted for tools or assets are mistakenly left behind in an unexpected location. F.O.D. can cause potentially catastrophic situations and have serious financial consequences or cause expensive repairs and liability exposure.



Lean/5S Compliance

A cost effective method of achieving 5S and lean objectives which call for the elimination of clutter, standardization of work centres, continuous cleanliness standards, and operational sustainability. By eliminating excess tools and waste, storage needs and space requirements can be dramatically reduced.



Protection of Valuable Tooling & Assets

The permanently routed location for every item prevents objects from rolling or sliding eliminating unexpected loss. Valuable assets are also protected against accidental damage especially when in transit, while also reducing unauthorized tool use and theft.




Better Inventory Control

Eliminating the annual and recurring costs associated with lost and misplaced tools can be significant. Mobile service technicians are especially vulnerable as they work in remote and unfamiliar surroundings. Scheduled asset audits can now be performed in minutes not hours ensuring they are completed accurately and on time.



Enhanced Employee Efficiencies/Increased Efficiency and Productivity

All team members, including new hires, can find and put tools away in the correct location faster. Establishing permanent standardized tool locations eliminates the time wasted by technicians searching for the right tool for a given project. T.M.S. installations allow tools to be stored in the most effective manner reflecting user workflows, tool sizes, and weights.



TOOL MANAGEMENT SYSTEM

HOW DOES THE PROCESS WORK?



Identify Your Tools

Simply determine which tools are needed as part of your custom tool set, master tool kit or shadow wallboard project.

Our comprehensive tool library contains precision 3D-CAD drawings, sizes and weights for over 3,000 products.

This extensive library greatly improves flexibility, speed, and delivery time for any project.

Determine Your Storage Needs

As unique as the tool list in every project, so are your storage needs.

Fortunately, we have a wide array of carrying cases, mobile tool chests, and toolboxes to support any working environment.

Choose from over 60-storage solutions in our extensive library.

The Project Begins To Take Form

With tool list and storage parameters in hand, our design team begins evaluating and determining optimal tool adjacencies, space utilization, workflow, and efficiency.

Once complete the result is a full colour tool populated visual proof of your personally tailored tool management project.

Your Project Becomes Reality

Once the collaborative design process is finalized, the tool management system project goes into full production.

As a single source for your tool management project; tools, storage and foam organizers are shipped together. This single source supply model ensures you work with an organization with over 100-years of hand tool experience.

HOW IS OUR TOOL MANAGEMENT SYSTEM DIFFERENT?

In addition to delivering a fully customized solution, a Gray tool management system is unique and unrivaled for many reasons:



In-house design



Precision routed foam substrate



Cost-effective & quick



Virtual project preview



Chemical and solvent resistant foam

100
years

Over 100 years of hand tool experience



One stop for tools & storage



WHO CAN BENEFIT FROM A TOOL MANAGEMENT SYSTEM?

The simplicity, ease of implementation and cost effectiveness of a T.M.S. makes it a practical solution for organizations of any size. Below are just a few of the industries where implementation of a T.M.S. system can have a tremendous positive impact:



Aerospace



Defense



Electronics



Food Production



Institutional Facilities



Medical



Pharmaceutical



Manufacturing Facilities



General MRO



Mobile Repair Service Providers



Schools & Training Facilities



Auto & Heavy-Duty Vehicle Garages

MASTER SETS

MS1835 835 Piece Complete SAE & Metric Master Set

Includes 93119 (Top Chest) and 93212 (Roller Cabinet)
MS1835-TO Tools Only



Contains:

Part No.	Description	Part No.	Description	Part No.	Description
121-10F	10" Locking Plier	720	20" 1/2" Dr. Extension	K9	15" Mechanical Fingers
127	5" Slotted Screw Starter	83250	1/2" Torque Wrench 30-250 ft. lbs	LT26R	13/16" 3/8" Dr. Spark Plug Socket
127F06	6" Long Nose Locking Plier	73303	3 pc. Assorted Pry Bar Set	MC6	6mm Combination Wrench
15025	25 pc. 1/4" Dr. Socket Set SAE	111-07F	7" Locking Plier	MC7	7mm Combination Wrench
19014	14 pc. 1/4" Dr. Socket Set Metric	81200	12" Magnesium Cutting Snip	MC8	8mm Combination Wrench
19212	12 pc. 1/4" Dr. Deep Socket Set	81303	3 pc. Long Reach Plier Set	MC11	11mm Combination Wrench
206	Retractable Utility Knife	83839B	2 pc. Scraper Set	MC14	14mm Combination Wrench
21221	5/8" Spark Plug Socket	840	14" Brush Wire	MC15	15mm Combination Wrench
212A	40 oz. Ball Pein Hammer	85908A	8 pc. Assorted Screwdriver Set	MC17	17mm Combination Wrench
212E	24 oz. Ball Pein Hammer	86980	8 pc. Precision Screwdriver Set	MC20	20mm Combination Wrench
212G	16 oz. Ball Pein Hammer	87133	Digital Multimeter	MC219	19 pc. Metric Combination Wrench Set
25507A	7 pc. 3/8" Dr. Universal Joint Socket Set	8740L	15" 1/2" Dr. Reversible Ratchet	MDW7LCP	7 pc. 1/2" Dr. Hex Head Socket Set
25607	7 pc. 3/8" Dr. Hex Head Socket Set	8799F	1/2" Dr. Flex Handle Ratchet	MF6	6" 1/4" Dr. Flex Extension
25709	9 pc. 3/8" Dr. Torx® Socket Set	89931	17" to 26 1/2" Magnetic Pick Up Tool	MF8	7" 3/8" Dr. Flex Extension
2682HD	Heavy Duty Hacksaw	91425A	Scratch Awl	MRB50	5 pc. Metric Ratchet Box Wrench Set
29011	11 pc. 3/8" Dr. Socket Set	92129	29 pc. Drill Index Set 1/16" to 1/2"	P11T	11 pc. 1/2" Dr. Impact Socket Set
29211	11 pc. 3/8" Dr. Socket Set	92340	40 pc. Tap & Die Set	P175	5" Phillips® Screw Starter
29506A	6 pc. 3/8" Dr. Metric U-Joint Socket Set	92440	40 pc. Metric Tap & Die Set	P4-105A	5" 1/2" Dr. Impact Extension
29607	7 pc. 3/8" Dr. Metric Hex Socket Set	92460	Pocket Clip Slotted Screwdriver	P4-110A	11 pc. 1/2" Dr. Impact Extension
30506	9" Electrician's Slotted Screwdriver	94114	Plastic Socket Organizer	P4-140A	1/2" Dr. Impact Universal Joint
30608	11" Electrician's Slotted Screwdriver	94220	3/8" Dr. 20 Peg Socket Organizer	PCH-1A	8" Punch & Chisel Holder
30801A	3" Slotted Stubby Screwdriver	94315	1/2" Dr. 15 Peg Socket Organizer	PH30	16 1/2" Rubber Mallet
30805-TO	4 pc. 1/2" Dr. Ratchet & Attachment Set	94410	10" Slip Joint Plier	PL11T	11 pc. 1/2" Dr. Deep Impact Socket Set
3108	1/4" Combination Wrench	B10A	12 pc. Retaining Ring Plier Set	PO50A	4" Gear Puller Set
3110	5/16" Combination Wrench	B111	8 1/4" Crimper/Stripper Plier	PO60A	6", 7" & 8" Gear Puller Set
3111	1 1/2" Combination Wrench	B121	7 1/4" Lineman's Plier	RB121A	#1 Stubby Square Recess Screwdriver
3138	1 3/16" Combination Wrench	B212B	5 1/4" Needle Nose Plier	RB122A	#2 Stubby Square Recess Screwdriver
35015	15 pc. 1/2" Dr. SAE Socket Set	B230B	7 1/2" Needle Nose Plier	S012	12" Heavy Duty Slotted Screwdriver
35215	15 pc. 1/2" Dr. 6 Pt. Socket Set	B232B	8" Bent Nose Plier	SD14	1/4" Flexible Hand Driver
35606	6 pc. 1/2" Dr. Hex Head Socket Set	B239B	5 1/4" Side Cut Plier	SE70C	7 pc. Screw Extractor Set
35707	7 pc. 1/2" Dr. Torx® Socket Set	B240B	7" Side Cut Plier	SF-2	32 oz. Dead Blow Power Hammer
35910	10 pc. 1/2" Dr. Deep U-Joint Impact Socket Set	B246B	8" Flat Nose Duck Bill Plier	T30	9" 3/8" Dr. Flexible Handle Ratchet
39014	14 pc. 1/2" Dr. Socket Set	B295A	10" Adjustable Joint Plier	T36	7 3/4" 3/8" Dr. T-Handle Sliding Ratchet
39019	19 pc. 1/2" Dr. Socket Set	B45-10A	16" Adjustable Joint Plier	T41	8" 3/8" Dr. Extension
39214	14 pc. 1/2" Dr. Socket Set	B45-16A	7" Adjustable Joint Plier	T42	6" 3/8" Dr. Hand Driver
39218	18 pc. 1/2" Dr. Socket Set	B49	6 1/2" Wire Cutting Snip	T5	12" 3/8" Dr. Extension
405	1/2" Dr. Drag Link Socket	B6A	6 3/4" Slip Joint Plier	T83	11" 3/8" Dr. Flexible Head Ratchet
4295	3/4" Dr. Universal Joint	BRS2A	24 oz. Brass Hammer	T9	16" 3/8" Dr. Speeder
42506	6 pc. Adapter Set (1/4", 3/8", 1/2", 3/4")	C20LR	20 pc. Punch & Chisel Set	TU19	19 pc. Combination Wrench Set
5008LR	8 pc. Ratcheting Box Wrench Set	C2BDS	2 pc. Brass Drift Punch Set	TXS7A	7 pc. Torx® Screwdriver Set
50101A	3" No. 1 Phillips® Stubby Screwdriver	C406	C-Clamp 0-6" Capacity	V17	1/4" Dr. Sliding T-Handle
50201A	3" No. 2 Phillips® Stubby Screwdriver	C68	30" Pinch Bar	V26	5 1/2" 1/4" Dr. Flexible Handle
63809	9 pc. Stubby Wrench Set	C69	36" Pinch Bar	V603	3" 1/4" Dr. Extension
64811	11 pc. Stubby Wrench Set	CF147	11 1/4" to 15 1/4" Telescopic Mirror	V610	10" 1/4" Dr. Extension
65306A	6" Adjustable Wrench	CHS7A	7 pc. Nut Driver Set SAE		
65308A	8" Adjustable Wrench	CHS7MA	7 pc. Metric Nut Driver Set		
65310A	10" Adjustable Wrench	D055205	3 pc. Aviation Snip Set		
65312A	12" Adjustable Wrench	FG35A	35 Blade Feeler Gauge .0015 to .035		
65315A	15" Adjustable Wrench	FL35	3 pc. Flare Wrench Set		
GSP8	8" Pipe Wrench	FLM55	5 pc. Metric Flare Nut Wrench Set		
GSP10	10" Pipe Wrench	HD25-TO	25 pc. 3/4" Dr. Socket		
GSP14	14" Pipe Wrench	HD50	1 3/16" 3/4" Dr. Socket		
686	19 1/4" 1/2" Dr. Speeder	HD62	1 15/16" 3/4" Dr. Socket		
697513	13 Pc. Long Arm Ball Metric Hex Key Set	HD66	2 1/16" 3/4" Dr. Socket		
69807	7 Pc. Long Arm Ball Torx® Hex Key Set	HD68	2 1/8" 3/4" Dr. Socket		
698513	13 Pc. Long Arm Ball Metric Hex Key Set	HD72	2 1/4" 3/4" Dr. Socket		
699	11" 1/2" Dr. Sliding T-Handle	HD74	2 5/16" 3/4" Dr. Socket		
715	15" 1/2" Dr. Extension	HD76	2 3/8" 3/4" Dr. Socket		
718S	2" 1/2" Dr. Extension	IMD208K	6 pc. Impact Driver & Attachment Set		

MASTER SETS

MS1420 420 Piece SAE Master Set

Includes 93109 (TopChest) and 93211 (Roller Cabinet)
MS1420-TO Tools Only



Contains:

Part No.	Description	Part No.	Description
121-10F	10" Locking Plier	B232B	7½" Needle Nose Plier
15025	25 pc. ¼" Dr. Socket Set	B239B	8" Bent Nose Plier
20H	Softface Replacable Tips	B3PS	3 pc. Plier Set
20M	Softface Replacable Tips	B240B	5¼" Side Cutter Plier
21221	⅝" Spark Plug Socket	B45-16A	16" Adjustable Joint Plier
212A	40 oz. Ball Pein Hammer	B6A	6" Slip Joint Plier
212E	24 oz. Ball Pein Hammer	C393S	3 pc. Pry Bar Set
212G	16 oz. Ball Pein Hammer	C47LR	25 pc. Punch & Chisel Set
25026	26 pc. ⅜" Dr. Socket Set	C68	30" Pinch Bar
25507	7 pc. ⅜" Dr. Universal Joint Socket Set	CF147	11¼" to 15¼" Telescopic Mirror
25607	7 pc. ⅜" Dr. Hex Head Socket Set	CF62CS	2" - 7" Cylinder Hone
25708	8 pc. ⅜" Dr. Torx® Socket Set	CH57A	7 pc. Nut Driver Set
2682HD	Heavy Duty Hacksaw	D05520S	3 pc. Aviation Snip Set
30805-TO	5 pc. ½" Dr. Ratchet & Attachment Set	FG2	25 pc. Feeler Gauge Set .0015 to .035
34-20200	⅛" Letter Hand Stamp	FG7A	8 pc. Spark Plug Gauge Set .020 to .040
34-20541	⅛" Number Hand Stamp	HD25-TO	25 pc. ¾" Dr. Socket Set
35020	19 pc. ½" Dr. Socket Set	IMD208K	6 pc. Impact Driver & Attachment Set
35215	15 pc. ½" Dr. Socket Set	K29	2 pc. Magnetic/Mechanical Pick Up Set
35606	6 pc. ½" Dr. Hex Head Socket Set	K906	6" Pocket Magnetic Pick Up Tool
405	½" Dr. Drag Link Socket	OE12LR	12 pc. Open End Wrench Set ¼" to 1¼"
5000LR	5 pc. Ratcheting Box Wrench Set	P11T	11 pc. ½" Dr. Socket Set
65315A	15" Adjustable Wrench	P210	Bolt Style Puller Set
GSP8	8" Pipe Wrench	P501	0" to 2¼" Bearing Separator
GSP14	14" Pipe Wrench	PCH-1A	8" Punch & Chisel Holder
686	19¼" ½" Dr. Speeder	PH30	16½" Rubber Mallet
68723	22 pc. S2 SAE Hex Key Set	PHF41	64 oz. Sledge Hammer
69927	7 pc. S2 Torx® Hex Key Set	PO50A	4" Gear Puller Set
715	15" ½" Dr. Extension	PO60A	6", 7", 8" Gear Puller Set
82250	⅜" Dr. Torque Wrench	PO70	9", 10", 11" Gear Puller Set
	30 - 250 inch lbs.	RB221	11" #1 Tip Square Recess Screwdriver
83250	½" Torque Wrench 30 - 250 ft. lbs	RB222	11" #2 Tip Square Recess Screwdriver
734	½" Dr. Screwdriver Socket	RB223	11" #3 Tip Square Recess Screwdriver
73903	3 pc. Screwdriver Pry Bar Set	SCD12	12 pc. Standard Screwdriver Set
111-07F	7" Locking Plier	SCD506	6 pc. Phillips® Screwdriver Set
81200	12" Light Weight Snip	SE70C	7 pc. Screw Extractor Set
83903	3 pc. Retaining Ring Plier Set	SPS200	24 oz. Composite Hammer
838	7½" 1¼" Wide Scraper Blade	T34	⅜" Dr. Slot Screwdriver Socket
840	14" Wire Brush	T5	12" ⅜" Dr. Extension
94114	14 Peg ¼" Dr. Plastic Socket Organizer	T83	11" ⅜" Dr. Flexible Head Ratchet
94220	20 Peg ⅜" Dr. Plastic Socket Organizer	T9	16" ⅜" Dr. Speeder
94315	15 Peg ½" Dr. Plastic Socket Organizer	TR1T	Thread Restorer File
94410	10 Peg ¾" Dr. Plastic Socket Organizer	TR2T	Thread Restorer File
94715	Wrench Organizer	TU19	19 pc. Combination Wrench Set
127F10	9" Long Nose Locking Plier	V17	4½" ¼" Dr. Sliding T-Handle
AW812S	2 pc. Adjustable Wrench Set		
B123	8¾" Crimper Plier w/ Cutter		
B212B	7¼" Lineman's Plier		
B230B	5¼" Needle Nose Plier		

* For metric add-on see MSM2102 on page 15.

MASTER SETS

MS1306-A 296 Piece Complete Aircraft Maintenance Set

Includes 93109 (Top Chest)
MS1306A-TO Tools Only



Contains:

Part No.	Description	Part No.	Description	Part No.	Description
112-10	10" Locking Plier	719	1/2" Dr. 10" Chrome Extension	FL35	3 pc. Flare Wrench Set
125	5" Slotted Screw Starter	73303	3 pc. Assorted Pry Bar Set	K9	15" Mechanical Fingers
15125	25 pc. 1/4" Dr. Socket Set	81200	3 1/2" Magnesium Snip	MF6	1/4" Dr. 6" Flex Extension
206	Retractable Utility Knife	82250	1/2" Torque Wrench 30 - 250 ft. lbs.	MF8	7" 3/8" Dr. Extension
212G	16 oz. Ball Pein Hammer	83408	Convertible Snap Ring Plier	P175	5" Phillips® Screw Starter
2121	8 oz. Ball Pein Hammer	82609A	9" Reversible Plier	PH20	16 oz. Softhead Hammer
25126	26 pc. 3/8" Dr. Socket Set	83250	3/8" Torque Wrench 30 - 250 inch lbs.	SCD12	12 pc. Standard Screwdriver Set
25507A	7 pc. 3/8" Dr. Universal Joint Set	838	7 1/2" 1 1/4" Wide Scraper Blade	SCD506	6 pc. Phillips® Screwdriver Set
25607	7 pc. 3/8" Dr. Hex Head Socket Set	838A	12" 1" Wide Scraper Blade	T30	9" 3/8" Dr. Flex Handle
2682HD	Heavy Duty Hacksaw	86980	8 Piece Precision Screwdriver Set	T36	7 3/4" 3/8" Dr. Sliding T-Handle
35112	12 pc. 1/2" Dr. Socket Set	8840	1/2" Dr. 10" 40 Tooth Ratchet	T41	8" 3/8" Dr. Extension
4206	1/2" Female, 3/8" Male Adapter	89020	9" Flexible Wire Carbon Scraper	T42	6" 3/8" Dr. Hand Driver
4215	3/8" Female, 1/2" Male Adapter	89931	17" to 26" Magnetic Pick Up Tool	T83	11" 3/8" Dr. Flexible Head Ratchet
4216	3/8" Female, 1/4" Male Adapter	B121	8" Electrical/Electronic Plier	T9	16" 3/8" Dr. Speeder
4217	1/4" Female, 3/8" Male Adapter	B232B	7 1/2" Needle Nose Plier	TP1	3/8" Dr. No. 1 Phillips® Head Socket
5008LR	8 pc. Ratcheting Box Wrench Set	B246B	7" Side Cutting Plier	TP2	3/8" Dr. No. 2 Phillips® Head Socket
63809	9 pc. Stubby Wrench Set	B295A	8" Duckbill Plier	TP3	3/8" Dr. No. 3 Phillips® Head Socket
65306A	6" Heavy Duty Adjustable Wrench	B45-10A	10" Adjustable Joint Plier	TP4	3/8" Dr. No. 4 Phillips® Head Socket
65308A	8" Heavy Duty Adjustable Wrench	B8A	8" Slip Joint Plier	TS10	3/16" 3/8" Dr. 8 Point Socket
65312A	12" Heavy Duty Adjustable Wrench	C14LR	14 pc. Punch & Chisel Set	TS12	3/8" 3/8" Dr. 8 Point Socket
653L	1/2" Dr. 18" Chrome Flex Handle	CF147	11" to 15" Inspection Mirror	TS14	7/16" 3/8" Dr. 8 Point Socket
686	1/2" Dr. Speeder	CHS7A	7 pc. Nut Driver Set	TS16	1/2" 3/8" Dr. 8 Point Socket
697513	13 pc. S2 Long Arm Hex Key Ball Set	DO12	6 pc. Box Wrench Set	TS8	1/4" 3/8" Dr. 8 Point Socket
709	1/2" Dr. 2 1/2" Chrome U-Joint	DO55205	3 pc. Aviation Snip Set	TU14S	14 pc. Combination Wrench Set
718	1/2" Dr. 5" Chrome Extension	FG35A	8 pc. Wire Spark Plug Gauge	V26	5 1/2" 1/4" Dr. Flexible Handle

MS1225 225 Piece Complete Intermediate SAE Set

Includes 93109 (Top Chest)
MS1225-TO Tools Only



Contains:

Part No.	Description	Part No.	Description	Part No.	Description
111-07F	7" Locking Plier	73413	13" Handle Pry Bar	HD15	15 pc. 3/4" Dr. Socket Set
15025	25 pc. 1/4" Dr. Socket Set	838	1 1/4" Wide Scraper 7 1/2"	IMD208K	6 pc. Impact Driver Set
206	Retractable Utility Knife	840	14" Wire Brush	K29	2 pc. Magnetic/Mechanical Pick Up Set
21221	5/8" Spark Plug Socket	AW812S	2 pc. Adjustable Wrench Set	P11T	11 pc. 1/2" Dr. Impact Socket Set
212C	32 oz. Ball Pein Hammer	B103	3 pc. Snap Ring Plier Set	PCH-1A	8" Punch & Chisel Holder
212G	16 oz. Ball Pein Hammer	B123	8 3/4" Crimper Plier w/ Wire Cutter	PH15	8 oz. Softface Hammer
25026	26 pc. 3/8" Dr. Socket Set	B258B	7 1/4" End Cutting Plier	PO60A	3 pc. 6", 7", 8" Gear Puller Set
2682HD	Heavy Duty Hacksaw	B3PS	3 pc. Plier Set	RF163	Flaring Tool SAE
30805-TO	5 pc. 1/2" Dr. Ratchet & Attachment Set	B45-16A	16" Adjustable Joint Plier	S410A	2 1/2" Straight Cut Snip
34-20200	1/8" Letter Hand Stamp	C14LR	14 pc. Punch & Chisel Set	SCD12	12 pc. Screwdriver Set
34-20541	1/8" Number Hand Stamp	C393S	3 pc. Rolling Head Pry Bar Set	SCD3A	3 pc. Square Recess Screwdriver Set
35015	15 pc. 1/2" Dr. Socket Set	CF61	2" to 5 1/2" Cylinder Hones	SCD506	6 pc. Phillips® Screwdriver Set
35215	15 pc. 1/2" Dr. Deep Socket Set	CHS7A	7 pc. Nut Driver Set	SE50C	5 pc. Screw Extractor Set
5000LR	5 pc. Ratcheting Box Wrench Set	FG12	15 pc. Feeler Gauge .002 to .025	T9	3/8" Dr. 16" Speeder
69712	13 pc. Short Arm Hex Key Set	FL3S	3 pc. Flare Wrench Set	TU14S	14 pc. Combination Wrench Set
83250	1/2" Torque Wrench 30-250 ft. lbs.	GSP14	14" Pipe Wrench		

MASTER SETS

MS3125 132 Piece Starter SAE & Metric Set

Includes 93106 (Top Chest)
MS3125-TO Tools Only



Contains:

Part No.	Description	Part No.	Description	Part No.	Description
15015	15 pc. 1/4" Dr. Socket Set	30805-TO	5 pc. Ratchet & Attachment Set	C10LRA	10 pc. Punch & Chisel Set
212G	16 oz. Ball Pein Hammer	35012	12 pc. 1/2" Dr. Socket Set	FL35	3 pc. Flare Wrench Set
25015	15 pc. 3/8" Dr. Socket Set	69712	13 pc. Short Arm Hex Key Set	K2	17" to 26 1/2" Pick Up Tool
25211	11 pc. 3/8" Dr. Deep Socket Set	73413	13" Screwdriver Handle Pry Bar	MC211	11 pc. Metric Combination Wrench Set 9mm to 19mm
2682HD	Heavy Duty Hacksaw	838	1 1/4" Scraper Blade	TU11	11 pc. Combination Wrench Set 3/8" to 1"
29011	11 pc. 3/8" Dr. Socket Set 9mm to 19mm	86007	7 pc. Assorted Screwdriver Set		
		B3PS	3 pc. Plier Set		

MS3114 114 Piece SAE Electricians Set


Includes 93106 (Top Chest)
MS3114-TO Tools Only



Contains:

Part No.	Description	Part No.	Description	Part No.	Description
121-10F	10" Locking Plier	AW812S	2 pc. Adjustable Wrench Set	P175	5" Phillips® Screw Starter
206	Retractable Utility Knife	B121	8 1/4" Multipurpose Plier	86510	#0 Square Recess Screwdriver
25015	15 pc. 3/8" Dr. Socket Set	B123	8 3/4" Crimper w/ Wire Cutter Plier	RB00	#00 Square Recess Screwdriver
2682HD	Heavy Duty Hacksaw	B140	6" Stripper/Cutter Plier	RB120A	#0 Stubby Square Recess Screwdriver
5000LR	5 pc. Ratcheting Box Wrench Set	B204A	9 1/2" Cable Cutter Plier	RB121A	#1 Stubby Square Recess Screwdriver
68913	13 pc. S2 Long Arm Ball Hex Key Set	B210B	6 1/2" Lineman's Plier	RB122A	#2 Stubby Square Recess Screwdriver
127F06	6" Long Nose Locking Plier	B212B	7 1/4" Lineman's Plier	RB123A	#3 Stubby Square Recess Screwdriver
73303	3 pc. Assorted Pry Bar Set	B285A	4 1/2" Miniature Cutter	RB223	#3 Square Recess Screwdriver
85908A	8 pc. Assorted Screwdriver Set	B4PS	4 pc. Plier Set	TU11	11 pc. Combination Wrench Set
87133	Digital Multimeter	C10LRA	10 pc. Punch & Chisel Set		
87265	AC Clamp On Multimeter	CHS7A	7 pc. Nut Driver Set		
89931	Magnetic Pick Up Tool	D055205	3 pc. Aviation Snip Set		
91425A	7/4" Scratch Awl	GC16	16 oz. Claw Hammer		
92460	Pocket Clip Slotted Screwdriver	NH6	6" Nylon Slotted Screw Starter		

MSM2102
104 Piece Metric Add On Set For MS1420



Contains:

Part No.	Description	Part No.	Description
19012	12 pc. 1/4" Dr. Socket Set 4mm - 12mm	68709	9 pc. S2 Long Arm Hex Key Set
29011	11 pc. 3/8" Dr. Socket Set 9mm - 19mm	69937	7 pc. S2 Short Folding Hex Key Set
29212	12 pc. 3/8" Dr. Deep Socket Set 8mm - 19mm	FLM3S	3 pc. Metric Flare Nut Wrench Set
39012	12 pc. 1/2" Dr. Socket Set 10mm - 21mm	MC215	15 pc. Metric Combination Wrench Set 10mm - 24mm
39218	18 pc. 1/2" Dr. Deep Socket Set 10mm - 28mm	MRB50	5 pc. Metric Ratcheting Box Wrench Set

MASTER SETS

MS1220 220 Piece General Maintenance Service Set

Includes: 942006 (Mobile Tool Chest - Military Version)



WATCH NOW

Contains:

Part No.	Description	Part No.	Description	Part No.	Description
04	4" Slotted Round Shank Screwdrivers	719	1/2" Dr. 10" Extension	M1217H	1/2" Dr. 17mm Socket
06	6" Slotted Round Shank Screwdrivers	73615	15" Rolling Head Pry Bar	M1218H	1/2" Dr. 18mm Socket
08	8" Slotted Round Shank Screwdrivers	831102	Leatherman Super Tool 300	M1219H	1/2" Dr. 19mm Socket
10672	Ratchet Bit Wrench 1/4"	838	Scraper	M1221H	1/2" Dr. 21mm Socket
121-10F	10" Locking Plier - Curved Jaws	850	Parts Cleaning Brush (bristle)	M1222H	1/2" Dr. 22mm Socket
127F06	6" Long Nose Locking Plier	86025A	26" Tape Measure With Auto Lock	M1224H	1/2" Dr. 24mm Socket
182-10S	6" Steel Ruler	86029-1	Gearless Screwdriver	M605	1/4" Dr. 5mm Socket
2610HS	Handsaw Quick Cutter	87153	Multimeter Auto Ranging	M606	1/4" Dr. 6mm Socket
3132	1" Chrome Combination Wrench	8740	Chrome Reversible Ratchet - 40 Teeth	M607	1/4" Dr. 7mm Socket
3210	5/16" Chrome Combination Wrench	940011	Lid Panel-out Facing With Elastic Bands	M608	1/4" Dr. 8mm Socket
3211	11/32" Chrome Combination Wrench	942006	Military Tool Chest With 7 Drawers	M610	1/4" Dr. 10mm Socket
3212	3/8" Chrome Combination Wrench	AHS2	3/4" To 2" Adjustable Head Hook Spanner	MC19	19mm Combination Wrench Chrome
3214	7/16" Chrome Combination Wrench	B232B	8" Needle Nose Pliers With Cutter	MC21	21mm Combination Wrench Chrome
3216	1/2" Chrome Combination Wrench	B246B	7" Side Cutting Plier	MC22	22mm Combination Wrench Chrome
3218	9/16" Chrome Combination Wrench	B45-10A	10" Adjustable Joint Plier	MC616	16mm Combination Wrench Chrome
3220	5/8" Chrome Combination Wrench	B6A	6-3/4" Slip Joint Pliers	MC617	17mm Combination Wrench Chrome
3222	11/16" Chrome Combination Wrench	C26	Long Taper Starter Punch 3/16" X 9"	MC618	18mm Combination Wrench Chrome
3224	3/4" Chrome Combination Wrench	C28	Pin Punch 1/8" X 4-3/4"	MD1210H	1/2" Dr. 10mm Socket - Deep
3226	13/16" Chrome Combination Wrench	C295	Long Pin Punch 5/16" X 7/16"	MS1220-F	Foam Kit For Ms1220
3228	7/8" Chrome Combination Wrench	C30	Pin Punch 1/4" X 6-1/4"	MT10H	3/8" Dr. 10mm Socket
3230	15/16" Chrome Combination Wrench	C31	Pin Punch 5/16" X 6-1/2"	MT11H	3/8" Dr. 11mm Socket
406	1/2" Dr. 3/8" Socket	C34	Punch Center 1/8" X 5-1/4"	S65418	18" Led Stylus Reach Flashlight
407	1/2" Dr. 7/16" Socket	C4	Chisel Flat 3/4" X 5/8" X 6-1/2"	T140	3/8" Dr. 7/16" Socket
408	1/2" Dr. 1/2" Socket	CB16	Brass Pin Punch 1/4" X 4"	T160	3/8" Dr. 1/2" Socket
409	1/2" Dr. 9/16" Socket	CBR7	Brass Punch Drift 1/2" X 7"	T180	3/8" Dr. 9/16" Socket
410	1/2" Dr. 5/8" Socket	CBR8	Brass Punch Drift 3/4" X 8"	T200	3/8" Dr. 5/8" Socket
411	1/2" Dr. 11/16" Socket	CF145	Pocket Inspection Mirror	T220	3/8" Dr. 11/16" Socket
412	1/2" Dr. 13/16" Socket	DO12023	1/2" Dr. 3" Extension	T240	3/8" Dr. 3/4" Socket
413	1/2" Dr. 13/16" Socket	D089009	Safety Glasses	T3	3/8" Dr. 1-3/4" U-joint
414	1/2" Dr. 7/8" Socket	D094401	10" Multi-cut Flat File Bastard	T30	3/8" Dr. 9" Flex Handle, Chrome
415	1/2" Dr. 15/16" Socket	D094501	10" Triangle File Bastard	T31	3/8" Dr. 3" Extension
4217	Adapter, 1/4" Female" X 3/8" Male	D094601	8" Single Cut Chainsaw File	T4	3/8" Dr. 6" Extension
432	1/2" Dr. 1" Socket	D111000	7/16" X 1/2" Wrench Half Moon	T615T	3/8" Dr. T15 Torx Bit Socket
433	1/2" Dr. 11/16" Socket	D111001	9/16" X 5/8" Wrench Half Moon	T625T	3/8" Dr. T25 Torx Bit Socket
434	1/2" Dr. 11/8" Socket	DW16L	1/2" Dr. 1/2" Hex Head Socket	T640T	3/8" Dr. T40 Torx Bit Socket
435	1/2" Dr. 13/16" Socket	DW18L	1/2" Dr. 9/16" Hex Head Socket	T9040	Ratchet 3/8" Dr. 40 Tooth
436	1/2" Dr. 11/4" Socket	E1214	3/8" X 7/16" Open End Wrench	TH10	3/8" Dr. 5/16" Socket
500111	5/16" Combination Ratcheting Wrench	E1618	1/2" X 9/16" Open End Wrench	TH12	3/8" Dr. 3/8" Socket
500112	3/8" Combination Ratcheting Wrench	E2022	5/8" X 11/16" Open End Wrench	TH14	3/8" Dr. 7/16" Socket
500114	7/16" Combination Ratcheting Wrench	FG35A	35 Blade Feeler Gauge Set, 0015 - .035	TH16	3/8" Dr. 1/2" Dr. Socket
500116	1/2" Combination Ratcheting Wrench	FL1214S	3/8" X 7/16" Flare Nut Wrench	TH18	3/8" Dr. 9/16" Socket
500118	9/16" Combination Ratcheting Wrench	FL1618S	1/2" X 9/16" Flare Nut Wrench	TH20	3/8" Dr. 5/8" Socket
500120	5/8" Combination Ratcheting Wrench	FL2022S	5/8" X 11/16" Flare Nut Wrench	TH22	3/8" Dr. 11/16" Socket
500122	11/16" Combination Ratcheting Wrench	FL2428S	3/4" X 7/8" Flare Nut Wrench	TH24	3/8" Dr. 3/4" Socket
500124	3/4" Combination Ratcheting Wrench	G707475	12 Pc. Mini Swiss Pattern File Set	TH26	3/8" Dr. 13/16" Socket
50103	Phillips Screwdriver No. 1	GM-16	16oz. Ball Pein Hammer	TH28	3/8" Dr. 7/8" Socket
50204	Phillips Screwdriver No. 2	K2	Telescopic Magnetic Pick Up Tool	TW10	3/8" Dr. 5/16" Hex Head Socket
50306	Phillips Screwdriver No. 3	LDS12	1/2" Dr. 3/8" Socket	TW12	3/8" Dr. 3/8" Hex Head Socket
520A	10" Soft Jaw Pliers	LDS14	1/2" Dr. 7/16" Socket	TW5	3/8" Dr. 5/32" Hex Head Socket
64207	7mm Stubby Combination Wrench	LDS16	1/2" Dr. 1/2" Socket	TW6	3/8" Dr. 3/16" Hex Head Socket
64208	8mm Stubby Combination Wrench	LDS18	1/2" Dr. 9/16" Socket	TW7	3/8" Dr. 7/32" Hex Head Socket
64209	9mm Stubby Combination Wrench	LDS20	1/2" Dr. 5/8" Socket	TW8	3/8" Dr. 1/4" Hex Head Socket
64210	10mm Stubby Combination Wrench	LDS22	1/2" Dr. 11/16" Socket	V10	1/4" Dr. 5/16" Socket
64211	11mm Stubby Combination Wrench	LDS24	1/2" Dr. 3/4" Socket	V11	1/4" Dr. 11/32" Socket
64212	12mm Stubby Combination Wrench	LDS26	1/2" Dr. 13/16" Socket	V12	1/4" Dr. 3/8" Socket
64213	13mm Stubby Combination Wrench	LDS28	1/2" Dr. 7/8" Socket	V14	1/4" Dr. 7/16" Socket
64214	14mm Stubby Combination Wrench	LDS30	1/2" Dr. 15/16" Socket	V16	1/4" Dr. 1/4" Socket
64215	15mm Stubby Combination Wrench	LDS32	1/2" Dr. 1" Socket	V2536	1/4" Dr. 36 Tooth Ratchet
653	15" Flex Handle	LDS34	1/2" Dr. 1-1/16" Socket	V6	1/4" Dr. 3/16" Socket
65306A	6" Heavy Duty Adjustable Wrench	LDS36	1/2" Dr. 1-1/8" Socket	V602	1/4" Dr. 2" Extension
65312A	12" Heavy Duty Adjustable Wrench	LDS38	1/2" Dr. 1-3/16" Socket	V606	1/4" Dr. 6" Extension
686	1/2" Dr. Speeder	LDS40	1/2" Dr. 1-1/4" Socket	V7	1/4" Dr. 7/32" Socket
68909	9 Pc. S2 Long Arm Hex Key Ball Set	M1212H	1/2" Dr. 12mm Socket	V760	1/4" Dr. 1-1/4" U-Joint
68913	13 Pc. S2 Long Arm Hex Key Ball Set	M1213H	1/2" Dr. 13mm Socket	V780	1/4" Dr. Hand Driver
709	1/2" Dr. 2-1/2" U-Joint	M1214H	1/2" Dr. 14mm Socket	V8	1/4" Dr. 1/4" Socket
718	1/2" Dr. 5" Extension	M1215H	1/2" Dr. 15mm Socket	V9	1/4" Dr. 9/32" Socket
718S	1/2" Dr. 2" Extension	M1216H	1/2" Dr. 16mm Socket		

Selecting the Right

TOOLBOX:

6 Essential Considerations

When it comes to properly storing your tools, one size simply doesn't fit all. Consider these 6 key factors before investing in your next toolbox.



1. STORAGE CAPACITY

Buying a toolbox is a long term investment, so take into account your future tool addition when evaluating its storage capacity.

Choose a toolbox that has enough deep drawers to accommodate your bulky tools.

2. DRAWER SLIDES

Ball bearing slides allow heavily loaded drawers to open and close with ease.

Check each drawer's load capacity to ensure it can accommodate your tools.

3. GAUGE OF STEEL

A toolbox built with thicker gauge steel is able to support heavier loads and will hold up better over time.

Gauge of steel can often be reflected in the net weight of the toolbox.

4. QUALITY OF CASTERS

Consider how often you need to maneuver the toolbox as well as the type of floor and debris inside the shop (wood, concrete) when evaluating casters.

Check the rated capacity of each caster to ensure they can support the tool load.

5. ADDITIONAL FEATURES & ACCESSORIES

Consider added features you might need such as safety latches, drawer liners, drawer guards, protective covers, side riders and top mats.

6. COLOR & DESIGN

Choose a color that will make your tool chest fit in the surrounding work space.

Be sure the drawers are laid out in a way that reflects your needs and work habits.

TOOL STORAGE



<i>Specifications</i>	<i>Marquis Series</i>	<i>PRO+ Series</i>
Available Widths	26", 34", 42" & 53"	26" & 42"
Available Depths	19" & 24" depending on model	19"
Steel Gauge -Body	18	18
Steel Gauge -Drawers	20 on 26", 34", 42" wide models 18 on 53" wide models	20
Safety Latch Drawer System	Yes	No
Ball Bearing Slides On All Drawers	Yes	Yes
Ball Bearing Capacity Per Drawer	100 lbs. on 26" wide models 130 lbs. on 34", 42" wide models 220 lbs. on 53" wide models	100 lbs.
Rolled-Over Drawer Edges	Yes	Yes
Full Opening Drawers	Yes	Yes
Drawer Liners Included	Yes	Yes
Casters Type	5" X 2" Polypropylene with 360° side brake on 26" wide models 5" X 2" polyurethane with 360° side brake on 34", 42", 53" on wide models	5" X 2" with 360° top locking brake
Caster Load Capacity	220 lbs. per caster on 26" wide models 440 lbs. per caster on 34", 42", 53" wide models	400 lbs. per caster on 26" models 600 lbs. per caster on 42" models
Caster Upgrade Kits Available	Yes	No
Paint Finish	Black Wrinkle Powder Coat	Red Smooth Powder Coat
Locking System	Tubular	Tubular
Pre-Drilled Holes For Accessories	26" wide models	No
Gas Lift Shocks On Top Chests	42" & 53" wide models	42" wide models
Roller Cabinet Handle	Oval	Round
Spare Parts Support Available	Yes	Yes

MARQUIS SERIES TOOL STORAGE



Safety latch system offers added protection against accidental drawer opening.



Double ball bearing slides on all deep drawers for easier opening and closing of drawers.



Premium casters with greater load capacities allow easy movement of heavily loaded cabinets.



Heavy-duty roller bearing slides allow heavily loaded drawers to open and close with ease.




The highest standard. Yours.



GRAY TOOLS



Robust tubular locking mechanism offers reliable and secure theft protection.



Pre-drilled mounting holes allow for easy retrofitting of accessories.



Marquis top chests, roller cabinets & 2 drawer utility carts include pre-cut drawer liners.



Heavy gauge steel drawers offer superior stability and increased storage capacities.


MARQUIS SERIES TOOL STORAGE



99806SB 6 Drawer Top Chest

Capacity: 5,474 cubic in.
 Net Weight: 86 lbs.
 Shipping Weight: 92 lbs.
999011 Lock & key included
999037 Drawer liner kit included
999001 Ball bearing slides (pair)

	width	depth	height
Overall	26"	16"	19"
1 Drawer	22 ³ / ₈ "	14 ¹ / ₂ "	27 ⁸ / ₈ "
5 Drawers	22 ³ / ₈ "	14 ¹ / ₂ "	17 ⁸ / ₈ "




Tote tray included



99808SB 8 Drawer Top Chest

Capacity: 5,453 cubic in.
 Net Weight: 94 lbs.
 Shipping Weight: 100 lbs.
999011 Lock & key included
999037 Drawer liner kit included
999001 Ball bearing slides (pair)

	width	depth	height
Overall	26"	16"	19 ¹ / ₄ "
4 Drawers	11"	14 ¹ / ₂ "	17 ⁸ / ₈ "
3 Drawers	22 ³ / ₈ "	14 ¹ / ₂ "	17 ⁸ / ₈ "
1 Drawer	22 ³ / ₈ "	14 ¹ / ₂ "	27 ⁸ / ₈ "




Tote tray included

MARQUIS SERIES TOOL STORAGE

99105SB 5 Drawer Top Chest

Capacity: 9,034 cubic in.
 Net Weight: 127 lbs.
 Shipping Weight: 137 lbs.
999011 Lock & key included
999039 Drawer liner kit included
999003 Ball bearing slides (pair)

	width	depth	height
Overall	33 1/2"	19 1/8"	19 1/4"
1 Drawer	29 7/8"	17 1/2"	5"
4 Drawers	29 7/8"	17 1/2"	1 7/8"



Tote tray included

99107SB 7 Drawer Top Chest

Capacity: 10,950 cubic in.
 Net Weight: 182 lbs.
 Shipping Weight: 195 lbs.
999011 Lock & key included
999049 Drawer liner kit included
999004 Ball bearing slides (pair)

	width	depth	height
Overall	41 1/2"	18 1/2"	23 3/4"
3 Drawers	22 3/8"	15 1/2"	2 7/8"
3 Drawers	12 1/8"	15 1/2"	2 7/8"
1 Drawers	36 7/8"	15 1/2"	4 3/4"



MARQUIS SERIES TOOL STORAGE



99108SB 8 Drawer Top Chest

Capacity: 9,744 cubic in.

Net Weight: 155 lbs.

Shipping Weight: 167 lbs.

999011 Lock & key included

999042 Drawer liner kit included

999004 Ball bearing slides (pair)

	width	depth	height
Overall	41 1/2"	18 1/2"	20 1/2"
4 Drawers	22 3/8"	15 1/2"	27/8"
4 Drawers	12 1/8"	15 1/2"	27/8"



99508SB 8 Drawer Top Chest

Capacity: 17,000 cubic in.

Net Weight: 264 lbs.

Shipping Weight: 286 lbs.

999011 Lock & key included

999064 Drawer liner kit included

999058 Ball bearing slides (pair)

	width	depth	height
Overall	53 3/8"	24"	19 3/4"
4 Drawers	29 1/2"	21"	3"
4 Drawers	16"	21"	3"

MARQUIS SERIES TOOL STORAGE

99507SB 7 Drawer Roller Cabinet

2 Swivel/2 Fixed 5" x 2" casters

Capacity: 9,147 cubic in.

Net Weight: 145 lbs.

Shipping Weight: 154 lbs.

999012 Lock & key included

999038 Drawer liner kit included

999031 Top mat included

999002 Ball bearing slides (pair)

999020 5" x 2" Swivel Caster

999021 5" x 2" Fixed Caster

	width	depth	height
Overall w/ Casters	26 1/2"	18"	39 1/8"
2 Drawers	22 3/8"	15 1/2"	6"
5 Drawers	22 3/8"	15 1/2"	27 8/8"



99509SB 9 Drawer Roller Cabinet

2 Swivel/2 Fixed 5" x 2" casters

Capacity: 9,157 cubic in.

Net Weight: 150 lbs.

Shipping Weight: 160 lbs.

999012 Lock & key included

999048 Drawer liner kit included

999002 Ball bearing slides (pair)

999031 Top mat included

999020 5" x 2" Swivel Caster

999021 5" x 2" Fixed Caster

	width	depth	height
Overall w/ Casters	26 1/2"	18"	39 1/8"
4 Drawers	11 1/4"	15 1/2"	27 8/8"
3 Drawers	22 3/8"	15 1/2"	27 8/8"
2 Drawers	22 3/8"	15 1/2"	6"



MARQUIS SERIES TOOL STORAGE



99206SB 6 Drawer Roller Cabinet

- 2 Swivel/2 Fixed 5" x 1 1/2" casters
- Capacity: 13,357 cubic in.
- Net Weight: 220 lbs.
- Shipping Weight: 230 lbs.
- 999012** Lock & key included
- 999040** Drawer liner kit included
- 999032** Top mat included
- 999004** Ball bearing slides (pair)
- 999022** 5" x 1 1/2" Swivel Caster
- 999023** 5" x 1 1/2" Fixed Caster

	width	depth	height
Overall w/ Casters	34"	19 1/2"	39 1/8"
1 Drawer	29 1/2"	17 1/4"	8 7/8"
1 Drawer	29 1/2"	17 1/4"	6"
4 Drawers	29 1/2"	17 1/4"	2 7/8"



99208SB 8 Drawer Roller Cabinet

- 2 Swivel/2 Fixed 5" x 1 1/2" casters
- Capacity: 13,294 cubic in.
- Net Weight: 235 lbs.
- Shipping Weight: 245 lbs.
- 999012** Lock & key included
- 999041** Drawer liner kit included
- 999032** Top mat included
- 999004** Ball bearing slides (pair)
- 999022** 5" x 1 1/2" Swivel Caster
- 999023** 5" x 1 1/2" Fixed Caster

	width	depth	height
Overall w/ Casters	34"	19 1/2"	39 1/8"
1 Drawer	29 1/2"	17 1/4"	6"
7 Drawers	29 1/2"	17 1/4"	2 7/8"

MARQUIS SERIES TOOL STORAGE

99210SB 10 Drawer Roller Cabinet

- 2 Swivel/2 Fixed 5" x 1 1/2" casters
 Capacity: 13,901 cubic in.
 Net Weight: 295 lbs.
 Shipping Weight: 310 lbs.
999012 Lock & key included
999043 Drawer liner kit included
999033 Top mat included
999005 Ball bearing slides (pair)
999022 5" x 1 1/2" Swivel Caster
999023 5" x 1 1/2" Fixed Caster

	width	depth	height
Overall w/ Casters	42"	19"	40"
1 Drawer	36 7/8"	15 1/2"	4 3/4"
1 Drawer	12 1/8"	15 1/2"	12 3/8"
2 Drawers	22 3/8"	15 1/2"	6 1/8"
3 Drawers	22 3/8"	15 1/2"	2 7/8"
3 Drawers	12 1/8"	15 1/2"	2 7/8"



99213SB 13 Drawer Roller Cabinet

- 2 Swivel/2 Fixed 5" x 1 1/2" casters
 Capacity: 13,677 cubic in.
 Net Weight: 305 lbs.
 Shipping Weight: 320 lbs.
999012 Lock & key included
999044 Drawer liner kit included
999033 Top mat included
999005 Ball bearing slides (pair)
999022 5" x 1 1/2" Swivel Caster
999023 5" x 1 1/2" Fixed Caster

	width	depth	height
Overall w/ Casters	42"	19"	40"
1 Drawer	36 7/8"	15 1/2"	4 3/4"
1 Drawer	22 3/8"	15 1/2"	6 1/8"
1 Drawer	12 1/8"	15 1/2"	6 1/8"
5 Drawers	22 3/8"	15 1/2"	2 7/8"
5 Drawers	12 1/8"	15 1/2"	2 7/8"



MARQUIS SERIES TOOL STORAGE



99209SB 9 Drawer Roller Cabinet

2 Swivel/Brake, 2 Swivel, 2 Fixed 5" x 1 1/2" casters

Capacity: 25,900 cubic in.

Net Weight: 435 lbs.

Shipping Weight: 462 lbs.

- 999012** Lock & key included
- 999062** Drawer liner kit included
- 999058** Ball bearing slides (pair)
- 999059** Ball bearing slide on bottom of full width drawer (single)
- PVC top mat included
- 999022** 5" x 1 1/2" Swivel Caster
- 999023** 5" x 1 1/2" Fixed Caster

	width	depth	height
Overall w/ Casters	53 3/8"	24"	39 1/2"
1 Drawer	48 3/4"	21"	5"
2 Drawers	29 1/2"	21"	3"
1 Drawer	29 1/2"	21"	6"
1 Drawer	29 1/2"	21"	9 1/4"
3 Drawers	16"	21"	3"
1 Drawer	16"	21"	12 1/2"



99113SB 13 Drawer Roller Cabinet

2 Swivel/Brake, 2 Swivel, 2 Fixed 5" x 1 1/2" casters

Capacity: 25,500 cubic in.

Net Weight: 455 lbs.

Shipping Weight: 475 lbs.

- 999012** Lock & key included
- 999063** Drawer liner kit included
- PVC top mat included
- 999058** Ball bearing slides (pair)
- 999059** Ball bearing slide on bottom of full width drawer (single)
- 999022** 5" x 1 1/2" Swivel Caster
- 999023** 5" x 1 1/2" Fixed Caster

	width	depth	height
Overall w/Casters	53 3/8"	24"	39 1/2"
1 Drawer	48 3/4"	21"	5"
5 Drawers	29 1/2"	21"	3"
1 Drawer	29 1/2"	21"	6"
5 Drawers	16"	21"	3"
1 Drawer	16"	21"	6"

MARQUIS SERIES TOOL STORAGE

99407SB 7 Drawer Side Rider

Capacity: 4,292 cubic in.

Net Weight: 90 lbs.

Shipping Weight: 94 lbs.

999012 Lock & key included

999045 Drawer liner kit included

999034 Top mat included

999008 Ball bearing slides (pair)

	width	depth	height
Overall w/ Casters	14 ³ / ₄ "	18"	33 ³ / ₄ "
2 Drawers	10 ¹ / ₂ "	15 ¹ / ₂ "	6"
5 Drawers	10 ¹ / ₂ "	15 ¹ / ₂ "	2 ⁷ / ₈ "

* Can be installed on the right or left.



99400B Side Rider with 2 Adjustable Shelves

Capacity: 6,850 cubic in.

Net Weight: 45 lbs.

Shipping Weight: 49 lbs.

999019 Lock & key included

999034 Top mat included

	width	depth	height
Overall	14 ³ / ₄ "	18"	33 ³ / ₄ "

* Can be installed on the right or left.



PRO+ SERIES TOOL STORAGE



Heavy-duty 100 lbs. bearing slides standard on all drawers.



Completely redesigned locking system with tubular key.



Redesigned side handle that makes moving roller cabinets easy and comfortable.



Smooth and quiet rolling premium 5" x 2" casters with precision sealed bearings and 360° top brake.




The highest standard. Yours.



GRAY TOOLS



Chrome plated cast drawer handles.



Drawer liners included on all models.



Dual metal rear drawer locking hook for positive locking.



Automotive style powder coat paint finish for superior scratch and chemical resistance.

PRO+ SERIES TOOL STORAGE



93503 3 Drawer Middle Chest

Capacity: 3,047 cubic in.
Net Weight: 58 lbs.
Shipping Weight: 63 lbs.
993005 Lock & key included
993026 Drawer liner kit included
993012 Ball bearing slides (pair)

	width	depth	height
Overall	26"	19"	13 1/2"
1 Drawer	22 1/2"	17"	3 1/4"
2 Drawers	22 1/2"	17"	2 1/4"



93106 6 Drawer Top Chest

Capacity: 4,654 cubic in.
Net Weight: 72 lbs.
Shipping Weight: 76 lbs.
993006 Lock & key included
993021 Drawer liner kit included
993011 Ball bearing slides (pair)

	width	depth	height
Overall	26"	16"	16 1/8"
1 Drawer	22 1/2"	14 1/2"	3 1/2"
2 Drawers	22 1/2"	14 1/2"	2 1/4"
3 Drawers	6 3/4"	14 1/2"	2 1/4"

93109

9 Drawer Top Chest

Capacity: 7,130 cubic in.

Net Weight: 106 lbs.

Shipping Weight: 112 lbs.

993006 Lock & key included

993022 Drawer liner kit included

993012 Ball bearing slides (pair) full width drawers

993013 Ball bearing slides (pair) small width drawers

	width	depth	height
Overall	26	18 ³ / ₄ "	21"
1 Drawer	22 ¹ / ₂ "	17"	3 ¹ / ₄ "
2 Drawers	22 ¹ / ₂ "	17"	2 ¹ / ₄ "
6 Drawers	10 ³ / ₄ "	17"	2 ¹ / ₄ "



93120

12 Drawer Top Chest

Capacity: 6,997 cubic in.

Net Weight: 120 lbs.

Shipping Weight: 126 lbs.

993006 Lock & key included

993025 Drawer liner kit included

993012 Ball bearing slides (pair) full width drawers

993013 Ball bearing slides (pair) small width drawers

	width	depth	height
Overall	26"	18 ³ / ₄ "	21"
1 Drawer	22 ¹ / ₂ "	17"	3 ¹ / ₄ "
2 Drawers	22 ¹ / ₂ "	17"	2 ¹ / ₄ "
9 Drawers	6 ³ / ₄ "	17"	2 ¹ / ₄ "



93119

9 Drawer Top Chest

Capacity: 9,841 cubic in.

Net Weight: 168 lbs.

Shipping Weight: 178 lbs.

993008 Lock & key included

993023 Drawer liner kit included

993012 Ball bearing slides (pair)

	width	depth	height
Overall	41 ¹ / ₂ "	18 ¹ / ₂ "	23 ¹ / ₂ "
1 Drawer	37"	17"	4 ¹ / ₂ "
4 Drawers	22 ¹ / ₂ "	17"	2 ¹ / ₄ "
4 Drawers	12"	17"	2 ¹ / ₄ "



PRO+ SERIES TOOL STORAGE



93204 4 Drawer Roller Cabinet

- 2 Swivel/2 Fixed 5" x 2" casters
- Capacity: 9,373 cubic in.
- Net Weight: 116 lbs.
- Shipping Weight: 125 lbs.
- 993005** Lock & key included
- 993033** Drawer liner kit included
- 993028** Top mat included
- 993012** Ball bearing slides (pair)
- 993041** 5" x 2" Swivel Caster
- 993042** 5" x 2" Fixed Caster

	width	depth	height
Overall w/ Casters	26 1/2"	19"	36"
1 Drawer	22 1/2"	17"	10 1/2"
1 Drawer	22 1/2"	17"	4 5/8"
2 Drawers	22 1/2"	17"	3 3/8"



93250 5 Drawer Roller Cabinet

- 2 Swivel/2 Fixed 5" x 2" casters
- Capacity: 9,316 cubic in.
- Net Weight: 120 lbs.
- Shipping Weight: 127 lbs.
- 993005** Lock & key included
- 993030** Drawer liner kit included
- 993028** Top mat included
- 993012** Ball bearing slides (pair)
- 993041** 5" x 2" Swivel Caster
- 993042** 5" x 2" Fixed Caster

	width	depth	height
Overall w/ Casters	26 1/2"	19"	36"
1 Drawer	22 1/2"	17"	5 13/16"
4 Drawers	22 1/2"	17"	4 5/8"

93270 7 Drawer Roller Cabinet

2 Swivel/2 Fixed 5" x 2" casters

Capacity: 11,512 cubic in.

Net Weight: 155 lbs.

Shipping Weight: 165 lbs.

993005 Lock & key included

993031 Drawer liner kit included

993028 Top mat included

993012 Ball bearing slides (pair)

993041 5" x 2" Swivel Caster

993042 5" x 2" Fixed Caster

	width	depth	height
Overall w/ Casters	26 1/2"	19"	42"
1 Drawer	22 1/2"	17"	2 3/16"
1 Drawer	22 1/2"	17"	4 5/8"
1 Drawer	22 1/2"	17"	5 3/16"
1 Drawer	22 1/2"	17"	7"
3 Drawers	22 1/2"	17"	3 3/8"



93211 11 Drawer Roller Cabinet

2 Swivel/2 Fixed 5" x 2" casters

Capacity: 11,307 cubic in.

Net Weight: 165 lbs.

Shipping Weight: 175 lbs.

993005 Lock & key included

993034 Drawer liner kit included

993028 Top mat included

993012 Ball bearing slides (pair) full width drawers

993013 Ball bearing slides (pair) small width drawers

993041 5" x 2" Swivel Caster

993042 5" x 2" Fixed Caster

	width	depth	height
Overall w/ Casters	26 1/2"	19"	42"
1 Drawer	22 1/2"	17"	4 5/8"
1 Drawer	22 1/2"	17"	7"
2 Drawers	22 1/2"	17"	3 3/8"
3 Drawers	22 1/2"	17"	2 3/16"
4 Drawers	10 11/16"	17"	2 3/16"



PRO+ SERIES TOOL STORAGE



93212 12 Drawer Roller Cabinet

- 2 Swivel/2 Fixed 5" x 2" casters
- Capacity: 17,798 cubic in.
- Net Weight: 247 lbs.
- Shipping Weight: 257 lbs.
- 993005** Lock & key included
- 993034** Drawer liner kit included
- 993032** Top mat included
- 993012** Ball bearing slides (pair)
- 993043** 5" x 2" Swivel Caster
- 993044** 5" x 2" Fixed Caster

	width	depth	height
Overall w/ Casters	42"	19"	43 1/2"
1 Drawer	36 13/16"	17"	4 3/8"
2 Drawers	22 1/2"	17"	2 3/16"
3 Drawers	22 1/2"	17"	4 5/8"
1 Drawer	22 1/2"	17"	7"
2 Drawers	12"	17"	2 3/16"
2 Drawers	12"	17"	4 5/8"
1 Drawer	12"	17"	11 1/16"



93215 15 Drawer Roller Cabinet

- 2 Swivel/2 Fixed 5" x 2" casters
- Capacity: 17,465 cubic in.
- Net Weight: 262 lbs.
- Shipping Weight: 272 lbs.
- 993005** Lock & key included
- 993029** Drawer liner kit included
- 993028** Top mat included
- 993012** Ball bearing slides (pair)
- 993043** 5" x 2" Swivel Caster
- 993044** 5" x 2" Fixed Caster

	width	depth	height
Overall w/ Casters	42"	19"	43 1/2"
1 Drawer	36 13/16"	17"	4 3/8"
4 Drawers	22 1/2"	17"	2 3/16"
2 Drawers	22 1/2"	17"	4 5/8"
1 Drawer	22 1/2"	17"	7"
4 Drawers	12"	17"	2 3/16"
2 Drawers	12"	17"	4 5/8"
1 Drawer	12"	17"	7"

93408 8 Drawer Right Side Rider

Capacity: 7,941 cubic in.

Net Weight: 117 lbs.

Shipping Weight: 127 lbs.

993005 Lock & key included

993007 Side storage lock & key included

993036 Top mat included

993035 Optional drawer liner kit

993012 Ball bearing slides (pair)

	width	depth	height
Overall	19"	19"	36½"
Side Storage	5"	17"	31"
1 Drawer	10⅝"	17"	2⅜"
1 Drawer	10⅝"	17"	3⅜"
2 Drawers	10⅝"	17"	4⅝"
4 Drawers	10⅝"	17"	9½"



View of peg wall inside locker.
Tools not included. Hooks sold separately.
Pegboard Hooks, page 35.



For left side use Part No. 93418

93508 8 Drawer Side Rider

Capacity: 5,342 cubic in.

Net Weight: 100 lbs.

Shipping Weight: 107 lbs.

993005 Lock & key included

993035 Drawer liner kit included

993037 Top mat included

993012 Ball bearing slides (pair)

	width	depth	height
Overall	19"	19"	36½"
1 Drawer	10¾"	17"	4¼"
1 Drawer	10¾"	17"	10¾"
2 Drawers	10¾"	17"	3¼"
4 Drawers	10¾"	17"	2¼"

* Can be installed on the right or left.



UTILITY CARTS

97502B 2 Drawer Utility Cart

Net Weight: 97 lbs.

Shipping Weight: 102 lbs.

999011 Lock & key included

999046 Drawer liner kit included

999006 Ball bearing slides (pair)

999024 4" x 1" Swivel Caster

999025 4" x 1" Fixed Caster

	width	depth	height
Overall w/ Casters	30 1/4"	19"	35 3/4"
2 Drawers	25 1/2"	17 1/2"	3 1/4"



97503B 3 Tray Utility Cart

Net Weight: 42 lbs.

Shipping Weight: 47 lbs.

999035 Top mat included

999024 4" x 1" Swivel Caster

999025 4" x 1" Fixed Caster

	width	depth	height
Overall w/ Casters	27 1/2"	19 1/4"	32 3/4"



13 1/2" w x 9 1/2" d x 18 1/2" h

97403B 3 Tray Utility Cart

Net Weight: 25 lbs.

Shipping Weight: 28 lbs.

97403B-U Optional 8 gallon refuse bin

97403B-SW 4" x 1" Swivel Caster

97403B-BR 4" x 1" Swivel Caster w/Brake

	width	depth	height
Overall w/ Casters	33 1/2"	19"	39 3/8"



93513
2 Tray Heavy Duty Utility Cart

Net Weight: 55 lbs.
 Shipping Weight: 60 lbs.
 93516 Optional Centre Shelf
993041 5" x 2" Swivel Caster
993042 5" x 2" Fixed Caster

	width	depth	height
Overall	30 ¹ / ₅ "	19 ¹ / ₂ "	38 ³ / ₁₀ "



93514
3 Tray Heavy Duty Utility Cart
with Centre Shelf

Net Weight: 65 lbs.
 Shipping Weight: 70 lbs.
993041 5" x 2" Swivel Caster
993042 5" x 2" Fixed Caster

	width	depth	height
Overall	30 ¹ / ₅ "	19 ¹ / ₂ "	38 ³ / ₁₀ "



93515
Heavy Duty Utility Cart with 3 Drawer
Intermediate Chest

Net Weight: 115 lbs.
 Shipping Weight: 122 lbs.
993041 5" x 2" Swivel Caster
993042 5" x 2" Fixed Caster

	width	depth	height
Overall	30 ¹ / ₅ "	19 ¹ / ₂ "	38 ³ / ₁₀ "

PORTABLE STORAGE



Rear handle extends up to 99 cm/39" allowing for easily maneuverability of the tool chest loaded with up to 100 lbs.



Two large side handles and a telescoping rear handle for convenient lifting and transportation of tool chest to any worksite.



Four silent and self-oiling rear mounted wheels for smooth and quiet rolling.



Robust latches ensure a tight and secure close keeping contents safe and harsh elements out.



The highest standard. Yours.



GRAY TOOLS



Many drawer configurations available to suit your needs.



Top and front lids are fully removable for unrestricted access to inside of the tool chest.



Fully stackable for easy storage either in shop or mobile service vehicle.



Available in two models:
Industrial (water resistant) and
Military (water proof and NATO certified).

MOBILE TOOL CHEST

Mobile Tool Chest With Drawers - Industrial Version

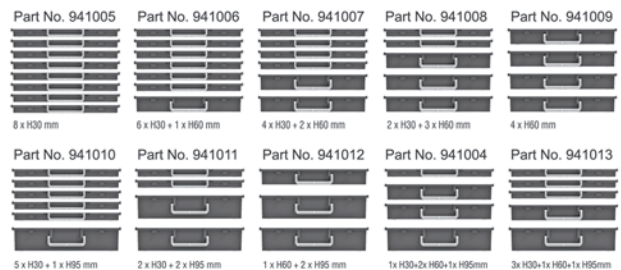
FEATURES

- **Front flat key lock locks both the top and front doors**
- Engineered for users whose work requires they transport hand tools, power tools and other repair components to the worksite
- Made of robust injection molded Copolymer Polypropylene, making it extremely durable and resistant to impact, rough usage, harsh weather
- The upper compartment contains a removable tray
- Below the removable tray is a recessed area where 5 small component boxes, a laptop computer or tablet can be stored
- The chest's main compartment is covered by a locking and removable drop front door that provides unrestricted access to the drawers
- Both top and drop front door can easily be removed
- Modular design allows tool chests to be fully stacked for easy storage
- Two side handles and an telescoping rear handle (extends up 39"/99 cm) for convenient lifting and transportation
- Accommodates any commercially available padlock or TSA compliant model
- Four silent and self-oiling wheels are mounted at the rear of the tool chest



Part No.	Description
941004	Dimensions: 22.8" W x 15" D x 18" H
	Weight empty: 29 lbs
	Chest Includes:
	Removable top tray (for upper compartment)
	The upper tray or inside a drawer
	Locking keys (qty 2)
	Qty 1: 1 ^{13/16} " small drawer
Qty 2: 2 ^{1/3} " medium drawer	
Qty 1: 3 ^{11/16} " large drawer	
	Water Resistant

Drawer Configurations



Part No.	No. of Drawers	Qty Small Drawers	Qty Medium Drawers	Qty Large Drawers	Includes Organizers
941004	4	1	2	1	YES
941005	8	8	-	-	NO
941006	7	6	1	-	NO
941007	6	4	2	-	NO
941008	5	2	3	-	NO
941009	4	-	4	-	NO
941010	6	5	-	1	NO
941011	4	2	-	2	NO
941012	3	-	1	2	NO
941013	5	3	1	1	NO



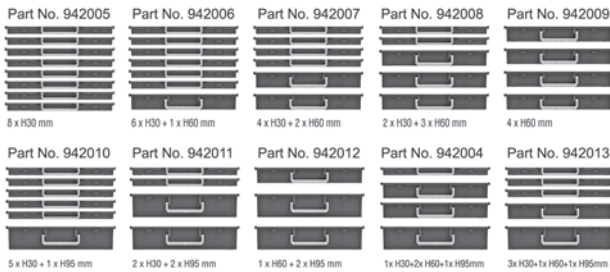
Mobile Tool Chest With Drawers - Military Version

FEATURES

- **8 latches deliver a MIL standard NATO certified, IP67 (waterproof -water-tight) seal**
- Engineered for users whose work requires they transport hand tools, power tools and other repair components to the worksite
- Made of robust injection molded Copolymer Polypropylene, making it extremely durable and resistant to impact, rough usage, harsh weather
- The upper compartment contains a removable tray
- Below the removable tray is a recessed area where 5 small component boxes, a laptop computer or tablet can be stored
- The chest's main compartment is covered by a locking and removable drop front door that provides unrestricted access to the drawers
- Both top and drop front door can easily be removed
- Modular design allows tool chests to be fully stacked for easy storage
- Two side handles and an telescoping rear handle (extends up 39"/99 cm) for convenient lifting and transportation
- Accommodates any commercially available padlock or TSA compliant model
- Four silent and self-oiling wheels are mounted at the rear of the tool chest



Drawer Configurations



Part No.	Description
942004	Dimensions: 22.8" W x 15" D x 18" H Weight empty: 29 lbs Chest Includes: Removable top tray (for upper compartment) The upper tray or inside a drawer Locking keys (qty 2) Qty 1: 1 ¹³ / ₁₆ " small drawer Qty 2: 2 ¹ / ₃ " medium drawer Qty 1: 3 ¹¹ / ₁₆ " large drawer MIL standard NATO certified, IP67 (waterproof-water-tight), with 8 locking latches and a purge valve

Part No.	No. of Drawers	Qty Small Drawers	Qty Medium Drawers	Qty Large Drawers	Includes Organizers
942004	4	1	2	1	NO
942005	8	8	-	-	NO
942006	7	6	1	-	NO
942007	6	4	2	-	NO
942008	5	2	3	-	NO
942009	4	-	4	-	NO
942010	6	5	-	1	NO
942011	4	2	-	2	NO
942012	3	-	1	2	NO
942013	5	3	1	1	NO

MOBILE TOOL CHEST ACCESSORIES

940006 / 940007 / 940008

Drawer Tool Panels For Mobile Tool Chests



FEATURES

- Drawer panels safely and securely hold a variety of tools
- Each panel features a rubber finger band which grips each tool (tools not included)
- All three panels (LOW, MID, & TALL) can be placed inside the drawers

940006

Low Tool Panel

- Ideal for small screwdrivers & wrenches and fits inside a 1 13/16" (30 mm) drawer or inside the top area tray

940007

Mid Tool Panel

- Ideal for medium size and larger tools and fits inside a 2 1/3" (60 mm) drawer

940008

Tall Tool Panel

- Ideal for large pliers and thicker size tools and fits inside a 3 11/16" (95 mm) drawer



940014

Swivel Casters

- 4 swiveling casters can be easily retrofitted while maintaining the rear caster functionality
- kit includes 4 casters (2 units feature top brake)
- Tool chest is no longer stackable once caster kit is installed

940013

Top Lid Tool Panel For Mobile Tool Chests With 9 Pockets



FEATURES

- Safely and securely hold a variety of tools (tools not included)
- 9 pockets for holding a variety of tools, ideal for sharp and/or pointed tools
- Panel is installed using the included metal hinges
- Panel is installed inside the top lid of the mobile tool chest (only one lid panel can be installed at a time)

940010

Top Lid In-Facing Tool Panel For Mobile Tool Chests

940011

Top Lid Out-Facing Tool Panel For Mobile Tool Chests



FEATURES

- Ideal for storing small screwdrivers, pliers & wrenches
- Features two rows of elastic bands which safely and securely hold a variety of tools
- Panel is installed using the included metal hinges
- Panel is installed inside the top lid of the mobile tool chest (only one lid panel can be installed at a time)

940012

Top Lid Tool Panel For Mobile Tool Chests With Tablet Storage



FEATURES

- Safely and securely hold a variety of tools and tablet
- Panel is installed using the included metal hinges
- Panel is installed inside the top lid of the mobile tool chest (only one lid panel can be installed at a time)

MOBILE TOOL CHEST ACCESSORIES

940001
6 Compartment
Plastic Storage Organizer



Parts not included

External size: 163(w) x 120(d) x 30(h) mm
 • 5 compartments: 70(w) x 31(d) x 25(h) mm
 • 1 compartment: 158(w) x 33(d) x 25(h) mm

940002
13 Compartment
Plastic Storage Organizer



Parts not included

External size: 163(w) x 120(d) x 30(h) mm
 • 1 compartment: 31(w) x 113(d) x 25(h) mm
 • 12 compartments: 31(w) x 35(d) x 25(h) mm

940003
1 Compartment
Plastic Storage Organizer



Parts not included

External size: 163(w) x 120(d) x 30(h) mm
 • 1 compartment: 158(w) x 106(d) x 25(h) mm

940004
10 Compartment
Plastic Storage Organizer



Parts not included

External size: 245(w) x 130(d) x 30(h) mm
 • 1 compartment: 163(w) x 40(d) x 25(h) mm
 • 1 compartment: 31(w) x 120(d) x 25(h) mm
 • 3 compartments: 33(w) x 37(d) x 25(h) mm
 • 5 compartments: 31(w) x 80(d) x 25(h) mm

940005
1 Compartment Plastic Storage Organizer



Parts not included

External size: 245(w) x 130(d) x 30(h) mm
 • 1 compartment: 238(w) x 120(d) x 25(h) mm

Drawers For Mobile Tool Chests

Small



1¹³/₁₆" /30 mm Tall

Medium



2¹/₈" /60 mm Tall

Large



3¹¹/₁₆" /90 mm Tall

Part No	Description	Internal Dimensions
940015	Drawer With Lid 30mm	467 X 225 X 30 mm (18.38" X 8.85" X 1.81")
940016	Drawer With Lid 60mm	467 X 225 X 60 mm (18.38" X 8.85" X 2.33")
940017	Drawer With Lid 95mm	467 X 225 X 95 mm (18.38" X 8.85" X 3.68")

Part No	Description	Internal Dimensions
940024	Drawer No Lid 30mm	467 X 225 X 30 mm (18.38" X 8.85" X 1.81")
940025	Drawer No Lid 60mm	467 X 225 X 60 mm (18.38" X 8.85" X 2.33")
940026	Drawer No Lid 95mm	467 X 225 X 95 mm (18.38" X 8.85" X 3.68")

HANDBOXES



9101 19" Low Profile Box

Capacity: 422 cubic in.
 Net Weight: 3½ lbs.
 Shipping Weight: 4 lbs.

	width	depth	height
Overall	19¾"	6⅛"	3½"



9107 16" Utility Box

Capacity: 847 cubic in.
 Net Weight: 6 lbs.
 Shipping Weight: 7½ lbs.

97816 Tote tray included

	width	depth	height
Overall	16"	7"	7½"



9109 19" Hand Box

Capacity: 1,012 cubic in.
 Net Weight: 8 lbs.
 Shipping Weight: 8½ lbs.

97817 Tote tray included

	width	depth	height
Overall	19"	7⅛"	7½"



9120 20" Heavy Duty Tool Box

Capacity: 1,621 cubic in.
 Net Weight: 9 lbs.
 Shipping Weight: 12 lbs.

97819 Tote tray included

	width	depth	height
Overall	20"	8½"	9½"



9104 24" Tool Box with Side Handles

Capacity: 2,162 cubic in.
 Net Weight: 15 lbs.
 Shipping Weight: 18 lbs.

97820 Tote tray included

	width	depth	height
Overall	24¼"	9½"	9½"



9119 21" Hip Roof Tool Box

Capacity: 1,472 cubic in.
 Net Weight: 12½ lbs.
 Shipping Weight: 13 lbs.
97822 Tote tray included

	width	depth	height
Overall	21"	8½"	8¼"



97103A 3 Drawer Hand Box

Capacity: 1,555 cubic in.
 Net Weight: 23 lbs.
 Shipping Weight: 24½ lbs.
97103A-LOCK Lock & key included
97103A-BB Roller bearing slides

	width	depth	height
Overall	22"	8¾"	13¼"
3 Drawers	21"	8"	2¼"



97103B 3 Drawer - Portable Hand Box

Capacity: 1,734 cubic in.
 Net Weight: 24 lbs.
 Shipping Weight: 27 lbs.
999013 Lock & key included
999047 Drawer liner kit included 999007
999007 Ball bearing slides (pair)

	width	depth	height
Overall	20½"	10"	12"
1 Drawer	17⅝"	8¾"	2⅝"
2 Drawers	17⅝"	8¾"	2"



93001 9" Slim Line Box for 1/4" Socket Set

Capacity: 80 cubic in.
 Net Weight: 3 lbs.
 Shipping Weight: 3 lbs.

	width	depth	height
Overall	9"	9¾"	1¾"



93002 12" Slim Line Box for 3/8" Socket Set

Capacity: 200 cubic in.
 Net Weight: 4½ lbs.
 Shipping Weight: 4½ lbs.

	width	depth	height
Overall	10¾"	11⅝"	1¾"

HANDBOXES




90012C Compartment Box With Plastic Tray & 12 Adjustable Dividers

Net Weight: 7 lbs.

Shipping Weight: 8 lbs.

90012C-DIV Plastic tray with 12 dividers

	width	depth	height
Overall	18 ¹ / ₈ "	12 ¹ / ₈ "	3"



locking bar

90004C 4 Drawer Compartment Rack

Net Weight: 29 lbs.

Shipping Weight: 31 lbs.

Ball bearing slides

Includes locking bar

	width	depth	height
Overall	20 ¹ / ₂ "	12 ¹ / ₂ "	14 ⁵ / ₈ "



90005-PAK Compartment Rack With 4 Compartment Boxes

Net Weight: 60 lbs.

Shipping Weight: 62 lbs.

Ball bearing slides

Includes locking bar

	width	depth	height
Overall	20 ¹ / ₂ "	12 ¹ / ₂ "	14 ⁵ / ₈ "



90005-BSE Compartment Box Base

	width	depth	height
Overall	21"	13 ¹ / ₄ "	7 ¹ / ₄ "



Replacement Dividers & Trays

90012C-DIV Package of 12 plastic dividers for use with 90012C

90012C-INS Plastic Tray and 12 dividers for use with 90012C



Cabinet Doors open

Workbench, wall cabinet and chest sold separately.

98001B Workbench

Net Weight: 159 lbs.
Shipping Weight: 170 lbs.
1/2" fibre board work surface included.

	width	depth	height
Overall	62 1/2"	30 1/2"	36"

98002B Wall Cabinet

Net Weight: 93 lbs.
Shipping Weight: 99 lbs.
999011 Lock & key included

	width	depth	height
Overall	62 1/2"	8"	24"

98003B 3 Drawer Chest

Capacity: 1,602 cubic in.
Net Weight: 35 lbs.
Shipping Weight: 38 lbs.
999012 Lock & key included
Drawer liner kit included

	width	depth	height
Overall	26"	12"	10 1/2"

Wall Cabinet Pegboard Hooks

Part No.	Description
HK01	1" Single hook
HK02	1" Double hook
HK03	4" Single hook
HK04	4" Double hook
HK05	U-Shaped hook



TOOLBOX ACCESSORIES



5" x 2" Casters (fits 26" Width Pro+)

- 993041** Swivel caster with brake (1 piece)
Load Rating 400 lbs per caster
- 993040** Fixed caster (1 piece)
Load Rating 400 lbs per caster



5" x 2" Casters (fits 42" Width Pro+)

- 993043** Swivel caster with brake (1 piece)
Load Rating 600 lbs per caster
- 993042** Fixed caster (1 piece)
Load Rating 600 lbs per caster



4" x 1" Casters

- 999024** Swivel caster with brake (1 piece)
Load Rating 160 lbs per caster
- 999025** Fixed caster (1 piece)
Load Rating 160 lbs per caster



5" x 2" Casters (fits 26" Width Marquis)

- 999020** Swivel caster with brake (1 piece)
Load Rating 200 lbs per caster
- 999021** Fixed caster (1 piece)
Load Rating 200 lbs per caster



5" x 1½" Casters (fits 34", 42", 53" Width Marquis)

- 999022** Swivel caster with brake (1 piece)
Load Rating 400 lbs per caster
- 999023** Fixed caster (1 piece)
Load Rating 400 lbs per caster



97844

6" x 2" TPR Needle Bearing Caster Set (of 4)

- 2,400 lb. Load Rating
- Fits carriage Part No. 97823, 97825 and 97837
- Contains: 2 fixed and 2 swivel casters with brakes



97824

6" x 2" Needle Bearing Caster Set (of 4)

- 3,200 lb. Load Rating
- Fits carriage Part No. 97823, 97825 and 97837
- Contains: 2 fixed and 2 swivel casters with brakes
- 97847** Swivel caster with brake 1 piece
- 97848** Fixed casters 1 piece



Tool Box Covers

Part No.	width	depth	height
990026	28"	19"	54"
990042	43"	19"	54"
990053	54"	24"	34"



9130B Side Shelf


Fits 26" & 34" Marquis Series cabinets
Net Weight: 9 lbs.

	width	depth	height
Overall	17"	16"	3/4"

97843B Can & Accessory Holder

Fits 26" & 34" Marquis Series cabinets
Net Weight: 2.7 lbs.

	width	depth	height
Overall	15 3/4"	3 1/2"	3 1/2"



Base Carriages

Part No.	width	depth
97823A	46"	19"
Compatible with any PRO+ Series 28" roller cabinet & 18" side rider		
97825A	54"	19"
Compatible with any 2 PRO+ Series 28" wide roller cabinets		
97837A	65"	
Compatible with any PRO+ Series 28" roller cabinet & two 18" side riders		



94701 3 Compartment Tray Organizer

- 10 1/2" x 10 1/2"
- Fuel and solvent resistant
- Sturdy plastic
- Stackable




94702 10 Compartment Tray Organizer

- 11" x 16"
- Fuel and solvent resistant
- Sturdy plastic
- Stackable


TOOL ORGANIZERS

Twist Lock Socket Bars

Part No.	Length	# Clips	Colour	Size	Replacement Clip Part No.	No. Replacement Clips
91408B	8"	9	Blue	1/4" Dr.	90014	15/pack
91408R	8"	9	Red	1/4" Dr.	90014	15/pack
93814B	13"	14	Blue	3/8" Dr.	90038	15/pack
93814R	13"	14	Red	3/8" Dr.	90038	15/pack
91215B	18"	15	Blue	1/2" Dr.	90012	15/pack
91215R	18"	15	Red	1/2" Dr.	90012	15/pack



- A simple twist firmly secures the sockets into a locked position.
- Twist lock clips are adjustable and removable.



Socket Bars With Clips

Part No.	Length	# Clips	Size
SB060810	6"	10	1/4" Dr.
SB070812	9"	12	1/4" Dr.
SB111212	12"	13	3/8" Dr.
SB111211	11 1/2"	11	3/8" Dr.
SB081209	8"	9	3/8" Dr.
SB191615	19"	15	1/2" Dr.
SB111609	11"	9	1/2" Dr.
SB151611	15"	11	1/2" Dr.
SB071607	7"	7	1/2" Dr.
SB091608	9"	8	1/2" Dr.
SB112406	11"	6	3/4" Dr.

- Nickel plated steel construction with spring-steel socket clips.




Socket Organizers

Part No.	Description	Description
91401	SAE Socket Organizer	1/4" Dr. Reg & Deep
91402	Metric Socket Organizer	1/4" Dr. Reg & Deep
93801	SAE Socket Organizer	3/8" Dr. Reg & Deep
93802	Metric Socket Organizer	3/8" Dr. Reg & Deep
91201	SAE Socket Organizer	1/2" Dr. Reg & Deep
91202	Metric Socket Organizer	1/2" Dr. Reg & Deep

Plastic Socket Organizer Set



Part No.	Description
94972	Socket and Ratchet Rack 1/4"-3/8"-1/2" Dr. Holds 169 pieces Overall Size: 21 1/2" x 16"



Socket Organizers With Rails

Part No.	Length	# Clips	Colour	Size
91410B	8"	10	Blue	1/4" Dr.
91410R	8"	10	Blue	1/4" Dr.
93808B	8"	8	Blue	3/8" Dr.
93808R	8"	8	Red	3/8" Dr.
93813B	13"	15	Blue	3/8" Dr.
93813R	13"	15	Red	3/8" Dr.
91208B	8"	7	Blue	1/2" Dr.
91208R	8"	7	Red	1/2" Dr.
91213B	13"	11	Blue	1/2" Dr.
91213R	13"	11	Red	1/2" Dr.
91218B	18"	15	Blue	1/2" Dr.
91218R	18"	15	Red	1/2" Dr.




Gripper Wrench Organizer

Part No.	Description
94815	Gripper Wrench Organizer (Holds 15 pieces)
94811	Gripper Wrench Organizer (Holds 11 pieces)
94809	Gripper Wrench Organizer (Holds 9 pieces)
94806	Gripper Wrench Organizer (Holds 6 pieces)
94805	Gripper Wrench Organizer (Holds 5 pieces)
94804	Gripper Wrench Organizer (Holds 4 pieces)



Wrench Organizers


Part No.	Description
94715	Wrench Organizer (Holds 15 pieces)
94711	Wrench Organizer (Holds 11 pieces)



94812 Gripper Stubby Wrench Organizer

Holds 11 wrenches

	Dimensions
Overall	10" x 2 1/4"



94772 Wrench Organizer

Holds 72 pieces

	Dimensions
Overall	21 1/2" x 16"



Tools sold separately.

89922 Magnetic Rectangular Tray

	Dimensions
Overall	9 1/2" x 1 1/4" x 5 1/2"




Parts not included.

89923 Magnetic Parts Bowl

	Description
Overall	6" diameter, attaches to any steel surface

1000V Insulated Tools



The highest standard. Yours.



GRAY TOOLS



Why Gray Tools?

Quality at the Core

Underneath 2 layers of protective insulation is the same Gray tool professionals have trusted since 1912. People who do extraordinary work for essential service providers such as Ontario Hydro, Bell Canada, Toronto Transit, General Electric and many other industrial facilities across Canada trust the quality and dependability of Gray tools.

Highly Customizable Assortment

With over 6,000 products in the standard catalogue assortment, Gray Tools is able to satisfy almost any professional's hand tool needs. A special partnership with a domestic insulation specialist combined with our manufacturing capabilities gives us the unique ability to insulate almost any tool in our assortment quickly and efficiently. If your job requires an insulated tool that is not part of our current insulated tool assortment, let us know and we'll insulate it for you.

Insulated Ratchets.	058
Insulated Extensions.	059
Insulated Sockets.	060
Insulated Wrenches.	065
Insulated Screwdrivers	067
Insulated Nut Drivers	068
Insulated Pliers	069
Insulated Hex Keys	071
Insulated Hack Saw	071

Insulation Process

Each Gray insulated tool goes through a very lengthy and labour-intensive process that spans many days with many steps largely completed carefully and painstakingly by hand.

Tool Preparation

The process begins with modifying the original Gray tool to be insulated in order to meet the ASTM F1505 standards.

The goal is to ensure the tool operator is unable to contact any exposed metal that could potentially be energized during the normal operation of the tool.

Tool design and modification must be done in a way that will not compromise the strength and functionality of the tool for which it was originally designed.

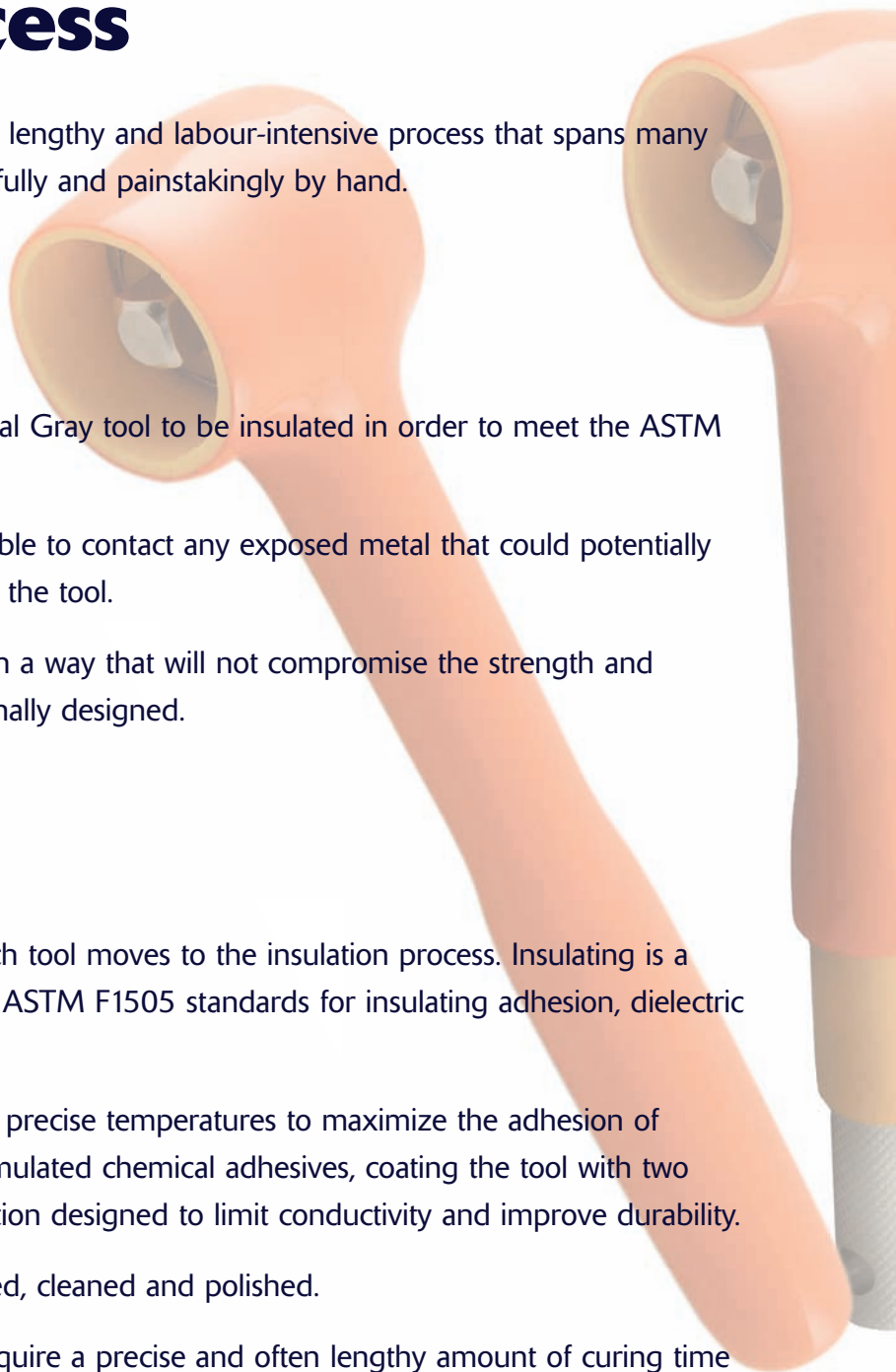
Insulation Process

Once the preparation phase is completed each tool moves to the insulation process. Insulating is a multi-step process that meets or exceeds the ASTM F1505 standards for insulating adhesion, dielectric properties, flammability, and durability.

Some of the steps include heating the tool to precise temperatures to maximize the adhesion of the insulating material, applying specially formulated chemical adhesives, coating the tool with two different uniquely formulated layers of insulation designed to limit conductivity and improve durability.

In the final stages the insulated tool is trimmed, cleaned and polished.

Most of the steps in the insulating process require a precise and often lengthy amount of curing time to achieve optimum results.



Individual Tool Testing

With the insulation process completed, each tool is then subjected to a series of tests to ensure compliance to ASTM F1505. The goal of these tests is to ensure the adhesiveness of the insulating material under a variety of temperatures and conditions as well as making sure each tool meets or exceeds the dielectric minimums set forth in the specifications.

This means each tool is charged with 10,000 V of energy for 180 seconds to ensure its insulation resists potential electrical shock. Additional tests involve the flammability and the durability of the insulating material.

Only after a tool has passed every exhaustive test is it laser engraved with the ASTM F1505 double triangle symbol and the year the tool was insulated.

Our Goal - Maximum Protection

Each Gray insulated tool is double insulated to ensure maximum protection for the operator.

In addition to providing protection for up to 1000V the dual coloured insulation also serves as an added visual safety indicator. Under the orange top layer of insulation is a second yellow layer. Should the yellow layer be visible through the outer orange layer the user is immediately alerted that the tool is no longer safe to use and must be discarded.

Insulated tools are an important link in the overall chain of safety when it comes to working on potentially energized material. Other important safety items include insulated gloves, insulated boots and arc flash protection suits and clothing.

1000V INSULATED RATCHETS



1/4" Dr. Round Head Ratchet

Part No.	Length in.	No. of Teeth	Weight lbs.
10842-I	5 ³ / ₄	42	0.50

Individually insulated and tested to ASTM F1505 Standards. ⚡



3/8" Dr. Round Head Ratchet

Part No.	Length in.	No. of Teeth	Weight lbs.
20842-I	8 ¹ / ₄	42	1.00

Individually insulated and tested to ASTM F1505 Standards. ⚡



1/2" Dr. Round Head Ratchet

Part No.	Length in.	No. of Teeth	Weight lbs.
30842-I	10 ¹ / ₄	42	1.62

Individually insulated and tested to ASTM F1505 Standards. ⚡



Important: An insulated extension is always required between the ratchet and the socket.

1000V INSULATED EXTENSIONS

1/4" Ratchet Extensions

Part No.	Length in.	Weight lbs.
V602-I	2	0.05
V603-I	3	0.08
V606-I	6	0.19

Individually insulated and tested to ASTM F1505 Standards. ⚠



3/8" Ratchet Extensions

Part No.	Length in.	Weight lbs.
T31-I	3	0.25
T4-I	6	0.43
T41-I	8	0.56

Individually insulated and tested to ASTM F1505 Standards. ⚠



1/2" Ratchet Extensions

Part No.	Length in.	Weight lbs.
718-I	5	1.00
719-I	10	1.25
715-I	15	1.55


Individually insulated and tested to ASTM F1505 Standards. ⚠



3/8" Drive Speeder

Part No.	Length in.	Weight lbs.
T9-I	16	1.50

Individually insulated and tested to ASTM F1505 Standards. ⚠



1000V INSULATED SOCKETS



1/4" Drive 12 Point SAE

Hex Size	Part No.	Overall Length in.	Weight lbs.
3/16"	V106-I	1 1/2	0.03
7/32"	V107-I	1 1/2	0.03
1/4"	V108-I	1 1/2	0.03
9/32"	V109-I	1 1/2	0.04
5/16"	V110-I	1 1/2	0.04
11/32"	V111-I	1 1/2	0.04
3/8"	V112-I	1 1/2	0.06
7/16"	V114-I	1 1/2	0.06
1/2"	V116-I	1 1/2	0.07
9/16"	V118-I	1 1/2	0.09

Individually insulated and tested to ASTM F1505 Standards. ⚠



1/4" Drive 6 Point Metric

Hex Size	Part No.	Overall Length in.	Weight lbs.
4mm	M604-I	1 1/2	0.03
4.5mm	M604.5-I	1 1/2	0.03
5mm	M605-I	1 1/2	0.03
5.5mm	M605.5-I	1 1/2	0.03
6mm	M606-I	1 1/2	0.03
7mm	M607-I	1 1/2	0.04
8mm	M608-I	1 1/2	0.04
9mm	M609-I	1 1/2	0.04
10mm	M610-I	1 1/2	0.04
11mm	M611-I	1 1/2	0.06
12mm	M612-I	1 1/2	0.06
13mm	M613-I	1 1/2	0.07
14mm	M614-I	1 1/2	0.09
15mm	M615-I	1 1/2	0.09

Individually insulated and tested to ASTM F1505 Standards. ⚠



Important: Insulated tools are an important link in the overall chain of safety when it comes to working on potentially energized material. Other important safety items include insulated gloves, insulated boots and arc flash prevention suits and clothing.

1000V INSULATED SOCKETS

3/8" Drive 12 Point SAE

Hex Size	Part No.	Overall Length in.	Weight lbs.
5/16"	T10-I	1 3/4	0.12
3/8"	T12-I	1 3/4	0.12
7/16"	T14-I	1 3/4	0.14
1/2"	T16-I	1 3/4	0.15
9/16"	T18-I	1 3/4	0.17
5/8"	T20-I	1 3/4	0.18
11/16"	T22-I	1 3/4	0.20
3/4"	T24-I	1 3/4	0.21
13/16"	T26-I	1 3/4	0.25
7/8"	T28-I	1 3/4	0.28

Individually insulated and tested to ASTM F1505 Standards. ⚠



3/8" Drive 12 Point Metric

Hex Size	Part No.	Overall Length in.	Weight lbs.
6mm	MT6-I	1 3/4	0.12
7mm	MT7-I	1 3/4	0.12
8mm	MT8-I	1 3/4	0.12
9mm	MT9-I	1 3/4	0.12
10mm	MT10-I	1 3/4	0.12
11mm	MT11-I	1 3/4	0.14
12mm	MT12-I	1 3/4	0.15
13mm	MT13-I	1 3/4	0.15
14mm	MT14-I	1 3/4	0.15
15mm	MT15-I	1 3/4	0.18
16mm	MT16-I	1 3/4	0.18
17mm	MT17-I	1 3/4	0.25
18mm	MT18-I	1 3/4	0.25
19mm	MT19-I	1 3/4	0.26

Individually insulated and tested to ASTM F1505 Standards. ⚠



⚡ Safety Tip: If you are able to see the yellow safety insulated under-layer showing through the orange layer, the tool is no longer safe to use and should be replaced.

1000V INSULATED SOCKETS



3/8" Drive Hex Head Sockets SAE - Standard Length

Hex Size	Part No.	Overall Length, in.	Bit Length, in.
1/8"	TW4-I	2.25	1.5
5/32"	TW5-I	2.25	1.5
3/16"	TW6-I	2.25	1.5
7/32"	TW7-I	2.25	1.5
1/4"	TW8-I	2.25	1.5
5/16"	TW10-I	2.25	1.5
3/8"	TW12-I	2.25	1.5

Individually insulated and tested to ASTM F1505 Standards. ⚠



3/8" Drive Hex Head Sockets SAE - Long Length

Hex Size	Part No.	Overall Length, in.	Bit Length, in.
1/8"	TW4L-I	4.00	3.0
5/32"	TW5L-I	4.00	3.0
3/16"	TW6L-I	4.00	3.0
7/32"	TW7L-I	4.00	3.0
1/4"	TW8L-I	4.00	3.0
5/16"	TW10L-I	4.00	3.0
3/8"	TW12L-I	4.00	3.0

Individually insulated and tested to ASTM F1505 Standards. ⚠



3/8" Drive Hex Head Sockets Metric - Standard Length

Hex Size	Part No.	Overall Length, mm	Bit Length, mm
4mm	MTW4-I	57	31
5mm	MTW5-I	57	31
6mm	MTW6-I	57	31
7mm	MTW7-I	57	31
8mm	MTW8-I	57	31
9mm	MTW9-I	57	31
10mm	MTW10-I	57	31

Individually insulated and tested to ASTM F1505 Standards. ⚠



Important: An insulated extension is always required between the ratchet and the socket.

1000V INSULATED SOCKETS

3/8" Drive Hex Head Sockets Metric - Long Length

Hex Size	Part No.	Overall Length, mm	Bit Length, mm
4mm	MTW4L-I	98	70
5mm	MTW5L-I	98	70
6mm	MTW6L-I	100	70
7mm	MTW7L-I	100	70
8mm	MTW8L-I	100	70
10mm	MTW10L-I	100	70

Individually insulated and tested to ASTM F1505 Standards. ⚠



3/8" Drive Torx® Head Sockets - Standard Length

Torx® Size	Part No.	Overall Length, in.	Tamper Resistant Bit Part No.
T6	T606-I	2.125	—
T7	T607-I	2.125	T607T-I
T8	T608-I	2.125	T608T-I
T9	T609-I	2.125	T609T-I
T10	T610-I	2.125	T610T-I
T15	T615-I	2.125	T615T-I
T20	T620-I	2.125	T620T-I
T25	T625-I	2.125	T625T-I
T27	T627-I	2.125	T627T-I
T30	T630-I	2.125	T630T-I
T40	T640-I	2.125	T640T-I
T45	T645-I	2.125	T645T-I
T50	T650-I	2.125	T650T-I
T55	T655-I	2.125	—

Torx® is a trademark of Camcar Division of Textron, Inc.

Individually insulated and tested to ASTM F1505 Standards. ⚠



3/8" Drive Phillips® Head Sockets - Standard Length

Phillips® Size	Part No.	Overall Length, in.	Bit Length, in.
No.1	TP1-I	1.93	0.75
No.2	TP2-I	1.93	0.75
No.3	TP3-I	1.93	0.75
No.4	TP4-I	1.93	0.75

Phillips® is a trademark of Phillips Screw Company.

Individually insulated and tested to ASTM F1505 Standards. ⚠



Safety Tip: If you are able to see the yellow safety insulated under-layer showing through the orange layer, the tool is no longer safe to use and should be replaced.

1000V INSULATED SOCKETS



1/2" Drive 12 Point SAE

Hex Size	Part No.	Overall Length in.	Weight lbs.
3/8"	1406-I	2 1/4	0.21
7/16"	1407-I	2 1/4	0.23
1/2"	1408-I	2 1/4	0.25
9/16"	1409-I	2 1/4	0.26
5/8"	1410-I	2 1/4	0.28
11/16"	1411-I	2 1/4	0.29
3/4"	1412-I	2 1/4	0.31
13/16"	1413-I	2 1/4	0.34
7/8"	1414-I	2 1/4	0.39
15/16"	1415-I	2 1/4	0.46
1"	1432-I	2 1/4	0.53

Individually insulated and tested to ASTM F1505 Standards.

1/2" Drive 12 Point Metric

Hex Size	Part No.	Overall Length in.	Weight lbs.
10mm	M1210-I	2 1/4	0.15
11mm	M1211-I	2 1/4	0.15
12mm	M1212-I	2 1/4	0.17
13mm	M1213-I	2 1/4	0.18
14mm	M1214-I	2 1/4	0.20
15mm	M1215-I	2 1/4	0.21
16mm	M1216-I	2 1/4	0.23
17mm	M1217-I	2 1/4	0.25
18mm	M1218-I	2 1/4	0.26
19mm	M1219-I	2 1/4	0.28
20mm	M1220-I	2 1/4	0.29
21mm	M1221-I	2 1/4	0.29
22mm	M1222-I	2 1/4	0.31

Individually insulated and tested to ASTM F1505 Standards.



15025-I 25 Piece 1/4" Drive SAE & Metric Insulated Socket Set

Contains:

12 Point Sockets: 3/16", 7/32", 1/4", 9/32", 5/16", 11/32", 3/8", 7/16", 1/2", 9/16"

6 Point Sockets: 4, 5, 6, 7, 8, 9, 10, 11, 12, 13, 14, 15mm,

Includes: 42 Tooth Round Head Ratchet, 2" Extension, 6" Extension, Storage Carrying Case



25024DH-I 24 Piece 3/8" Drive SAE & Metric Insulated Socket Set

Contains:

12 Point Sockets: 3/8", 7/16", 1/2", 9/16", 5/8", 11/16", 3/4", 13/16", 7/8"

12 Point Sockets: 8, 9, 10, 11, 12, 13, 14, 15, 16, 17, 18, 19mm

Includes: 42 Tooth Round Head Ratchet, 3" Extension, 8" Extension, Storage Carrying Case



Important: An insulated extension is always required between the ratchet and the socket.

1000V INSULATED WRENCHES



12 Point Box End Wrenches – SAE

Hex Size	Part No.	Overall Length in.	Box End Width in.	Box End Thickness in.	Weight lbs.
1/4"	157B-I	4 1/2	0.54	0.23	0.06
5/16"	158B-I	5	0.68	0.25	0.09
11/32"	159B-I	5	0.70	0.25	0.10
3/8"	160B-I	5 1/2	0.75	0.30	0.12
7/16"	161B-I	5 1/2	0.89	0.33	0.15
1/2"	162B-I	6	0.94	0.31	0.21
9/16"	163B-I	6 1/4	1.06	0.33	0.25
5/8"	164B-I	6 3/4	1.12	0.38	0.31
11/16"	165B-I	7 1/2	1.24	0.40	0.43
3/4"	166B-I	8	1.29	0.44	0.53
13/16"	166SB-I	9	1.42	0.51	0.56
7/8"	167B-I	9 1/2	1.56	0.50	0.62
15/16"	168B-I	9 1/2	1.58	0.51	0.71
1"	169B-I	11	1.68	0.57	0.90

Individually insulated and tested to ASTM F1505 Standards. ⚠



12 Point Box End Wrenches – Metric

Hex Size	Part No.	Overall Length mm	Box End Width mm	Box End Thickness mm	Weight lbs.
6mm	MEB6-I	107.95	13.97	5.08	0.05
7mm	MEB7-I	114.30	14.22	5.08	0.05
8mm	MEB8-I	127.00	17.02	6.60	0.10
9mm	MEB9-I	133.35	19.30	8.13	0.10
10mm	MEB10-I	139.70	21.59	8.64	0.10
11mm	MEB11-I	139.70	21.59	8.13	0.15
12mm	MEB12-I	152.40	23.88	7.62	0.20
13mm	MEB13-I	152.40	23.88	8.13	0.20
14mm	MEB14-I	158.75	26.67	8.38	0.20
15mm	MEB15-I	158.75	25.91	8.38	0.25
16mm	MEB16-I	171.45	29.72	9.40	0.30
17mm	MEB17-I	184.15	32.00	9.80	0.40
18mm	MEB18-I	190.00	32.00	9.80	0.40
19mm	MEB19-I	200.00	32.50	10.60	0.45
20mm	MEB20-I	205.00	35.50	11.30	0.45
21mm	MEB21-I	215.00	35.70	12.50	0.50
22mm	MEB22-I	230.00	38.20	13.50	0.60
24mm	MEB24-I	265.00	38.70	13.60	0.70

Individually insulated and tested to ASTM F1505 Standards. ⚠



176LR-I 14 Piece 12 Point SAE Box End Wrench Set

Contains: 1/4", 5/16", 11/32", 3/8", 7/16", 1/2", 9/16", 5/8", 11/16", 3/4", 13/16", 7/8", 15/16", 1"
Includes Canvas Roll



M212R-I 12 Piece 12 Point Metric Box End Wrench Set

Contains: 6, 7, 8, 9, 10, 11, 12, 13, 14, 15, 16, 17mm
Includes Canvas Roll

1000V INSULATED WRENCHES



Open End Wrenches - SAE

Hex Size	Part No.	Overall Length in.	Box End Width in.	Box End Thickness in.	Weight lbs.
1/4"	E08-I	4 1/2	0.7	0.37	0.06
5/16"	E010-I	4 3/4	0.82	0.4	0.07
11/32"	E011-I	4 3/4	0.83	0.42	0.09
3/8"	E012-I	5	0.96	0.45	0.12
7/16"	E014-I	5 1/2	1.09	0.48	0.15
1/2"	E016-I	6	1.18	0.51	0.20
9/16"	E018-I	6 1/4	1.4	0.59	0.28
5/8"	E020-I	7	1.53	0.63	0.34
11/16"	E022-I	7 1/2	1.68	0.68	0.46
3/4"	E024-I	8	1.78	0.68	0.53
13/16"	E026-I	9	1.84	0.66	0.62
7/8"	E028-I	9 3/4	2.02	0.73	0.68
15/16"	E030-I	10 1/4	2.05	0.71	0.78
1"	E032-I	10 3/4	2.25	0.78	1.00


Individually insulated and tested to ASTM F1505 Standards. ⚠



Open End Wrenches - Metric


Hex Size	Part No.	Overall Length mm	Box End Width mm	Box End Thickness mm	Weight lbs.
6mm	MEBO6-I	107.95	18.80	10.16	0.06
7mm	MEBO7-I	114.30	18.80	10.16	0.07
8mm	MEBO8-I	120.65	21.59	10.92	0.09
9mm	MEBO9-I	133.35	24.89	12.19	0.12
10mm	MEBO10-I	139.70	28.19	12.70	0.17
11mm	MEBO11-I	139.70	28.19	12.45	0.18
12mm	MEBO12-I	152.40	30.73	13.72	0.20
13mm	MEBO13-I	152.40	30.73	13.72	0.21
14mm	MEBO14-I	158.75	35.05	15.24	0.28
15mm	MEBO15-I	158.75	35.31	15.24	0.28
16mm	MEBO16-I	177.80	37.08	14.48	0.34
17mm	MEBO17-I	184.15	35.31	14.48	0.45
19mm	MEBO19-I	205.00	43.00	14.50	0.50
22mm	MEBO22-I	225.00	50.00	15.50	0.65
24mm	MEBO24-I	225.00	53.40	17.40	0.80

Individually insulated and tested to ASTM F1505 Standards. ⚠



DO14-I 14 Piece SAE Open End Wrench Set

Contains: 1/4", 5/16", 11/32", 3/8", 7/16", 1/2", 9/16", 5/8", 11/16", 3/4", 13/16", 7/8", 15/16", 1"
Includes Canvas Roll



MB12-I 12 Piece Metric Open End Wrench Set


Contains: 6, 7, 8, 9, 10, 11, 12, 13, 14, 15, 16, 17mm
Includes Canvas Roll

1000V INSULATED SCREWDRIVERS



Slotted - Round Shank


Part No.	Blade Length in.	Overall Length in.	Tip Size	Shank Size in.	Weight lbs.
30403-I	3	8	.016 x 1/8	1/8	0.15
30404-I	4	8	.016 x 1/8	1/8	0.15
30506-I	6	10	.020 x 5/32	5/32	0.15
30606-I	6	9 3/4	.028 x 3/16	3/16	0.15
30612-I	12	15 1/2	.028 x 3/16	3/16	0.25

Individually insulated and tested to ASTM F1505 Standards. 



Phillips® - Round Shank


Part No.	Blade Length in.	Overall Length in.	Tip Size	Shank Size in.	Weight lbs.
50002-I	2 3/8	7	No 0	1/8	0.21
50103-I	3 1/4	7	No 1	3/16	0.25
50204-I	4	8 1/4	No 2	1/4	0.37
50306-I	6	10 3/4	No 3	5/16	0.50
50408-I	8	12 3/4	No 4	3/8	0.62

Individually insulated and tested to ASTM F1505 Standards. 



Square Recess - Round Shank

Part No.	Blade Length in.	Overall Length in.	Tip Size	Shank Size in.	Weight lbs.
RB221-I	6	10	No 1	5/16	0.37
RB222-I	6	10 1/4	No 2	5/16	0.40
RB223-I	6	10 1/4	No 3	5/16	0.40
RB224-I	6	11	No 4	5/16	0.50

Individually insulated and tested to ASTM F1505 Standards. 



86612-I 12 Piece Insulated Screwdrivers/Pliers Set

Contains: Slotted: .016 x 1/8", .020 x 5/32", .028 x 3/16"

Phillips® #: 1, 2

Square Recess #: 1, 2, 3

Linesman Pliers

Diagonal Cutting Pliers

Long Nose Pliers

Wire Stripper Pliers

Includes Canvas Roll

1000V INSULATED NUT DRIVERS



Nut Drivers - SAE

Part No.	Hex Opening in.	Overall Length in.	Weight lbs.
CH06-I	3/16	6 1/4	0.31
CH08-I	1/4	6 1/2	0.32
CH10-I	5/16	6 3/4	0.37
CH11-I	11/32	7	0.39
CH12-I	3/8	7	0.40
CH14-I	7/16	7 3/4	0.50
CH16-I	1/2	8	0.51

Individually insulated and tested to ASTM F1505 Standards. ⚠



Nut Drivers - Metric

Part No.	Hex Opening mm	Overall Length in.	Weight lbs.
CH05M-I	5	6	0.22
CH06M-I	6	6 1/2	0.25
CH07M-I	7	7	0.28
CH08M-I	8	7	0.28
CH09M-I	9	7	0.29
CH10M-I	10	7 3/4	0.50
CH11M-I	11	7 3/4	0.50

Individually insulated and tested to ASTM F1505 Standards. ⚠



CHS7A-I 7 Piece SAE Nut Driver Set

Contains: 3/16", 1/4", 5/16", 11/32", 3/8", 7/16", 1/2"
Includes Canvas Roll



CHS7MA-I 7 Piece Metric Nut Driver Set

Contains: 5, 6, 7, 8, 9, 10, 11mm
Includes Canvas Roll

Need a tool or size not in this catalog? Contact us at info@graytools.com.

Linesman's Combination with Cutter

Part No.	Overall Length in.	Jaw Length in.	Weight lbs.
B212B-I	7	1 1/4	0.75
B214B-I	8	1 3/8	0.87
B218B-I	9	1 5/8	0.90

Individually insulated and tested to ASTM F1505 Standards. ⚠



Flat Nose

Part No.	Overall Length in.	Jaw Length in.	Weight lbs.
B224A-I	6 1/2	2	0.50

Individually insulated and tested to ASTM F1505 Standards. ⚠



Needle Nose Straight Cutter

Part No.	Overall Length in.	Jaw Length in.	Weight lbs.
B231B-I	6 1/2	2	0.37
B232B-I	8	2 3/4	0.62

Individually insulated and tested to ASTM F1505 Standards. ⚠



Needle Nose 45° Curved With Cutter

Part No.	Overall Length in.	Jaw Length in.	Weight lbs.
B238B-I	6 1/2	2	0.50
B239B-I	8	2 3/4	0.62

Individually insulated and tested to ASTM F1505 Standards. ⚠



Side Cutting - Diamond Slim Nose

Part No.	Overall Length in.	Jaw Length in.	Weight lbs.
B241B-I	6 1/2	7/8	0.62
B243B-I	7 1/4	1	0.75

Individually insulated and tested to ASTM F1505 Standards. ⚠



1000V INSULATED PLIERS



Tongue & Groove Slip Joint


Part No.	Overall Length in.	Jaw Length in.	Capacity in.	Weight lbs.
B45-10A-I	10 1/2	1 1/4	1 1/2	1.12
B45-12A-I	12 1/2	1 1/2	2 5/8	2.25

Individually insulated and tested to ASTM F1505 Standards. 



Electrical/Electronic 5 in 1 Tool


Part No.	Description	Overall Length in.	Weight lbs.
B121-I	<p>Stripper, Crimper, Bolt Cutter:</p> <p>Strips: 22-20/18/16/14/12/10 AWG</p> <p>Crimps: Insulated and Non-Insulated: 22-14, 12-10 AWG</p> <p>Non-Insulated Auto 7 and 8 mm</p> <p>Bolt Cutter: 4-40/6-32/8-32/10-32/10-24 inches</p>	8 1/4	0.62

Individually insulated and tested to ASTM F1505 Standards. 



Stripper/Cutter

Part No.	Description	Overall Length in.	Weight lbs.
B123-I	<p>Strips: 22-20/18/16/14/12/10 AWG</p> <p>Crimps: Insulated and Non-Insulated: 22-14, 12-10 AWG</p> <p>Non-Insulated Auto 7 and 8 mm</p> <p>Bolt Cutter: 4-40/6-32/8-32/10-32/10-24 inches</p>	8 1/4	0.50

Individually insulated and tested to ASTM F1505 Standards. 

T-Handle Hex Keys - SAE

Hex Size	Part No.	Overall Length in.	Blade Length in.	Weight lbs.
3/32"	68606-I	4 1/2	2.56	0.18
7/64"	68607-I	4 3/4	2.75	0.18
1/8"	68608-I	5	2.95	0.21
9/64"	68609-I	5	2.95	0.25
5/32"	68610-I	5 1/4	3.35	0.31
3/16"	68612-I	6	3.94	0.37
7/32"	68614-I	6 1/2	4.33	0.43
1/4"	68616-I	6 1/2	4.72	0.43
5/16"	68620-I	8	5.83	0.81
3/8"	68624-I	9 1/4	7.01	0.87

Individually insulated and tested to ASTM F1505 Standards. ⚠



T-Handle Hex Keys - Metric

Hex Size	Part No.	Overall Length mm	Blade Length mm	Weight lbs.
2mm	67602-I	108.0	55.1	0.15
2.5mm	67625-I	108.0	65.0	0.15
3mm	67603-I	127.0	74.9	0.20
4mm	67604-I	133.4	85.1	0.35
5mm	67605-I	152.4	100.1	0.35
6mm	67606-I	177.8	119.9	0.40
8mm	67608-I	203.2	148.1	0.90
10mm	67610-I	228.6	178.1	0.95

Individually insulated and tested to ASTM F1505 Standards. ⚠



6" Blade Mini Hacksaw

Part No.	Description	Weight lbs.
2612HS-I	Oval frame design for greater cutting depth.	1.00

Individually insulated and tested to ASTM F1505 Standards. ⚠



Adjustable Wrenches

Part No.	Overall Length in.	Maximum Opening in.	Weight lbs.
65304-I	4	1.08	0.15
65306A-I	6	1.35	0.35
65308A-I	8	1.08	0.65
65310A-I	10	1.35	1.05
65312A-I	12	1.5	1.70

Only handle provides protection against electrical shock. ⚠



Important: Keep insulated tools away from heat sources, in order to avoid damage to the insulation material.

SOCKETS & ATTACHMENTS



The highest standard. Yours.



GRAY TOOLS



FEATURES & BENEFITS

- One of the largest socket ranges available. From 1/4" to 2 1/2" drive and up to 8" hex diameter.
- Professional grade sockets are available in chrome, impact, hex head & Torx® and designed to meet or exceed all government specifications.
- Sockets are available in SAE & Metric, 6, 8 & 12 point, in standard or deep lengths.
- A unique socket design eliminates fastener rounding while providing a secure and powerful hold; even on worn or rounded fasteners.
- Innovative handle, gear & pawl designs allow the 20, 32, 36, 40 & 72 tooth ratchets to deliver remarkable torque, speed and safety.
- Ratchets are drop forged, polished and chrome plated to a superior corrosion resistant finish.
- Over 155 conveniently packaged and assembled ratchet, attachment and socket sets to choose from.

1/4" Drive	074
3/8" Drive	085
1/2" Drive	109
3/4" Drive	131
1" Drive	141
1 1/2" Drive.	147
2 1/2" Drive.	150

1/4" DRIVE SOCKETS & ATTACHMENTS

Closed Back Design Ratchet

FEATURES

Greater Performance

Up to 40% more torque versus our previous generation ratchets.

Protected for life

Our in-house nickel-plating process delivers a jewelry like finish and industry leading corrosion protection.

Improved performance

The closed back design prevents dirt and debris from damaging the ratcheting mechanism resulting in superior tool life.

Sleeker Design

New contour handle, thinner head and compact design make it ideal for any application.



Reversible Ratchet

Part No.	Description	Length
V2536	Reversible Ratchet 36 Tooth - Chrome	5 1/4"
V2536B	Reversible Ratchet 36 Tooth - Black	5 1/4"

Federal Spec. CDA 39-GP-12b U.S. GGG-W-641E ANSI B107.10M



Screwdriver Handle Round Head Ratchet

Part No.	Description	Length
10872	Reversible Ratchet, 72 tooth - Chrome with Orange Florescent Handle	6 1/4"

1/4" DRIVE SOCKETS & ATTACHMENTS



Quick Release Ratchet

Part No.	Description	Length
VQ2536	Quick Release ratchet, 36 tooth - Chrome	5 1/4"


Federal Spec. CDA 39-GP-12b U.S. GGG-W-641E ANSI B107.10M



Flex Hand Driver

Part No.	Description	Length
SD14	Hand Driver, flexible shank	6 5/8"

Federal Spec. CDA 39-GP-12b U.S. GGG-W-641E



Hand Driver

Part No.	Description	Length
V780	Hand Driver, solid shank	6"

Federal Spec. CDA 39-GP-12b U.S. GGG-W-641E ANSI B107.10M



Sliding T Handle

Part No.	Description	Length
V17	Sliding T Handle - Chrome	4 1/2"

Federal Spec. CDA 39-GP-12b U.S. GGG-W-641E ANSI B107.10M



Flex Handle

Part No.	Description	Length
V26	Flex Handle - Chrome	5 1/2"

Federal Spec. CDA 39-GP-12b U.S. GGG-W-641E ANSI B107.10M

1/4" DRIVE SOCKETS & ATTACHMENTS



Extensions - Male Square End

Part No.	Male	Description	Length
79242	1/4"	1/4" male hex drive extension	2"
79244	1/4"	1/4" male hex drive extension	4"



Extension - Flex

Part No.	Description	Length
MF6	Flexible Extension	6"


Federal Spec. CDA 39-GP-12b U.S. GGG-W-641E ANSI B107.10M



Extensions

Part No.	Description	Length
V602	Chrome Extension	2"
V603	Chrome Extension	3"
V606	Chrome Extension	6"
V610	Chrome Extension	10"
V614	Chrome Extension	14"
V602W	Chrome Wobble Extension	2"
V604W	Chrome Wobble Extension	4"
V606W	Chrome Wobble Extension	6"

Federal Spec. CDA 39-GP-12b U.S. GGG-W-641E ANSI B107.10M



14003S 3 Piece Wobble Extension Set

Part No.	Description	Length
V602W	Knurled surface with spring-loaded ball detent	2"
V604W	Knurled surface with spring-loaded ball detent	4"
V606W	Knurled surface with spring-loaded ball detent	6"



Universal Joint

Part No.	Description	Length
V760	Universal joint	1 1/2"

1/4" DRIVE SOCKETS & ATTACHMENTS



Phillips® Bit Sockets

Part No.	Bit Size	Length
VP1	No. 1	1 1/2"
VP2	No. 2	1 1/2"
VP1L	No. 1	2 1/2"
VP2L	No. 2	2 1/2"



Slotted Bit Sockets

Part No.	Bit Size	Length
VSL4	0.032" x 5/32"	1 1/2"
VSL5	0.036" x 13/64"	1 1/2"
VSL6	0.040" x 15/64"	1 1/2"



Adapters

Part No.	Description	Female	Male	Length
4216*	Adapter	3/8"	1/4"	1 3/64"
4217	Adapter	1/4"	3/8"	1 1/8"

Federal Spec. CDA 39-GP-12b U.S. GGG-W-641E ANSI B107.10M
 * Due to the nature of the product this item is not warranted.



Chrome Swivel Universal Joint

Part No.	Female	Male	Length
SWJ14	1/4"	1/4"	1 1/4"



No. SWJ35 3 Piece Chrome Swivel Universal Joint Set

Part No.	Description	Length
SWJ14	1/4" Female, 1/4" Male	1 1/4"
SWJ38	3/8" Female, 3/8" Male	1 3/4"
SWJ12	1/2" Female, 1/2" Male	2 3/8"

Includes foam tray organizer.



42506 6 Piece Adapter Set

Part No.	Description	Length
4206	1/2" Female, 3/8" Male	1.42"
4215	3/8" Female, 1/2" Male	1.47"
4216	3/8" Female, 1/4" Male	1.05"
4217	1/4" Female, 3/8" Male	1.03"
4298	1/2" Female, 3/4" Male	1.80"
4299	3/4" Female, 1/2" Male	2.04"

Includes socket rail

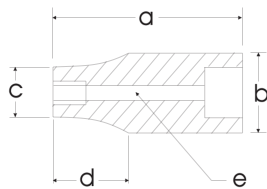
1/4" DRIVE SOCKETS & ATTACHMENTS

6 & 12 Point Standard Length



Hex Size	6 Point Part No.	12 Point Part No.	Overall Length in. a	Drive End in. b	Hex End in. c	Taper Length in. d	Bolt Clearance in. e
5/32"	V5	—	0.88	0.45	0.29	0.44	0.15
3/16"	V6	V106	0.88	0.45	0.31	0.44	0.15
7/32"	V7	V107	0.88	0.45	0.34	0.44	0.15
1/4"	V8	V108	0.88	0.45	0.38	0.44	0.20
9/32"	V9	V109	0.88	0.45	0.42	0.44	0.18
5/16"	V10	V110	0.88	0.46	0.46	—	0.21
11/32"	V11	V111	0.88	0.50	0.50	—	0.21
3/8"	V12	V112	0.88	0.55	0.55	—	0.43
7/16"	V14	V114	0.88	0.61	0.61	—	0.51
1/2"	V16	V116	0.88	0.68	0.68	—	0.58
9/16"	V18	V118	0.88	0.70	0.70	—	0.65

Federal Spec. CDA 39-GP-12b U.S. GGG-W-641E ANSI B1071



6 & 12 Point Deep Length

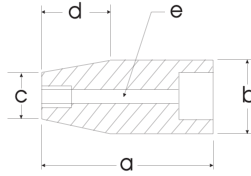
Hex Size	6 Point Part No.	12 Point Part No.	Overall Length in. a	Drive End in. b	Hex End in. c	Taper Length in. d	Bolt Clearance in. e
3/16"	VL6	VL106	2.00	0.45	0.31	0.98	0.21
7/32"	VL7	VL107	2.00	0.45	0.35	0.98	0.21
1/4"	VL8	VL108	2.00	0.45	0.39	0.98	0.21
9/32"	VL9	VL109	2.00	0.45	0.43	0.98	0.21
5/16"	VL10	VL110	2.00	0.45	0.45	—	0.26
11/32"	VL11	VL111	2.00	0.50	0.50	—	0.26
3/8"	VL12	VL112	2.00	0.55	0.55	—	0.33
7/16"	VL14	VL114	2.00	0.61	0.61	—	0.41
1/2"	VL16	VL116	2.00	0.68	0.68	—	0.42
9/16"	VL18	VL118	2.00	0.77	0.77	—	0.57

Federal Spec. CDA 39-GP-12b U.S. GGG-W-641E ANSI B1071



Note: NOT FOR IMPACT USE.
Above items on this page are for hand use only.

1/4" DRIVE SOCKETS & ATTACHMENTS



6 Point Standard Length

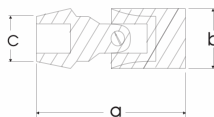
Hex Size	6 Point Part No.	Overall Length mm a	Drive End mm b	Hex End mm c	Taper Length mm d	Bolt Clearance mm e
4mm	M604	22.25	11.33	6.96	11.07	3.73
4.5mm	M604.5	22.25	11.33	6.96	11.07	3.73
5mm	M605	22.25	11.33	7.85	11.07	4.11
5.5mm	M605.5	22.25	11.33	7.85	11.07	4.11
6mm	M606	22.25	11.33	9.25	11.07	4.90
7mm	M607	22.25	11.33	10.74	11.07	5.49
8mm	M608	22.25	11.76	11.76	—	5.28
9mm	M609	22.25	12.75	12.75	—	5.28
10mm	M610	22.25	13.87	13.87	—	10.16
11mm	M611	22.25	15.57	15.57	—	11.15
12mm	M612	22.25	17.12	17.12	—	12.17
13mm	M613	22.25	18.39	18.39	—	13.18
14mm	M614	22.25	19.81	19.81	—	14.20
15mm	M615	22.25	19.81	19.81	—	14.20

Federal Spec. CDA 39-GP-12M U.S. GGG-W-641E ANSI B1075

6 Point Deep Length

Hex Size	6 Point Part No.	Overall Length mm a	Drive End mm b	Hex End mm c	Taper Length mm d	Bolt Clearance mm e
4mm	ML604	50.80	11.43	6.96	22.35	5.33
5mm	ML605	50.80	11.35	8.03	22.61	5.33
5.5mm	ML605.5	50.80	11.33	8.83	22.61	5.33
6mm	ML606	50.80	11.33	9.37	22.61	6.10
7mm	ML607	50.80	11.33	10.74	22.61	6.10
8mm	ML608	50.80	11.33	11.33	—	6.10
9mm	ML609	50.80	12.57	12.57	—	6.48
10mm	ML610	50.80	13.82	13.82	—	6.10
11mm	ML611	50.80	15.57	15.57	—	6.10
12mm	ML612	50.80	17.12	17.12	—	6.10
13mm	ML613	50.80	18.39	18.39	—	6.10
14mm	ML614	50.80	19.63	19.63	—	6.10

Federal Spec. CDA 39-GP-12M U.S. GGG-W-641E ANSI B1075



12 Point Universal Joint Sockets Standard Length

Hex Size	12 Point Part No.	Overall Length in. a	Drive End in. b	Hex End in. c
3/16"	VU6	1.38	0.30	0.55
7/32"	VU7	1.38	0.33	0.55
1/4"	VU8	1.38	0.36	0.55
9/32"	VU9	1.45	0.41	0.55
5/16"	VU10	1.45	0.47	0.55
11/32"	VU11	1.45	0.51	0.55
3/8"	VU12	1.56	0.55	0.55
7/16"	VU14	1.56	0.61	0.55
1/2"	VU16	1.56	0.70	0.55
9/16"	VU18	1.56	0.74	0.55

6 Point Universal Joint Sockets Standard Length

Hex Size	6 Point Part No.	Overall Length mm a	Drive End mm b	Hex End mm c
5mm	MU5H	35	6	9.5
6mm	MU6H	35	6	9.5
7mm	MU7H	35	8	9.5
8mm	MU8H	35	8	9.5
9mm	MU9H	35	8	9.5
10mm	MU10H	40	8.5	9.5
11mm	MU11H	40	8.5	9.5
12mm	MU12H	40	8.5	9.5
13mm	MU13H	40	8.5	9.5

Note: NOT FOR IMPACT USE.

Above items on this page are for hand use only.

1/4" DRIVE SOCKETS & ATTACHMENTS



15009
9 Piece 6 Point Standard SAE Socket Set

Contains: 3/16", 7/32", 1/4", 9/32", 5/16", 11/32", 3/8", 7/16", 1/2"
Includes socket rail



15010
10 Piece 6 Point Standard SAE Socket Set

Contains: 3/16", 7/32", 1/4", 9/32", 5/16", 11/32", 3/8", 7/16", 1/2", 9/16"
Includes socket rail



15110
10 Piece 12 Point Standard SAE Socket Set

Contains: 3/16", 7/32", 1/4", 9/32", 5/16", 11/32", 3/8", 7/16", 1/2", 9/16"
Includes socket rail



15108
8 Piece 12 Point Standard SAE Socket Set

Contains: 1/4", 9/32", 5/16", 11/32", 3/8", 7/16", 1/2", 9/16"
Includes socket rail

1/4" DRIVE SOCKETS & ATTACHMENTS



15210
10 Piece 6 Point Deep SAE Socket Set

Contains: 3/16", 7/32", 1/4", 9/32", 5/16", 11/32", 3/8", 7/16", 1/2", 9/16"
Includes socket rail



15208
8 Piece 6 Point Deep SAE Socket Set

Contains: 1/4", 9/32", 5/16", 11/32", 3/8", 7/16", 1/2", 9/16"
Includes socket rail



15310
10 Piece 12 Point Deep SAE Socket Set

Contains: 3/16", 7/32", 1/4", 9/32", 5/16", 11/32", 3/8", 7/16", 1/2", 9/16"
Includes socket rail



15308
8 Piece 12 Point Deep SAE Socket Set

Contains: 1/4", 9/32", 5/16", 11/32", 3/8", 7/16", 1/2", 9/16"
Includes socket rail

1/4" DRIVE SOCKETS & ATTACHMENTS



19212
12 Piece 6 Point Deep Metric Socket Set

Contains: 4, 5, 5.5, 6, 7, 8, 9, 10, 11, 12, 13, 14mm
Includes socket rail



19012
12 Piece 6 Point Standard Metric Socket Set

Contains: 4, 5, 6, 7, 8, 9, 10, 11, 12, 13, 14, 15mm
Includes socket rail



19409
9 Piece 6 Point Standard Metric Universal Joint Socket Set


Contains: 5, 6, 7, 8, 9, 10, 11, 12, 13mm
Includes socket rail.



15410
10 Piece 12 Point Standard SAE Universal Joint Socket Set

Contains: 3/16", 7/32", 1/4", 9/32", 5/16", 11/32", 3/8", 7/16", 1/2", 9/16"
Includes socket rail.

1/4" DRIVE SOCKETS & ATTACHMENTS



15015 15 Piece 6 Point Standard SAE Socket Set

Contains: 3/16", 7/32", 1/4", 9/32", 5/16", 11/32", 3/8", 7/16", 1/2", 9/16"
Includes: Reversible Ratchet, U-Joint, 2" Extension, 6" Extension,
Hand Driver, Metal Box # 93001, Socket Rail



15025 25 Piece 6 Point Standard & Deep SAE Socket Set

Contains:
Standard: 3/16", 7/32", 1/4", 9/32", 5/16", 11/32", 3/8", 7/16", 1/2", 9/16"
Deep: 3/16", 7/32", 1/4", 9/32", 5/16", 11/32", 3/8", 7/16", 1/2", 9/16"
Includes: Reversible Ratchet, U-Joint, 2" Extension, 6" Extension,
Hand Driver, Metal Box # 93001, 2 Socket Rails



15125 25 Piece 12 Point Standard & Deep SAE Socket Set

Contains:
Standard: 3/16", 7/32", 1/4", 9/32", 5/16", 11/32", 3/8", 7/16", 1/2", 9/16"
Deep: 3/16", 7/32", 1/4", 9/32", 5/16", 11/32", 3/8", 7/16", 1/2", 9/16"
Includes: Reversible Ratchet, U-Joint, 2" Extension, 6" Extension,
Hand Driver, Metal Box # 93001, 2 Socket Rails



19029 29 Piece 6 Point Standard & Deep Metric Socket Set

Contains:
Standard: 4, 5, 6, 7, 8, 9, 10, 11, 12, 13, 14, 15mm
Deep: 4, 5, 5.5, 6, 7, 8, 9, 10, 11, 12, 13, 14mm
Includes: Reversible Ratchet, U-Joint, 2" Extension, 6" Extension,
Hand Driver, Metal Box # 93001, 2 Socket Rails

1/4" DRIVE SOCKETS & ATTACHMENTS



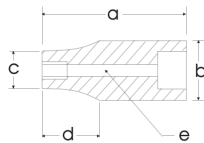
19017 17 Piece 6 Point Standard Metric Socket Set

Contains: 4, 5, 6, 7, 8, 9, 10, 11, 12, 13, 14, 15mm
Includes: Reversible Ratchet, U-Joint, 2" Extension, 6" Extension, Hand Driver, Metal Box # 93001, Socket Rail



15027SH 27 Piece 6 Point SAE & Metric Socket & Attachment Set

Contains: 4, 5, 6, 7, 8, 9, 10, 11, 12, 13mm, 3/16", 7/32", 1/4", 9/32", 5/16", 11/32", 3/8", 7/16", 1/2", 9/16"
Includes: 20 Tooth Ratchet, Flex Handle, 2" Extension, 3" Extension, 6" Extension, U-Joint, Hand Driver, Plastic Carrying Case # 93014A



Female Torx® Impact Sockets

Hex Size	Part No.	Overall Length in. a	Drive End in. b	Hex End in. c	Taper Length in. d	Bolt Clearance in. e
E4	14004	1.0	0.5	0.25	0.33	0.83
E5	14005	1.0	0.5	0.30	0.33	0.81
E6	14006	1.0	0.5	0.33	0.33	0.79
E7	14007	1.0	0.5	0.35	0.33	0.75
E8	14008	1.0	0.5	0.39	0.33	0.75



24510 10 Piece Female Torx® Impact Socket Set

Contains:
1/4" Drive: E4, E5, E6, E7, E8
3/8" Drive: E10, E12, E14, E16
1/2" Drive: E18
Includes socket rail

3/8" DRIVE SOCKETS & ATTACHMENTS

Closed Back Design Ratchet

FEATURES

Greater Performance

Up to 64% more torque versus our previous generation ratchets

Protected for life

Our in-house nickel-plating process delivers a jewelry like finish and industry leading corrosion protection.

Less Downtime

The closed back design prevents dirt and debris from damaging the ratcheting mechanism resulting in superior tool life.

Sleeker Design

New contour handle, thinner head and compact design make it ultra comfortable to hold and use.

Ideal For Any Application

Available in 20, 32, 40 and 72 tooth designs allowing you to select the right tool for the job.



Reversible Ratchet

Part No.	Description	Length
T8820	Reversible ratchet, 20 tooth - Chrome	7 1/2"
T8532	Reversible ratchet, 32 tooth - Chrome	7 1/2"
T9040	Reversible ratchet, 40 tooth - Chrome	7 1/2"
T9040B	Reversible ratchet, 40 tooth - Black	7 1/2"

Federal Spec. CDA 39-GP-12b U.S. GGG-W-641E ANSI B107.10M



Screwdriver Handle Round Head Ratchet

Part No.	Description	Length
20872	Reversible Ratchet, 72 tooth - Chrome with Orange Florescent Handle	8 3/4"

Federal Spec. CDA 39-GP-12b U.S. GGG-W-641E ANSI B107.10M

3/8" DRIVE SOCKETS & ATTACHMENTS



Quick Release Ratchet

Part No.	Description	Length
T8840	Quick Release ratchet, 40 tooth - Chrome	10"

Federal Spec. CDA 39-GP-12b U.S. GGG-W-641E ANSI B107.10M



Reversible Ratchet - Flexible Head

Part No.	Description	Length
T83	Flexible Head Ratchet, 45 tooth - Chrome	11 3/8"

Federal Spec. CDA 39-GP-12b U.S. GGG-W-641E ANSI B107.10M



Reversible Ratchet - Flexible Head With Bent Handle

Part No.	Description	Length
T84	Flexible Head Ratchet with Bent Handle Ratchet, 45 tooth - Chrome	11 1/8"


Federal Spec. CDA 39-GP-12b U.S. GGG-W-641E ANSI B107.10M



Flex Handle

Part No.	Description	Length
T30	Flex Handle - Chrome	9"

Federal Spec. CDA 39-GP-12b U.S. GGG-W-641E ANSI B107.10M



Speeder

Part No.	Description	Length
T9	Speeder	16 1/4"

Federal Spec. CDA 39-GP-12b U.S. GGG-W-641E ANSI B107.10M



Sliding T-Handle

Part No.	Description	Length
T36	Chrome sliding T-handle	6 1/8"

3/8" DRIVE SOCKETS & ATTACHMENTS



Hand Driver

Part No.	Description	Length
T42	Hand Driver	6 1/8"



Extensions - Male Square End

Part No.	Square Male	Description	Length
79282	3/8"	3/8" male hex drive - extension	2"
79263	3/8"	3/8" male hex drive - extension	3"
79265	3/8"	3/8" male hex drive - extension	5"



Extension - Flex

Part No.	Description	Length
MF8	Flexible	7 1/4"


Federal Spec. CDA 39-GP-12b U.S. GGG-W-641E ANSI B107.10M



Chrome Extensions

Part No.	Description	Length
T1	Chrome Extension	1 1/2"
T31	Chrome Extension	3"
T4	Chrome Extension	6"
T41	Chrome Extension	8"
T5	Chrome Extension	12"
T6	Chrome Extension	20"
T31W	Chrome Wobble Extension	3"
T4W	Chrome Wobble Extension	6"
T41W	Chrome Wobble Extension	8"
T5W	Chrome Wobble Extension	12"

Federal Spec. CDA 39-GP-12b U.S. GGG-W-641E ANSI B107.10M



T4S 4 Piece Chrome Extension Set

Part No.	Description	Length
T31	Chrome Extension	3"
T4	Chrome Extension	6"
T41	Chrome Extension	8"
T5	Chrome Extension	12"



38004S 4 Piece Chrome Wobble Extension Set

Part No.	Description	Length
T31W	Chrome Wobble Extension	3"
T4W	Chrome Wobble Extension	6"
T41W	Chrome Wobble Extension	8"
T5W	Chrome Wobble Extension	12"

3/8" DRIVE SOCKETS & ATTACHMENTS



Universal Joint

Part No.	Description	Length
T3	Universal joint	1 3/4"

Federal Spec. CDA 39-GP-12b U.S. GGG-W-641E ANSI B107.10M



SWJ3S 3 Piece Chrome Swivel Universal Joint Set

Part No.	Description	Length
SWJ14	1/4" Female, 1/4" Male	1 1/4"
SWJ38	3/8" Female, 3/8" Male	1 3/4"
SWJ12	1/2" Female, 1/2" Male	2 3/8"

Includes foam tray organizer.



Drag Link Socket

Part No.	Description	Tip Size	Length
T27	Drag link socket	.113 x 1 1/16"	1 5/32"

Federal Spec. CDA 39-GP-12b U.S. GGG-W-641E ANSI B107.10M



Screwdriver Socket

Part No.	Description	Tip Size	Length
T34	Screwdriver socket	3/8" x 1/16"	3 3/16"

Federal Spec. CDA 39-GP-12b U.S. GGG-W-641E



Adapters

Part No.	Description	Female	Male	Length
4215	Adapter	3/8"	1/2"	1 25/64"
4216*	Adapter	3/8"	1/4"	1 3/64"

* Due to the nature of the product this item is not warranted.



42506 6 Piece Adapter Set

Part No.	Description	Length
4206	1/2" Female, 3/8" Male	1.42"
4215	3/8" Female, 1/2" Male	1.47"
4216	3/8" Female, 1/4" Male	1.05"
4217	1/4" Female, 3/8" Male	1.03"
4298	1/2" Female, 3/4" Male	1.80"
4299	3/4" Female, 1/2" Male	2.04"

Includes socket rail

3/8" DRIVE SOCKETS & ATTACHMENTS



21221



LT26R

Spark Plug Socket

Part No.	Description	Length
21221	Spark plug socket, 5/8"	2 5/8"
LT26R	Spark plug socket, 13/16"	2 5/16"



Extensions - Impact Black Industrial Finish

Part No.	Female	Male	Length
P2-103A	3/8"	3/8"	3"
P2-106A	3/8"	3/8"	6"

Federal Spec. CDA 39-GP-12b U.S. GGG-W-641E



Adapter - Impact Black Industrial Finish

Part No.	Female	Male	Length
PA2-4A*	3/8"	1/2"	1 3/8"

Federal Spec. CDA 39-GP-12b U.S. GGG-W-641E
 * Due to the nature of the product this item is not warranted.



Universal Joint - Impact Black Industrial Finish

Part No.	Female	Male	Length
P2-140A*	3/8"	3/8"	2 3/8"

Federal Spec. CDA 39-GP-12b U.S. GGG-W-641E
 * Due to the nature of the product this item is not warranted.

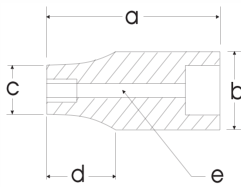
3/8" DRIVE SOCKETS & ATTACHMENTS

6 & 12 Point Standard Length

Hex Size	6 Point Part No.	12 Point Part No.	Overall Length in. a	Drive End in. b	Hex End in. c	Taper Length in. d	Bolt Clearance in. e
1/4"	TH8S	T8	0.94	0.66	0.41	0.44	0.17
5/16"	TH10	T10	0.94	0.66	0.46	0.44	0.32
3/8"	TH12	T12	0.94	0.66	0.56	0.44	0.38
7/16"	TH14	T14	0.94	0.66	0.66	—	0.44
1/2"	TH16	T16	0.97	0.72	0.72	—	0.51
9/16"	TH18	T18	0.97	0.78	0.78	—	0.57
5/8"	TH20	T20	1.01	0.86	0.86	—	0.64
11/16"	TH22	T22	1.01	0.95	0.95	—	0.70
3/4"	TH24	T24	1.13	1.00	1.00	—	0.76
13/16"	TH26	T26	1.13	1.08	1.08	—	0.83
7/8"	TH28	T28	1.25	1.17	1.17	—	0.88
15/16"	TH30	T30S	1.25	1.25	1.25	—	0.88
1"	TH32	T32S	1.25	1.25	1.30	—	0.90



Federal Spec. CDA 39-GP-12b U.S. GGG-W-641E ANSI B107.10M



6 Point Deep Length

Hex Size	6 Point Part No.	Overall Length in. a	Drive End in. b	Hex End in. c	Taper Length in. d	Bolt Clearance in. e
1/4"	T80	2.48	0.67	0.41	0.54	0.18
5/16"	T100	2.48	0.67	0.47	0.54	0.18
3/8"	T120	2.48	0.67	0.56	0.87	0.31
7/16"	T140	2.48	0.67	0.67	-	0.37
1/2"	T160	2.48	0.71	0.71	-	0.47
9/16"	T180	2.48	0.79	0.79	-	0.51
5/8"	T200	2.48	0.87	0.87	-	0.62
11/16"	T220	2.48	0.94	0.94	-	0.66
3/4"	T240	2.48	1.02	1.02	-	0.74
13/16"	T260	2.48	1.10	1.10	-	0.88
7/8"	T280	2.48	1.18	1.18	-	0.88
15/16"	T300	2.48	1.26	1.26	-	0.88
1"	T320	2.48	1.34	1.34	-	0.88

Federal Spec. CDA 39-GP-12b U.S. GGG-W-641E ANSI B107.10M



12 Point Deep Length

Hex Size	12 Point Part No.	Overall Length in. a	Drive End in. b	Hex End in. c	Taper Length in. d	Bolt Clearance in. e
1/4"	LT8	2.56	0.75	0.43	0.51	0.18
5/16"	LT10	2.56	0.75	0.47	0.51	0.18
3/8"	LT12	2.56	0.75	0.57	0.51	0.31
7/16"	LT14	2.56	0.75	0.65	0.51	0.37
1/2"	LT16	2.56	0.75	0.75	-	0.47
9/16"	LT18	2.56	0.79	0.79	-	0.51
5/8"	LT20	2.56	0.87	0.87	-	0.62
11/16"	LT22	2.56	0.94	0.94	-	0.66
3/4"	LT24	2.56	1.02	1.02	-	0.74
13/16"	LT26	2.56	1.10	1.10	-	0.88
7/8"	LT28	2.56	1.18	1.18	-	0.88
15/16"	LT30	2.56	1.26	1.26	-	0.88
1"	LT32	2.56	1.34	1.34	-	0.88

Note: NOT FOR IMPACT USE. All items on this page are for hand use only.

Federal Spec. CDA 39-GP-12b U.S. GGG-W-641E ANSI B107.10M

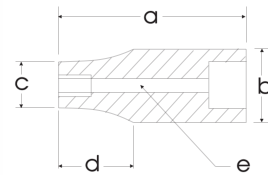


3/8" DRIVE SOCKETS & ATTACHMENTS

6 & 12 Point Standard Length

Hex Size	6 Point Part No.	12 Point Part No.	Overall Length mm a	Drive End mm b	Hex End mm c	Taper Length mm d	Bolt Clearance mm e
6mm	MT6H	MT6	23.83	16.76	9.93	11.13	4.32
7mm	MT7H	MT7	23.83	16.69	10.52	11.13	4.32
8mm	MT8H	MT8	23.83	16.69	11.63	11.13	5.56
9mm	MT9H	MT9	23.83	16.69	12.90	11.13	5.56
10mm	MT10H	MT10	23.83	16.66	14.81	10.74	7.62
11mm	MT11H	MT11	23.83	16.64	16.64	0.00	9.40
12mm	MT12H	MT12	24.59	17.17	17.17	0.00	9.27
13mm	MT13H	MT13	24.59	18.39	18.39	0.00	9.27
14mm	MT14H	MT14	24.59	19.74	19.74	0.00	13.84
15mm	MT15H	MT15	24.59	20.73	20.73	0.00	14.86
16mm	MT16H	MT16	25.73	21.89	21.89	0.00	9.65
17mm	MT17H	MT17	25.73	23.55	23.55	0.00	12.34
18mm	MT18H	MT18	25.73	24.18	24.18	0.00	18.24
19mm	MT19H	MT19	28.65	25.60	25.60	0.00	19.23
20mm	MT20H	MT20	30.0	28.0	28.0	—	14.81
21mm	MT21H	MT21	30.0	28.0	28.0	—	16.23
22mm	MT22H	MT22	30.0	30.0	30.0	—	17.38
23mm	MT23H	MT23	30.0	32.0	32.0	—	18.25
24mm	MT24H	—	30.0	32.0	32.0	—	22.48
25mm	MT25H	—	30.0	34.0	34.0	—	19.05
26mm	MT26H	MT26	30.0	34.0	34.0	—	19.05

Federal Spec. CDA 39-GP-12b U.S. GGG-W-641E ANSI B107.5



6 & 12 Point Deep Length

Hex Size	6 Point Part No.	12 Point Part No.	Overall Length mm a	Drive End mm b	Hex End mm c	Taper Length mm d	Bolt Clearance mm e
6mm	MTL6H	MTL6	63	16.9	9.9	38	6.99
7mm	MTL7H	MTL7	63	16.9	10.6	38	5.59
8mm	MTL8H	MTL8	63	16.9	11.8	38	5.89
9mm	MTL9H	MTL9	63	16.48	12.93	38	7.87
10mm	MTL10H	MTL10	63	16.48	14.83	38	7.87
11mm	MTL11H	MTL11	63	16.51	16.51	—	8.74
12mm	MTL12H	MTL12	63	17.20	17.20	—	8.74
13mm	MTL13H	MTL13	63	18.36	18.36	—	11.68
14mm	MTL14H	MTL14	63	19.63	19.63	—	12.45
15mm	MTL15H	MTL15	63	20.65	20.65	—	13.59
16mm	MTL16H	MTL16	63	21.84	21.84	—	15.62
17mm	MTL17H	MTL17	63	23.50	23.50	—	16.76
18mm	MTL18H	MTL18	63	24.13	24.13	—	16.76
19mm	MTL19H	MTL19	63	25.40	25.40	—	18.80
20mm	MTL20H	—	63	27.1	27.1	—	15.49
21mm	MTL21H	—	63	27.8	27.8	—	19.92
22mm	MTL22H	—	63	29.6	29.6	—	19.89
23mm	MTL23H	—	63	31.6	31.6	—	21.84

Federal Spec. CDA 39-GP-12b U.S. GGG-W-641E ANSI B107.5



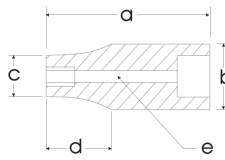
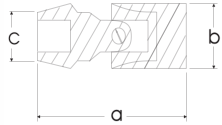
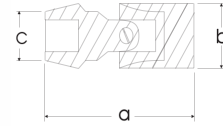
Note: NOT FOR IMPACT USE. All items on this page are for hand use only.

3/8" DRIVE SOCKETS & ATTACHMENTS



6 Point Universal Joint Sockets Standard Length

Hex Size	6 Point Part No.	Overall Length in. a	Drive End in. b	Hex End in. c
3/8"	TU120A	1.84	0.74	0.57
7/16"	TU140A	1.84	0.74	0.64
1/2"	TU160A	1.84	0.74	0.74
9/16"	TU180A	1.88	0.74	0.78
5/8"	TU200A	1.88	0.74	0.86
11/16"	TU220A	1.96	0.74	0.93
3/4"	TU240A	1.96	0.74	1.01



6 Point Universal Joint Sockets Standard Length

Hex Size	6 Point Part No.	Overall Length mm a	Drive End mm b	Hex End in. c
10mm	MTF10HA	46.8	18.75	14.75
11mm	MTF11HA	46.8	18.75	16.45
12mm	MTF12HA	46.8	18.75	18.15
13mm	MTF13HA	46.8	18.75	18.75
14mm	MTF14HA	47.8	18.75	19.75
15mm	MTF15HA	47.8	18.75	20.75
16mm	MTF16HA	47.8	18.75	21.75
17mm	MTF17HA	51	18.75	23.75
18mm	MTF18HA	51	18.75	24.85
19mm	MTF19HA	51	18.75	27.75

Double Square - Standard Length

Hex Size	8 Point Part No.	Overall Length in. a	Drive End in. b	Hex End in. c	Taper Length in. d	Bolt Clearance in. e
1/4"	TS8	1.10	0.66	0.5	0.45	0.20
5/16"	TS10	1.10	0.66	0.55	0.45	0.20
3/8"	TS12	1.10	0.66	0.66	—	0.20
7/16"	TS14	1.10	0.7	0.7	—	0.20
1/2"	TS16	1.10	0.86	0.86	—	0.20
9/16"	TS18	1.20	0.94	0.94	—	0.20
5/8"	TS20	1.20	1.02	1.02	—	0.20

Federal Spec. CDA 39-GP-12b U.S. GGG-W-641E ANSI B107.1

Federal Spec. CDA 39-GP-12b U.S. GGG-W-641E ANSI B107.5

Note: NOT FOR IMPACT USE. All items on this page are for hand use only.

3/8" DRIVE SOCKETS & ATTACHMENTS



Hex Head Sockets - Standard Length

Hex Size	Part No.	Overall Length, in.	Replacement Bit Part No.	Bit Length, in.
1/8"	TW4	2.25	77408	1.5
5/32"	TW5	2.25	77410	1.5
3/16"	TW6	2.25	77412	1.5
7/32"	TW7	2.25	77414	1.5
1/4"	TW8	2.25	77416	1.5
5/16"	TW10	2.25	77420	1.5
3/8"	TW12	2.25	77424	1.5

Hex Head Sockets - Extra Long

Hex Size	Part No.	Overall Length, in.	Replacement Bit Part No.	Bit Length, in.
1/8"	TW4L	4.00	77508	3.0
5/32"	TW5L	4.00	77510	3.0
3/16"	TW6L	4.00	77512	3.0
7/32"	TW7L	4.00	77514	3.0
1/4"	TW8L	4.00	77516	3.0
5/16"	TW10L	4.00	77520	3.0
3/8"	TW12L	4.00	77524	3.0



Hex Head Sockets - Standard Length

Hex Size	Part No.	Overall Length mm	Replacement Bit Part No.	Bit Length mm
4mm	MTW4	57	77604	31
5mm	MTW5	57	77605	31
6mm	MTW6	57	77606	31
7mm	MTW7	57	77607	31
8mm	MTW8	57	77608	31
9mm	MTW9	57	77609	31
10mm	MTW10	57	77610	31

Hex Head Sockets - Extra Long

Hex Size	Part No.	Overall Length mm	Replacement Bit Part No.	Bit Length mm
4mm	MTW4L	98	77704	70
5mm	MTW5L	98	77705	70
6mm	MTW6L	100	77706	70
7mm	MTW7L	100	77707	70
8mm	MTW8L	100	77708	70
10mm	MTW10L	100	77710	70

3/8" DRIVE SOCKETS & ATTACHMENTS



Magnetic Hex Head Sockets - Standard Length

Hex Size	Part No.	Overall Length mm	Replacement Bit Part No.	Bit Length mm
4mm	MTW4M	57	77604M	31
5mm	MTW5M	57	77605M	31
6mm	MTW6M	57	77606M	31
7mm	MTW7M	57	77607M	31
8mm	MTW8M	57	77608M	31
9mm	MTW9M	57	77609M	31
10mm	MTW10M	57	77610M	31



Magnetic Hex Head Sockets - Standard Length

Hex Size	Part No.	Overall Length, in.	Replacement Bit Part No.	Bit Length, in.
1/8"	TWM4	2.25	77408M	1.5
5/32"	TWM5	2.25	77410M	1.5
3/16"	TWM6	2.25	77412M	1.5
7/32"	TWM7	2.25	77414M	1.5
1/4"	TWM8	2.25	77416M	1.5
5/16"	TWM10	2.25	77420M	1.5
3/8"	TWM12	2.25	77424M	1.5



Torx® Head Sockets Standard Length

Torx® Size	Regular Part No.	Overall Length	Replacement Bit Part No.	Tamper Resistant Part No.	Replacement Bit Part No.
T6	T606	2.125"	77806	—	—
T7	T607	2.125"	77807	T607T	78107
T8	T608	2.125"	77808	T608T	78108
T9	T609	2.125"	77809	T609T	78109
T10	T610	2.125"	77810	T610T	78110T
T15	T615	2.125"	77815	T615T	78115T
T20	T620	2.125"	77820	T620T	78120T
T25	T625	2.125"	77825	T625T	78125T
T27	T627	2.125"	77827	T627T	78127T
T30	T630	2.125"	77830	T630T	78130T
T40	T640	2.125"	77840	T640T	78140T
T45	T645	2.125"	77845	T645T	78245
T50	T650	2.125"	77850	T650T	78250
T55	T655	2.125"	77855	—	—



Phillips® Head Sockets

Part No.	Phillips® No.	Overall Length	Replacement Bit Part No.	Bit Length
TP1	No. 1	1.93"	76811	0.75"
TP2	No. 2	1.93"	76812	0.75"
TP3	No. 3	1.93"	76813	0.75"
TP4	No. 4	1.93"	76814	0.75"

Phillips® is a trademark of Phillips Screw Company.

Torx® is a trademark of Camcar Division of Textron, Inc.

3/8" DRIVE SOCKETS & ATTACHMENTS



25013
13 Piece 6 Point Standard SAE Socket Set

Contains: 1/4", 5/16", 3/8", 7/16", 1/2", 9/16", 5/8", 11/16", 3/4", 13/16", 7/8", 15/16", 1"
Includes socket rail



25011
11 Piece 6 Point Standard SAE Socket Set

Contains: 3/8", 7/16", 1/2", 9/16", 5/8", 11/16", 3/4", 13/16", 7/8", 15/16", 1"
Includes socket rail



25012
11 Piece 6 Point Standard SAE Socket Set

Contains: 1/4", 5/16", 3/8", 7/16", 1/2", 9/16", 5/8", 11/16", 3/4", 13/16", 7/8"
Includes socket rail



25212
11 Piece 6 Point Deep SAE Socket Set

Contains: 1/4", 5/16", 3/8", 7/16", 1/2", 9/16", 5/8", 11/16", 3/4", 13/16", 7/8"
Includes socket rail

3/8" DRIVE SOCKETS & ATTACHMENTS



25211
11 Piece 6 Point Deep SAE Socket Set

Contains: 3/8", 7/16", 1/2", 9/16", 5/8", 11/16", 3/4", 13/16", 7/8", 15/16", 1"
Includes socket rail



25209
9 Piece 6 Point Deep SAE Socket Set

Contains: 3/8", 7/16", 1/2", 9/16", 5/8", 11/16", 3/4", 13/16", 7/8"
Includes socket rail



25113
13 Piece 12 Point Standard SAE Socket Set

Contains: 1/4", 5/16", 3/8", 7/16", 1/2", 9/16", 5/8", 11/16", 3/4", 13/16", 7/8", 15/16", 1"
Includes socket rail



25111
11 Piece 12 Point Standard SAE Socket Set

Contains: 3/8", 7/16", 1/2", 9/16", 5/8", 11/16", 3/4", 13/16", 7/8", 15/16", 1"
Includes socket rail

3/8" DRIVE SOCKETS & ATTACHMENTS



25312
11 Piece 12 Point Deep SAE Socket Set

Contains: 1/4", 5/16", 3/8", 7/16", 1/2", 9/16", 5/8", 11/16", 3/4", 13/16", 7/8"
Includes socket rail



25311
11 Piece 12 Point Deep SAE Socket Set

Contains: 3/8", 7/16", 1/2", 9/16", 5/8", 11/16", 3/4", 13/16", 7/8", 15/16", 1"
Includes socket rail



29021
21 Piece 6 Point Standard Metric Socket Set

Contains: 6, 7, 8, 9, 10, 11, 12, 13, 14, 15, 16, 17, 18, 19, 20, 21, 22,
23, 24, 25, 26mm
Includes 2 socket rails



29011
11 Piece 6 Point Standard Metric Socket Set

Contains: 9, 10, 11, 12, 13, 14, 15, 16, 17, 18, 19mm
Includes socket rail

3/8" DRIVE SOCKETS & ATTACHMENTS



29214
14 Piece 6 Point Deep Metric Socket Set

Contains: 6, 7, 8, 9, 10, 11, 12, 13, 14, 15, 16, 17, 18, 19mm
Includes socket rail



29211
11 Piece 6 Point Deep Metric Socket Set

Contains: 9, 10, 11, 12, 13, 14, 15, 16, 17, 18, 19mm
Includes socket rail



29119
19 Piece 12 Point Standard Metric Socket Set

Contains: 6, 7, 8, 9, 10, 11, 12, 13, 14, 15, 16, 17, 18, 19,
20, 21, 22, 23, 26mm
Includes 2 socket rails



29111
11 Piece 12 Point Standard Metric Socket Set

Contains: 9, 10, 11, 12, 13, 14, 15, 16, 17, 18, 19mm
Includes socket rail

3/8" DRIVE SOCKETS & ATTACHMENTS



29314
14 Piece 12 Point Deep Metric Socket Set

Contains: 6, 7, 8, 9, 10, 11, 12, 13, 14, 15, 16, 17, 18, 19mm
Includes socket rail



29311
11 Piece 12 Point Deep Metric Socket Set

Contains: 9, 10, 11, 12, 13, 14, 15, 16, 17, 18, 19mm
Includes socket rail

25407
7 Piece 8 Point Standard SAE Double Square Socket Set

Contains: 1/4", 5/16", 3/8", 7/16", 1/2", 9/16", 5/8"
Includes socket rail



25507A
7 Piece 6 Point Standard SAE Universal Joint Socket Set

Contains: 3/8", 7/16", 1/2", 9/16", 5/8", 11/16", 3/4"
Includes socket rail



29510A
10 Piece 6 Point Metric Universal Joint Socket Set

Contains: 10, 11, 12, 13, 14, 15, 16, 17, 18, 19mm
Includes socket rail



25620
10 Piece SAE Hex Head Socket Set
3/8" & 1/2" Drive

Contains:
3/8" Drive: 1/8", 5/32", 3/16", 7/32", 1/4", 5/16", 3/8"
1/2" Drive: 1/2", 9/16", 5/8"
Includes socket rail



25607
7 Piece Standard Length SAE Hex Head Socket Set

Contains: 1/8", 5/32", 3/16", 7/32", 1/4", 5/16", 3/8"
Includes socket rail

3/8" DRIVE SOCKETS & ATTACHMENTS



29607
7 Piece Standard Length Metric Hex Head Socket Set

Contains: 4, 5, 6, 7, 8, 9, 10mm
Includes socket rail



29605
5 Piece Standard Length Metric Hex Head Socket Set

Contains: 4, 5, 6, 8, 10mm
Includes socket rail



25610
10 Piece SAE Hex Head Socket Set
3/8" & 1/2" Drive

Contains:
3/8" Drive Extra Long: 1/8", 5/32", 3/16", 7/32", 1/4", 5/16", 3/8"
1/2" Drive Standard: 1/2", 9/16", 5/8"
Includes socket rail



25617
7 Piece SAE Extra Long Hex Head Socket Set

Contains: 1/8", 5/32", 3/16", 7/32", 1/4", 5/16", 3/8"
Includes socket rail



29609
9 Piece Metric Hex Head Socket Set
3/8" & 1/2" Drive

Contains:
3/8" Drive Extra Long Length: 4, 5, 6, 7, 8, 10mm
1/2" Drive Standard Length: 12, 14, 17mm
Includes socket rail



29616
6 Piece Metric Extra Long Hex Head Socket Set

Contains: 4, 5, 6, 7, 8, 10mm
Includes socket rail

3/8" DRIVE SOCKETS & ATTACHMENTS



29707
7 Piece Metric Ball Nose Hex Head Socket Set

Contains: 4, 5, 6, 7, 8, 9, 10mm
Includes socket rail



25707
7 Piece SAE Ball Nose Hex Head Socket Set

Contains: 1/8", 5/32", 3/16", 7/32", 1/4", 5/16", 3/8"
Includes socket rail



25709
9 Piece Torx® Hex Head Socket Set

Contains: T6, T7, T8, T9, T10, T15, T20, T25, T27
Includes socket rail



25708
8 Piece Torx® Hex Head Socket Set

Contains: T15, T20, T25, T27, T30, T40, T45, T50
Includes socket rail

3/8" DRIVE SOCKETS & ATTACHMENTS



25015 15 Piece 6 Point Standard SAE Socket Set

Contains: 3/8", 7/16", 1/2", 9/16", 5/8", 11/16", 3/4", 13/16", 7/8", 15/16", 1"
Includes: Reversible Ratchet, U-Joint, 3" Extension, 6" Extension,
Metal Box # 93002, Socket Rail



25215 15 Piece 6 Point Deep SAE Socket Set

Contains: 3/8", 7/16", 1/2", 9/16", 5/8", 11/16", 3/4", 13/16", 7/8", 15/16", 1"
Includes: 20 Tooth Reversible Ratchet, U-Joint, 3" Extension, 6"
Extension, Metal Box # 93002, Socket Rail



25026 26 Piece 6 Point Standard & Deep SAE Socket Set

Contains:
Standard 3/8", 7/16", 1/2", 9/16", 5/8", 11/16", 3/4", 13/16", 7/8", 15/16", 1"
Deep 3/8", 7/16", 1/2", 9/16", 5/8", 11/16", 3/4", 13/16", 7/8", 15/16", 1"
Includes: Reversible Ratchet, U-Joint, 3" Extension,
6" Extension, Metal Box # 93002, 2 Socket Rails

3/8" DRIVE SOCKETS & ATTACHMENTS



25315
15 Piece 12 Point Deep SAE Socket Set

Contains: 3/8", 7/16", 1/2", 9/16", 5/8", 11/16", 3/4", 13/16", 7/8", 15/16", 1"
Includes: 20 Tooth Reversible Ratchet, U-Joint, 3" Extension, 6" Extension, Metal Box # 93002, Socket Rail



25126
26 Piece 12 Point Standard & Deep SAE Socket Set

Contains: Standard 3/8", 7/16", 1/2", 9/16", 5/8", 11/16", 3/4", 13/16", 7/8", 15/16", 1"
Deep 3/8", 7/16", 1/2", 9/16", 5/8", 11/16", 3/4", 13/16", 7/8", 15/16", 1"
Includes: Reversible Ratchet, U-Joint, 3" Extension, 6" Extension, Metal Box # 93002, 2 Socket Rails



29015
15 Piece 6 Point Standard Metric Socket Set

Contains: 9, 10, 11, 12, 13, 14, 15, 16, 17, 18, 19mm
Includes: Reversible Ratchet, U-Joint, 3" Extension, 6" Extension, Metal Box # 93002, Socket Rail



29115
15 Piece 12 Point Standard Metric Socket Set

Contains: 9, 10, 11, 12, 13, 14, 15, 16, 17, 18, 19mm
Includes: Reversible Ratchet, U-Joint, 3" Extension, 6" Extension, Metal Box # 93002, Socket Rail

3/8" DRIVE SOCKETS & ATTACHMENTS



29026
26 Piece 6 Point Standard & Deep Metric Socket Set

Contains: Standard 9, 10, 11, 12, 13, 14, 15, 16, 17, 18, 19mm
 Deep 9, 10, 11, 12, 13, 14, 15, 16, 17, 18, 19mm
 Includes: Reversible Ratchet, U-Joint, 3" Extension,
 6" Extension, Metal Box # 93002, 2 Socket Rails



29126
26 Piece 12 Point Standard & Deep Metric Socket Set

Contains: Standard 9, 10, 11, 12, 13, 14, 15, 16, 17, 18, 19mm
 Deep 9, 10, 11, 12, 13, 14, 15, 16, 17, 18, 19mm
 Includes: Reversible Ratchet, U-Joint, 3" Extension,
 6" Extension, Metal Box # 93002, 2 Socket Rails



25033SH
33 Piece 6 Point SAE & Metric Socket & Attachment Set

Contains: 5/16", 3/8", 7/16", 1/2", 9/16", 5/8", 11/16", 3/4", 13/16", 7/8"
 7, 8, 9, 10, 11, 12, 13, 14, 15, 16, 17, 18, 19, 20, 21, 22 mm
 Includes: 32 Tooth Ratchet, 9" Flex Handle, U-Joint,
 3" Extension, 6" Extension, 2 Spark Plug Sockets,
 Plastic Carrying Case # 93018A



25033DH
33 Piece 12 Point SAE & Metric Socket & Attachment Set

Contains: 5/16", 3/8", 7/16", 1/2", 9/16", 5/8", 11/16", 3/4", 13/16", 7/8"
 7, 8, 9, 10, 11, 12, 13, 14, 15, 16, 17, 18, 19, 20, 21, 22 mm
 Includes: Reversible Ratchet, 9" Flex Handle, U-Joint,
 3" Extension, 6" Extension, 2 Spark Plug Sockets,
 Plastic Carrying Case # 93018A

3/8" DRIVE SOCKETS & ATTACHMENTS

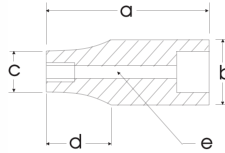
6 Point Standard Length - Impact Black Industrial Finish

Hex Size	6 Point Part No.	Overall Length in. a	Drive End in. b	Hex End in. c	Taper Length in. d	Bolt Clearance in. e
5/16"	P2210	1.18	0.75	0.49	0.51	0.24
3/8"	P2212	1.18	0.75	0.57	0.51	0.28
7/16"	P2214	1.18	0.75	0.67	0.51	0.35
1/2"	P2216	1.18	0.75	0.75	—	0.39
9/16"	P2218	1.18	0.79	0.79	—	0.47
5/8"	P2220	1.18	0.94	0.94	—	0.51
11/16"	P2222	1.18	0.94	0.94	—	0.59
3/4"	P2224	1.18	1.02	1.02	—	0.67



Federal Spec. U.S. GGG-W-660A ANSI B1072

6 Point Deep Length - Impact Black Industrial Finish

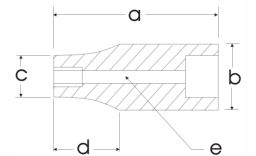


Hex Size	6 Point Part No.	Overall Length in. a	Drive End in. b	Hex End in. c	Taper Length in. d	Bolt Clearance in. e
5/16"	PL2210	2.56	0.75	0.49	0.51	0.24
3/8"	PL2212	2.56	0.75	0.57	0.51	0.28
7/16"	PL2214	2.56	0.75	0.7	0.51	0.35
1/2"	PL2216	2.56	0.75	0.75	—	0.39
9/16"	PL2218	2.56	0.79	0.79	—	0.47
5/8"	PL2220	2.56	0.94	0.94	—	0.51
11/16"	PL2222	2.56	0.94	0.94	—	0.59
3/4"	PL2224	2.56	1.02	1.02	—	0.67

Federal Spec. U.S. GGG-W-660A ANSI B1072

6 Point Standard Length - Impact Black Industrial Finish

Hex Size	6 Point Part No.	Overall Length mm a	Drive End mm b	Hex End mm c	Taper Length mm d	Bolt Clearance mm e
8mm	MTP8	30	19	12.5	13	7
9mm	MTP9	30	19	14	13	7
10mm	MTP10	30	19	15	13	8
11mm	MTP11	30	19	17	13	9
12mm	MTP12	30	19	19	—	10
13mm	MTP13	30	19	19	—	11
14mm	MTP14	30	20	20	—	12
15mm	MTP15	30	22	22	—	13
16mm	MTP16	30	24	24	—	14
17mm	MTP17	30	24	24	—	15
18mm	MTP18	30	25	25	—	16
19mm	MTP19	30	26	26	—	17



Federal Spec. U.S. GGG-W-660A ANSI B1072

3/8" DRIVE SOCKETS & ATTACHMENTS

6 Point Deep Length - Impact Black Industrial Finish

Hex Size	6 Point Part No.	Overall Length mm a	Drive End mm b	Hex End mm c	Taper Length mm d	Bolt Clearance mm e
8mm	MTPL8	65	19	12.5	13	7
9mm	MTPL9	65	19	14	13	7
10mm	MTPL10	65	19	15	13	8
11mm	MTPL11	65	19	17	13	9
12mm	MTPL12	65	19	19	—	10
13mm	MTPL13	65	19	19	—	11
14mm	MTPL14	65	20	20	—	12
15mm	MTPL15	65	22	22	—	13
16mm	MTPL16	65	24	24	—	14
17mm	MTPL17	65	24	24	—	15
18mm	MTPL18	65	25	25	—	16
19mm	MTPL19	65	26	26	—	17

Federal Spec. U.S. GGG-W-660A ANSI B107.2



6 Point Universal Joint Socket - Impact Black Industrial Finish

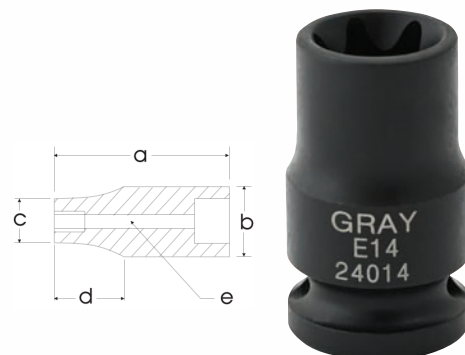
Hex Size	6 Point Part No.	Overall Length in. a	Drive End in. b	Hex End in. c
3/8"	PU120	2.11	0.93	0.59
7/16"	PU140	2.11	0.93	0.67
1/2"	PU160	2.11	0.93	0.74
9/16"	PU180	2.11	0.93	0.87
5/8"	PU200	2.11	0.93	0.83

Federal Spec. U.S. GGG-W-660A ANSI B107.2



Female Torx® Impact Sockets

Size	Part No.	Overall Length in. a	Drive End in. b	Hex End in. c	Taper Length in. d	Bolt Clearance in. e
E10	24010	1.3	0.7	0.5	.57	0.96
E12	24012	1.3	0.7	0.6	.56	0.93
E14	24014	1.3	0.7	0.6	.53	0.87
E16	24016	1.3	0.7	0.7	—	0.83



3/8" DRIVE SOCKETS & ATTACHMENTS



25058 8 Piece 6 Point Deep SAE Impact Socket Set

Contains: 5/16", 3/8", 7/16", 1/2", 9/16", 5/8", 11/16", 3/4"
Includes socket rail



P8T 8 Piece 6 Point Standard SAE Impact Socket Set

Contains: 5/16", 3/8", 7/16", 1/2", 9/16", 5/8", 11/16", 3/4"
Includes socket rail



29612 12 Piece 6 Point Standard Metric Impact Socket Set

Contains: 8, 9, 10, 11, 12, 13, 14, 15, 16, 17, 18, 19mm
Includes socket rail



29622 12 Piece 6 Point Deep Metric Impact Socket Set

Contains: 8, 9, 10, 11, 12, 13, 14, 15, 16, 17, 18, 19mm
Includes socket rail

3/8" DRIVE SOCKETS & ATTACHMENTS



25805 5 Piece 6 Point SAE Impact Universal Joint Socket Set

Contains: 3/8", 7/16", 1/2", 9/16", 5/8"
Includes socket rail



24510 10 Piece Female Torx® Impact Socket Set

Contains:
1/4" Drive: E4, E5, E6, E7, E8
3/8" Drive: E10, E12, E14, E16
1/2" Drive: E18
Includes socket rail

IMD208K 6 Piece Impact Driver and Attachments Set

Part No.	Description
IMD206	3/8" sq. dr. impact driver
IMD207A	5/16" hex bit adapter
IMB21	No. 2 Phillips® 17/16" long
IMB22	No. 3 Phillips® 17/16" long
IMB23	5/16" Slotted 17/16" long
IMB24	3/8" Slotted 17/16" long

Includes metal case



1/2" DRIVE SOCKETS & ATTACHMENTS

Closed Back Design Ratchet

FEATURES

Greater Performance

Up to 64% more torque versus our previous generation ratchets

Protected for life

Our in-house nickel-plating process delivers a jewelry like finish and industry leading corrosion protection.

Less Downtime

The closed back design prevents dirt and debris from damaging the ratcheting mechanism resulting in superior tool life.



Sleeker Design

New contour handle, thinner head and compact design make it ultra comfortable to hold and use.

Ideal For Any Application

Available in 20, 32, 40 and 72 tooth designs allowing you to select the right tool for the job.



Reversible Ratchets

Part No.	Description	Length
8720	Reversible ratchet, 20 tooth - Chrome	10"
8732	Reversible ratchet, 32 tooth - Chrome	10"
8740	Reversible ratchet, 40 tooth - Chrome	10"
8740B	Reversible ratchet, 40 tooth - Black	10"

Federal Spec. CDA 39-GP-12b U.S. GGG-W-641E ANSI B107.10M



Long Reversible Ratchets

Part No.	Description	Length
8720L	Reversible ratchet, 20 tooth - Chrome	15"
8732L	Reversible ratchet, 32 tooth - Chrome	15"
8740L	Reversible ratchet, 40 tooth - Chrome	15"
8740LB	Reversible ratchet, 40 tooth - Black	15"

Federal Spec. CDA 39-GP-12b U.S. GGG-W-641E ANSI B107.10M



Screwdriver Handle Round Head Ratchet

Part No.	Description	Length
31872	Reversible Ratchet, 72 tooth - Chrome with Orange Florescent Handle	10 1/2"



Quick Release Ratchets

Part No.	Description	Length
8840	Quick Release ratchet, 40 tooth - Chrome	10"
8840L	Quick Release ratchet, 40 tooth - Chrome	15"

Federal Spec. CDA 39-GP-12b U.S. GGG-W-641E ANSI B107.10M

1/2" DRIVE SOCKETS & ATTACHMENTS



Reversible Ratchet - Flexible Head

Part No.	Description	Length
8799F	Flex handle ratchet, 40 tooth - Chrome	14 1/2"



Linemans Ratchet

Part No.	Description	Length
8740HS	Linemans ratchet, 40 tooth - Chrome	10"



Miners Ratchet


Part No.	Description	Length
8740KLB	Reversible ratchet, 40 tooth - Black with knurled handle	15"



Flex Handles

Part No.	Description	Length
653	Flex handle - Chrome	15"
653B	Flex handle - Black	15"
653L	Flex handle - Chrome	18"
653LB	Flex handle - Black	18"

Federal Spec. CDA 39-GP-12b U.S. GGG-W-641E ANSI B107.10M



Speeder

Part No.	Description	Length
686	Speeder	19 1/4"

Federal Spec. CDA 39-GP-12b U.S. GGG-W-641E ANSI B107.10M



Sliding T Handle

Part No.	Description	Length
699	Sliding "T" handle	11"

Federal Spec. CDA 39-GP-12b U.S. GGG-W-641E ANSI B107.10M

1/2" DRIVE SOCKETS & ATTACHMENTS

Hex Drive Extensions



Part No.	Hex Male	Square Male	Length
79300	7/16"	1/2"	2 1/8"
79303	7/16"	1/2"	3"
79305	7/16"	1/2"	5"

Federal Spec. CDA 39-GP-12b U.S. GGG-W-641E ANSI B107.10M

Chrome Extensions

Part No.	Description	Length
718S	Chrome Extension	2"
718	Chrome Extension	5"
719	Chrome Extension	10"
715	Chrome Extension	15"
720	Chrome Extension	20"
718SW	Chrome Wobble Extension	2"
718W	Chrome Wobble Extension	5"
719W	Chrome Wobble Extension	10"

Federal Spec. CDA 39-GP-12b U.S. GGG-W-641E ANSI B107.10M



12003S 3 Piece Wobble Extension Set

Part No.	Description	Length
718SW	Chrome Wobble Extension	2"
718W	Chrome Wobble Extension	5"
719W	Chrome Wobble Extension	10"



7183S 3 Piece Chrome Extension Set

Part No.	Description	Length
718	Chrome Extension	5"
719	Chrome Extension	10"
715	Chrome Extension	15"

Universal Joint

Part No.	Description	Length
709	Universal Joint	2 7/8"

Federal Spec. CDA 39-GP-12b U.S. GGG-W-641E ANSI B107.10M



1/2" DRIVE SOCKETS & ATTACHMENTS



Drag Link Socket

Part No.	Description	Length
405A	.109 x 3/4, Chrome	1 9/16"
405	.150 x 15/16, Chrome	1 9/16"
405B	.150 x 1 3/16, Chrome	1 9/16"



Chrome Swivel Universal Joint

Part No.	Female	Male	Length
SWJ12	1/2"	1/2"	2 3/8"



SWJ3S 3 Piece Chrome Swivel Universal Joint Set

Part No.	Description	Length
SWJ14	1/4" Female, 1/4" Male	1 1/4"
SWJ38	3/8" Female, 3/8" Male	1 3/4"
SWJ12	1/2" Female, 1/2" Male	2 3/8"

Includes foam tray organizer.



Adapter - Chrome

Part No.	Description	Female	Male	Length
4206*	Adapter	1/2"	3/8"	1 21/32"
4298	Adapter	1/2"	3/4"	1 3/4"

* Due to the nature of the product this item is not warranted.
Federal Spec. U.S. GGG-W-641E ANSI Spec. B107.10M



Spark Plug Socket

Part No.	Description	Length
LD20R	Hex size: 5/8", Chrome	2 1/2"
LD26R	Hex size: 13/16", Chrome	3"



Screwdriver Socket

Part No.	Tip Size	Overall length	Bit Length	Replacement Bit Part No.
734	1/2 x .075	4 3/16"	2 9/16"	734-BIT

1/2" DRIVE SOCKETS & ATTACHMENTS



Penta Socket

Part No.	Description	Length
31980	For Utilities - 5 Sided, Chrome	1 1/4"



Guard Rail Socket

Hex Size	Part No.	Overall Length	Drive End	Hex End	Taper Length	Bolt Clearance
1/4"	PL2436GR	6.75"	1.0"	1.75"	2.40"	1.50"

Developed to improve fastener access and productivity during the installation of highway fencing.



2591A



19

Stud Remover

Part No.	Description	Length
2591A	1/2" Dr. 1/4" to 9/16"	2"
19	1/2" Dr. 1/4" to 3/4"	2"



Impact Extensions - Black Finish

Part No.	Description	Square Female	Square Male	Length
P4-105A	Impact Extension	1/2"	1/2"	5"
P4-110A	Impact Extension	1/2"	1/2"	10"



Universal Joint - Impact - Black Finish

Part No.	Description	Square Female	Square Male	Length
P4-140A*	Universal Joint	1/2"	1/2"	2 11/32"

* Due to the nature of the product this item is not warranted.



Adapters - Impact - Black Finish

Part No.	Description	Square Female	Square Male	Length
PA4-2A*	Adapter	1/2"	3/8"	1 1/2"
PA4-6*	Adapter	1/2"	3/4"	1 7/8"
PA6-4*	Adapter	3/4"	1/2"	2 3/16"

* Due to the nature of the product this item is not warranted.

1/2" DRIVE SOCKETS & ATTACHMENTS

6 & 12 Point Standard Length

Hex Size	6 Point Part No.	12 Point Part No.	Overall Length in. a	Drive End in. b	Hex End in. c	Taper Length in. d	Bolt Clearance in. e
3/8"	406	1406	1.50	0.87	0.59	0.35	0.32
7/16"	407	1407	1.50	0.87	0.67	0.47	0.35
1/2"	408	1408	1.50	0.87	0.75	0.47	0.43
9/16"	409	1409	1.50	0.94	0.83	0.47	0.32
5/8"	410	1410	1.50	0.94	0.91	0.47	0.49
11/16"	411	1411	1.50	0.94	0.94	—	0.58
3/4"	412	1412	1.50	1.02	1.02	—	0.69
13/16"	413	1413	1.50	1.14	1.14	—	0.70
7/8"	414	1414	1.50	1.18	1.18	—	0.76
15/16"	415	1415	1.75	1.26	1.26	—	0.86
1"	432	1432	1.75	1.38	1.38	—	0.90
1 1/16"	433	1433	2.00	1.42	1.42	—	0.98
1 1/8"	434	1434	2.00	1.54	1.54	—	1.05
1 3/16"	435	1435	2.00	1.57	1.57	—	1.10
1 1/4"	436	1436	2.00	1.65	1.65	—	1.18
1 5/16"	437	1437	2.00	1.77	1.77	—	—
1 3/8"	438	1438	2.00	1.85	1.85	—	1.27
1 7/16"	439	1439	2.00	1.93	1.93	—	1.11
1 1/2"	440	1440	2.00	1.97	1.97	—	—



Federal Spec. CDA 39-GP-12b U.S. GGG-W-641E ANSI B1071

6 & 12 Point Deep Length

Hex Size	6 Point Part No.	12 Point Part No.	Overall Length in. a	Drive End in. b	Hex End in. c	Taper Length in. d	Bolt Clearance in. e
3/8"	LDS12	LD12	3.07	0.87	0.59	0.55	0.32
7/16"	LDS14	LD14	3.07	0.87	0.67	0.55	0.37
1/2"	LDS16	LD16	3.07	0.87	0.75	0.55	0.39
9/16"	LDS18	LD18	3.07	0.94	0.83	0.67	0.48
5/8"	LDS20	LD20	3.07	0.94	0.91	0.67	0.50
11/16"	LDS22	LD22	3.07	0.94	0.94	0.67	0.61
3/4"	LDS24	LD24	3.07	1.02	1.02	0.75	0.68
13/16"	LDS26	LD26	3.07	1.14	1.14	0.94	0.72
7/8"	LDS28	LD28	3.07	1.18	1.18	0.94	0.79
15/16"	LDS30	LD30	3.07	1.26	1.26	0.94	0.85
1"	LDS32	LD32	3.07	1.38	1.38	0.94	0.90
1 1/16"	LDS34	LD34	3.07	1.42	1.42	0.94	0.79
1 1/8"	LDS36	LD36	3.07	1.54	1.54	0.94	1.08
1 3/16"	LDS38	LD38	3.07	1.57	1.57	0.94	1.11
1 1/4"	LDS40	LD40	3.07	1.65	1.65	0.94	1.20
1 5/16"	LDS42	LD42	3.07	1.77	1.77	0.94	—
1 3/8"	LDS44	LD44	3.07	1.85	1.85	0.94	1.04
1 7/16"	LDS46	LD46	3.07	1.93	1.93	0.94	—
1 1/2"	LDS48	LD48	3.07	1.97	1.97	0.94	1.42



Federal Spec. CDA 39-GP-12b U.S. GGG-W-641E ANSI B1071

Note: NOT FOR IMPACT USE. All items on this page are for hand use only.


1/2" DRIVE SOCKETS & ATTACHMENTS

6 & 12 Point Standard Length

Hex Size	6 Point Part No.	12 Point Part No.	Overall Length mm a	Drive End mm b	Hex End mm c	Taper Length mm d	Bolt Clearance mm e
10mm	M1210H	M1210	38	23	15	19	7
11mm	M1211H	M1211	38	23	16	19	8
12mm	M1212H	M1212	38	23	18	19	9
13mm	M1213H	M1213	38	23	19	19	9
14mm	M1214H	M1214	38	23	21	19	10
15mm	M1215H	M1215	38	23	22	19	11
16mm	M1216H	M1216	38	23	23	—	12
17mm	M1217H	M1217	38	24	24	—	12
18mm	M1218H	M1218	38	25	25	—	13
19mm	M1219H	M1219	38	27	27	—	13
20mm	M1220H	M1220	38	28	28	—	13
21mm	M1221H	M1221	38	29	29	—	15
22mm	M1222H	M1222	38	30	30	—	16
23mm	M1223H	M1223	38	32	32	—	16
24mm	M1224H	M1224	44	33	33	—	16
25mm	M1225H	M1225	44	35	35	—	18
26mm	M1226H	M1226	44	36	36	—	18
27mm	M1227H	M1227	44	36	36	—	19
28mm	M1228H	M1228	44	38	38	—	20
29mm	M1229H	—	44	40	40	—	20
30mm	M1230H	M1230	44	41	41	—	20
31mm	M1231H	—	44	43	43	—	20
32mm	M1232H	M1232	51	44	44	—	20
36mm	M1236H	M1236	57	49	49	—	23



Federal Spec. CDA 39-GP-12b U.S. GGG-W-641E ANSI B1071



6 & 12 Point Deep Length

Hex Size	6 Point Part No.	12 Point Part No.	Overall Length mm a	Drive End mm b	Hex End mm c	Taper Length mm d	Bolt Clearance mm e
10mm	MD1210H	MD1210	83	23	14	19	7
11mm	—	MD1211	83	23	17	19	8
12mm	MD1212H	MD1212	83	23	17	19	9
13mm	MD1213H	MD1213	83	23	19	19	9
14mm	MD1214H	MD1214	83	23	21	19	10
15mm	MD1215H	MD1215	83	23	22	19	11
16mm	MD1216H	MD1216	83	23	23	—	12
17mm	MD1217H	MD1217	83	24	24	—	12
18mm	MD1218H	MD1218	83	25	25	—	13
19mm	MD1219H	MD1219	83	27	27	—	13
20mm	MD1220H	MD1220	83	28	28	—	13
21mm	MD1221H	MD1221	83	29	29	—	15
22mm	MD1222H	MD1222	83	30	30	—	16
23mm	MD1223H	MD1223	83	31	31	—	16
24mm	MD1224H	MD1224	83	33	33	—	16
25mm	MD1225H	MD1225	83	35	35	—	18
26mm	MD1226H	MD1226	83	36	36	—	18
27mm	MD1227H	MD1227	83	36	36	—	20
28mm	MD1228H	—	83	38	38	—	19
29mm	MD1229H	—	83	39	39	—	20
30mm	MD1230H	—	83	40	40	—	21

Note: NOT FOR IMPACT USE.
All items on this page are for hand use only.

Federal Spec. CDA 39-GP-12M U.S. GGG-W-641E ANSI B1075.

1/2" DRIVE SOCKETS & ATTACHMENTS



Double Square - Standard Length

Hex Size	8 Point Part No.	Overall Length in. a	Drive End in. b	Hex End in. c	Taper Length in. d	Bolt Clearance in. e
3/8"	D406S	1.50	0.9	0.69	0.68	0.28
7/16"	D407S	1.50	0.9	0.82	0.68	0.28
1/2"	D408S	1.50	0.9	0.90	—	0.34
9/16"	D409S	1.50	0.98	0.98	—	0.40
5/8"	D410S	1.50	1.12	1.12	—	0.46
11/16"	D411S	1.50	1.25	1.25	—	0.46
3/4"	D412S	1.50	1.30	1.30	—	0.53

Federal Spec. CDA 39-GP-12b U.S. GGG-W-641E ANSI B1071



Hex Head Sockets - Standard Length

Hex Size	Part No.	Overall Length, in.	Replacement Bit Part No.	Replacement Bit Length, in.
1/4"	DW8L	3.25	78416	1.69
5/16"	DW10L	3.25	78420	1.69
3/8"	DW12L	3.25	78424	1.69
7/16"	DW14L	3.25	78428	1.69
1/2"	DW16L	3.75	78432	1.95
9/16"	DW18L	3.75	78436	1.95
5/8"	DW20L	4.00	78440	2.05
3/4"	DW24L	4.00	78448	2.05

Federal Spec. CDA 39-GP-12b U.S. GGG-W-641E ANSI B1071



Hex Head Sockets - Extra Long

Hex Size	Part No.	Overall Length in.	Replacement Bit Part No.	Replacement Bit Length, in.
1/4"	DW8XL	5.0	78516	3.45
5/16"	DW10XL	5.0	78520	3.45
3/8"	DW12XL	5.0	78524	3.45
7/16"	DW14XL	5.0	78528	3.45
1/2"	DW16XL	5.5	78532	3.95
9/16"	DW18XL	5.5	78536	3.95
5/8"	DW20XL	6.0	78540	4.00
3/4"	DW24XL	6.0	78548	4.00

Federal Spec. CDA 39-GP-12b U.S. GGG-W-641E ANSI B1071



Hex Head Sockets - Standard Length

Hex Size	Part No.	Overall Length, mm	Replacement Bit Part No.	Replacement Bit Length, mm
6mm	MDW6L	81	78606	43
8mm	MDW8L	81	78608	43
10mm	MDW10L	81	78610	43
12mm	MDW12L	94	78612	50
14mm	MDW14L	94	78614	50
17mm	MDW17L	101	78617	50
19mm	MDW19L	101	78619	50

Federal Spec. CDA 39-GP-12M. U.S. GGG-W-641E. ANSI B1075.

1/2" DRIVE SOCKETS & ATTACHMENTS



Hex Head Sockets - Extra Long

Hex Size	Part No.	Overall Length, mm	Replacement Bit Part No.	Replacement Bit Length, mm
6mm	MDW6XL	128	78706	95
8mm	MDW8XL	128	78708	95
10mm	MDW10XL	128	78710	95
12mm	MDW12XL	140	78712	98
14mm	MDW14XL	140	78714	98
17mm	MDW17XL	145	78717	98
19mm	MDW19XL	145	78719	98

Federal Spec. CDA 39-GP-12M. U.S. GGG-W-641E. ANSI B1075.



Torx® Head Sockets

Size	Part No.	Overall Length, in.	Replacement Bit Part No.	Replacement Bit Length, in.
T27	TX627	3	77927	1.50
T30	TX630	3	77930	1.50
T40	TX640	3	77940	1.50
T45	TX645	3	77945	1.50
T50	TX650	3	77950	1.50
T55	TX655	3	77955	1.50
T60	TX660	3	77960	1.50

Federal Spec. CDA 39-GP-12b U.S. GGG-W-641E ANSI B1071

35020 19 Piece 6 Point Standard SAE Socket Set

Contains: 3/8", 7/16", 1/2", 9/16", 5/8", 11/16", 3/4", 13/16", 7/8", 15/16", 1", 1 1/16", 1 1/8", 1 3/16", 1 1/4", 1 5/16", 1 3/8", 1 7/16", 1 1/2"
Includes 2 socket rails



1/2" DRIVE SOCKETS & ATTACHMENTS



35015 15 Piece 6 Point Standard SAE Socket Set

Contains: 3/8", 7/16", 1/2", 9/16", 5/8", 11/16", 3/4", 13/16", 7/8", 15/16", 1", 1 1/16", 1 1/8", 1 3/16", 1 1/4"

Includes socket rail



35012 12 Piece 6 Point Standard SAE Socket Set

Contains: 7/16", 1/2", 9/16", 5/8", 11/16", 3/4", 13/16", 7/8", 15/16", 1", 1 1/16", 1 1/8"

Includes socket rail



35215 15 Piece 6 Point Deep SAE Socket Set

Contains: 3/8", 7/16", 1/2", 9/16", 5/8", 11/16", 3/4", 13/16", 7/8", 15/16", 1", 1 1/16", 1 1/8", 1 3/16", 1 1/4"

Includes socket rail



35115 15 Piece 12 Point Standard SAE Socket Set

Contains: 3/8", 7/16", 1/2", 9/16", 5/8", 11/16", 3/4", 13/16", 7/8", 15/16", 1", 1 1/16", 1 1/8", 1 3/16", 1 1/4"

Includes socket rail



35315 15 Piece 12 Point Deep SAE Socket Set

Contains: 3/8", 7/16", 1/2", 9/16", 5/8", 11/16", 3/4", 13/16", 7/8", 15/16", 1", 1 1/16", 1 1/8", 1 3/16", 1 1/4"

Includes socket rail

1/2" DRIVE SOCKETS & ATTACHMENTS



39019
19 Piece 6 Point Standard Metric Socket Set

Contains: 10, 11, 12, 13, 14, 15, 16, 17, 18, 19, 20, 21, 22, 23, 24, 25, 26, 27, 28mm
Includes 2 socket rails



39218
18 Piece 6 Point Deep Metric Socket Set

Contains: 10, 12, 13, 14, 15, 16, 17, 18, 19, 20, 21, 22, 23, 24, 25, 26, 27, 28mm
Includes 2 socket rails



39119
19 Piece 12 Point Standard Metric Socket Set

Contains: 10, 11, 12, 13, 14, 15, 16, 17, 18, 19, 20, 21, 22, 23, 24, 25, 26, 27, 28mm
Includes 2 socket rails



39318
18 Piece 12 Point Deep Metric Socket Set

Contains: 10, 11, 12, 13, 14, 15, 16, 17, 18, 19, 20, 21, 22, 23, 24, 25, 26, 27mm
Includes 2 socket rails

1/2" DRIVE SOCKETS & ATTACHMENTS



DW24LS
8 Piece Hex Head SAE Socket Set

Contains: 1/4", 5/16", 3/8", 7/16", 1/2", 9/16", 5/8", 3/4"
Includes socket rail



35606
6 Piece Hex Head SAE Socket Set

Contains: 1/4", 5/16", 3/8", 7/16", 1/2", 9/16"
Includes socket rail



DW24XLS
8 Piece Extra Long SAE Hex Head Socket Set

Contains: 1/4", 5/16", 3/8", 7/16", 1/2", 9/16", 5/8", 3/4"
Includes socket rail



35616
6 Piece Extra Long SAE Hex Head Socket Set

Contains: 1/4", 5/16", 3/8", 7/16", 1/2", 9/16"
Includes socket rail



MDW7LCP
7 Piece Hex Head Metric Socket Set

Contains: 6, 8, 10, 12, 14, 17, 19mm
Includes socket rail



MDW19XLS
7 Piece Extra Long - Metric Hex Head Socket Set

Contains: 6, 8, 10, 12, 14, 17, 19mm
Includes socket rail



35707
7 Piece Torx® Head Socket Set

Contains: T27, T30, T40, T45, T50, T55, T60
Includes socket rail

1/2" DRIVE SOCKETS & ATTACHMENTS



38020
20 Piece 6 Point Standard SAE Socket Set

Contains: 3/8", 7/16", 1/2", 9/16", 5/8", 11/16", 3/4", 13/16", 7/8", 15/16", 1", 1 1/16", 1 1/8", 1 3/16", 1 1/4"

Includes: Reversible Ratchet, Flex Handle, Universal Joint, 5" Extension, 10" Extension, Metal Box # 9101, socket rail



38220
20 Piece 6 Point Deep SAE Socket Set

Contains: 3/8", 7/16", 1/2", 9/16", 5/8", 11/16", 3/4", 13/16", 7/8", 15/16", 1", 1 1/16", 1 1/8", 1 3/16", 1 1/4"

Includes: Reversible Ratchet, Flex Handle, Universal Joint, 5" Extension, 10" Extension, Metal Box # 9101, socket rail

38120
20 Piece 12 Point Standard SAE Socket Set

Contains: 3/8", 7/16", 1/2", 9/16", 5/8", 11/16", 3/4", 13/16", 7/8", 15/16", 1", 1 1/16", 1 1/8", 1 3/16", 1 1/4"

Includes: Reversible Ratchet, Flex Handle, Universal Joint, 5" Extension, 10" Extension, Metal Box # 9101, socket rail



1/2" DRIVE SOCKETS & ATTACHMENTS



38320
20 Piece 12 Point Deep SAE Socket Set

Contains: 3/8", 7/16", 1/2", 9/16", 5/8", 11/16", 3/4", 13/16", 7/8", 15/16", 1", 1 1/16", 1 1/8", 1 3/16", 1 1/4"

Includes: Reversible Ratchet, Flex Handle, Universal Joint, 5" Extension, 10" Extension, Metal Box # 9101, socket rail



39017
17 Piece 6 Point Standard Metric Socket Set

Contains: 10, 11, 12, 13, 14, 15, 16, 17, 18, 19, 20, 21mm

Includes: Reversible Ratchet, Flex Handle, Universal Joint, 5" Extension, 10" Extension, Metal Box # 9101, socket rail



35038SH
38 Piece 6 Point SAE & Metric Socket & Attachment Set

Contains: 3/8", 7/16", 1/2", 9/16", 5/8", 11/16", 3/4", 13/16", 7/8", 15/16", 1", 1 1/16", 1 1/8", 1 1/4"

10, 11, 12, 13, 14, 15, 16, 17, 18, 19, 20, 21, 22, 23, 24, 27, 30, 32mm

Includes: Reversible Ratchet, 15" Flexible Handle, U Joint, 2" Extension, 5" Extension, 10" Extension, Blow Molded Case # 93012A



35038DH
38 Piece 12 Point SAE & Metric Socket & Attachment Set

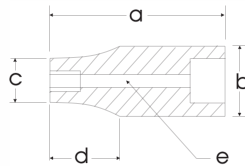
Contains: 3/8", 7/16", 1/2", 9/16", 5/8", 11/16", 3/4", 13/16", 7/8", 15/16", 1", 1 1/8", 1 1/4"

10, 11, 12, 13, 14, 15, 16, 17, 18, 19, 20, 21, 22, 23, 24, 27, 30, 32mm

Includes: Reversible Ratchet, 15" Flexible Handle, U Joint, 2" Extension, 5" Extension, 10" Extension, Blow Molded Case # 93012A

1/2" DRIVE SOCKETS & ATTACHMENTS

6 Point Standard Length - Impact Black Industrial Finish

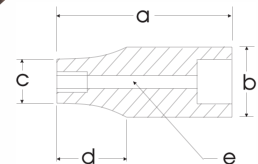


Hex Size	6 Point Part No.	Overall Length in. a	Drive End in. b	Hex End in. c	Taper Length in. d	Bolt Clearance in. e
3/8"	P2406	1.5	0.87	0.63	0.47	0.31
7/16"	P2407	1.5	0.87	0.71	0.33	0.35
1/2"	P2408	1.5	0.87	0.79	0.19	0.43
9/16"	P2409	1.5	0.94	0.87	0.19	0.47
5/8"	P2410	1.5	0.98	0.98	—	0.55
11/16"	P2411	1.5	1.02	1.02	—	0.63
3/4"	P2412	1.5	1.1	1.1	—	0.67
13/16"	P2413	1.5	1.18	1.18	—	0.71
7/8"	P2414	1.5	1.26	1.26	—	0.79
15/16"	P2415	1.7	1.34	1.34	—	0.87
1"	P2432	1.7	1.42	1.42	—	0.91
1 1/16"	P2433	1.97	1.5	1.5	—	0.98
1 1/8"	P2434	1.97	1.57	1.57	—	1.02
1 3/16"	P2435	1.97	1.65	1.65	—	1.1
1 1/4"	P2436	1.97	1.73	1.73	—	1.18
1 5/16"	P2437	1.99	1.77	1.77	—	1.22
1 3/8"	P2438	1.97	1.91	1.91	—	1.3
1 7/16"	P2439	1.97	1.99	1.99	—	1.34
1 1/2"	P2440	1.97	2.07	2.07	—	1.42

Federal Spec. CDA 39-GP-12M U.S. GGG-W-66OA ANSI B107.1

6 Point Deep Length - Impact Black Industrial Finish

Hex Size	6 Point Part No.	Overall Length in. a	Drive End in. b	Hex End in. c	Taper Length in. d	Bolt Clearance in. e
3/8"	PL2406	3.07	0.87	0.63	0.67	0.28
7/16"	PL2407	3.07	0.87	0.71	0.67	0.35
1/2"	PL2408	3.07	0.87	0.79	0.67	0.39
9/16"	PL2409	3.07	0.94	0.87	0.67	0.47
5/8"	PL2410	3.07	0.94	0.94	—	0.51
11/16"	PL2411	3.07	1.02	1.02	—	0.59
3/4"	PL2412	3.07	1.1	1.1	—	0.67
13/16"	PL2413	3.07	1.18	1.18	—	0.75
7/8"	PL2414	3.07	1.26	1.26	—	0.79
15/16"	PL2415	3.07	1.34	1.34	—	0.87
1"	PL2432	3.07	1.42	1.42	—	0.91
1 1/16"	PL2433	3.07	1.5	1.5	—	0.98
1 1/8"	PL2434	3.07	1.57	1.57	—	1.02
1 3/16"	PL2435	3.07	1.65	1.65	—	1.1
1 1/4"	PL2436	3.07	1.73	1.73	—	1.8
1 5/16"	PL2437	3.07	1.77	1.77	—	1.22
1 3/8"	PL2438	3.07	1.91	1.91	—	1.3
1 7/16"	PL2439	3.07	1.99	1.99	—	1.34
1 1/2"	PL2440	3.07	2.07	2.07	—	1.42

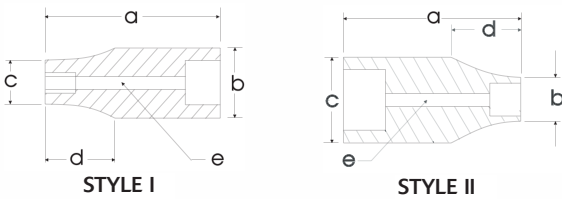


Federal Spec. CDA 39-GP-12M U.S. GGG-W-66OA ANSI B107.2

1/2" DRIVE SOCKETS & ATTACHMENTS



ASME 107.2 - 1995



12 Point Standard Length - Impact Black Industrial Finish

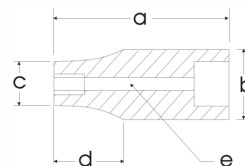
Hex Size	12 Point Part No.	Overall Length in. a	Drive End in. b	Hex End in. c	Taper Length in. d	Bolt Clearance in. e	
3/8"	P2406DH	1.50	0.94	0.63	0.47	0.32	Style I
7/16"	P2407DH	1.50	0.94	0.71	0.47	0.35	
1/2"	P2408DH	1.50	0.94	0.79	0.47	0.43	
9/16"	P2409DH	1.50	0.94	0.87	0.47	0.46	
5/8"	P2410DH	1.50	0.94	0.94	0.47	0.49	
11/16"	P2411DH	1.50	1.02	1.02	0.51	0.59	Style II
3/4"	P2412DH	1.50	1.10	1.10	0.51	0.73	
13/16"	P2413DH	1.50	1.18	1.18	0.55	0.71	
7/8"	P2414DH	1.50	1.26	1.26	0.59	0.80	
15/16"	P2415DH	1.77	1.34	1.34	0.79	0.86	
1"	P2432DH	1.77	1.42	1.42	0.79	0.90	
1 1/16"	P2433DH	1.97	1.50	1.50	0.94	0.98	
1 1/8"	P2434DH	1.97	1.50	1.57	0.94	1.05	
1 3/16"	P2435DH	1.97	1.50	1.65	0.94	1.10	
1 1/4"	P2436DH	1.97	1.50	1.73	0.94	1.18	
1 5/16"	P2437DH	1.97	1.50	1.77	0.94	—	
1 3/8"	P2438DH	1.97	1.50	1.85	0.94	—	
1 7/16"	P2439DH	1.97	1.50	1.91	0.94	—	
1 1/2"	P2440DH	1.97	1.50	1.99	0.94	—	

6 Point Regular Length - Impact Black Industrial Finish

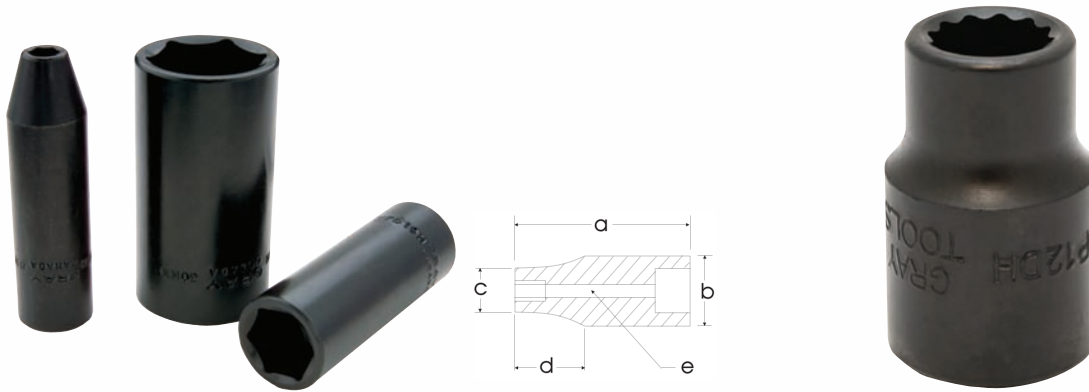
Hex Size	6 Point Part No.	Overall Length mm a	Drive End mm b	Hex End mm c	Taper Length mm d	Bolt Clearance mm e
8mm	MP08H	38	22	15	14	6
9mm	MP09H	38	22	15	14	7
10mm	MP10H	38	22	17	10	8
11mm	MP11H	38	22	18	8	9
12mm	MP12H	38	22	19	7	10
13mm	MP13H	38	24	20	8	11
14mm	MP14H	38	24	22	5	12
15mm	MP15H	38	25	23	5	13
16mm	MP16H	38	25	25	—	14
17mm	MP17H	38	26	26	—	15
18mm	MP18H	38	26	26	—	16
19mm	MP19H	38	28	28	—	17
20mm	MP20H	38	30	30	—	18
21mm	MP21H	38	30	30	—	19
22mm	MP22H	45	32	32	—	20
23mm	MP23H	45	32	32	—	21
24mm	MP24H	45	34	34	—	22
25mm	MP25H	45	36	36	—	23
26mm	MP26H	50	36	36	—	24
27mm	MP27H	50	38	38	—	25
28mm	MP28H	50	40	40	—	26
29mm	MP29H	50	40	40	—	27
30mm	MP30H	50	42	42	—	28
31mm	MP31H	50	43	43	—	29
32mm	MP32H	50	44	44	—	30
36mm	MP36H	50	48.5	48.5	—	34



ASME 107.2 - 1995



1/2" DRIVE SOCKETS & ATTACHMENTS



6 Point Deep Length - Impact Black Industrial Finish

Hex Size	6 Point Part No.	Overall Length mm a	Drive End mm b	Hex End mm c	Taper Length mm d	Bolt Clearance mm e
8mm	MPD08H	78	22	15	17	6
9mm	MPD09H	78	22	15	17	7
10mm	MPD10H	78	22	17	17	8
11mm	MPD11H	78	22	18	17	9
12mm	MPD12H	78	22	19	17	10
13mm	MPD13H	78	24	20	17	11
14mm	MPD14H	78	24	22	17	12
15mm	MPD15H	78	24	24	-	13
16mm	MPD16H	78	24	24	-	14
17mm	MPD17H	78	26	26	-	15
18mm	MPD18H	78	26	26	-	16
19mm	MPD19H	78	28	28	-	17
20mm	MPD20H	78	30	30	-	18
21mm	MPD21H	78	30	30	-	19
22mm	MPD22H	78	32	32	-	20
23mm	MPD23H	78	32	32	-	21
24mm	MPD24H	78	34	34	-	22
25mm	MPD25H	82	35	35	-	20
27mm	MPD27H	78	38	38	-	25
30mm	MPD30H	78	42	42	-	28
36mm	MPD36H	78	48.5	48.5	-	34

12 Point Standard Length - Impact Black Industrial Finish

Hex Size	12 Point Part No.	Overall Length mm a	Drive End mm b	Hex End mm c	Taper Length mm d	Bolt Clearance mm e
10mm	MP10DH	38	24	17	16	8
11mm	MP11DH	38	24	18	16	9
12mm	MP12DH	38	24	19	16	10
13mm	MP13DH	38	24	20	16	11
14mm	MP14DH	38	24	22	16	12
15mm	MP15DH	38	24	24	-	13
16mm	MP16DH	38	24	24	-	14
17mm	MP17DH	38	26	26	-	15
18mm	MP18DH	38	26	26	-	16
19mm	MP19DH	38	28	28	-	17
20mm	MP20DH	38	30	30	-	18
21mm	MP21DH	38	30	30	-	19
22mm	MP22DH	38	32	32	-	20
23mm	MP23DH	38	32	32	-	21
24mm	MP24DH	45	34	34	-	22
30mm	MP30DH	50	38	42	-	28
32mm	MP32DH	50	38	44	-	30

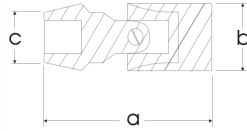
6 Point Universal Joint Socket - Impact Black Industrial Finish

Hex Size	6 Point Part No.	Overall Length in. a	Drive End in. b	Hex End in. c
7/16"	PHU14	2.56	1.10	0.67
1/2"	PHU16	2.56	1.10	0.75
9/16"	PHU18	2.56	1.10	0.86
5/8"	PHU20	2.56	1.10	0.91
11/16"	PHU22	2.56	1.10	1.02
3/4"	PHU24	2.56	1.10	1.09
13/16"	PHU26	2.56	1.10	1.17
7/8"	PHU28	2.56	1.10	1.25
15/16"	PHU30	2.56	1.10	1.33
1"	PHU32	2.56	1.10	1.41



Federal Spec. CDA 39-GP-12M U.S. GGG-W-660A ANSI B107.2

1/2" DRIVE SOCKETS & ATTACHMENTS



6 Point Deep Universal Joint Socket - Impact Black Industrial Finish

Hex Size	6 Point Part No.	Overall Length in. a	Drive End in. b	Hex End in. c
3/8"	PHU12L	3.50	1.10	0.59
7/16"	PHU14L	3.50	1.10	0.67
1/2"	PHU16L	3.50	1.10	0.75
9/16"	PHU18L	3.50	1.10	0.87
5/8"	PHU20L	3.50	1.10	0.91
11/16"	PHU22L	3.50	1.50	1.02
3/4"	PHU24L	3.50	1.50	1.10
13/16"	PHU26L	3.50	1.50	1.18
7/8"	PHU28L	3.50	1.50	1.26
15/16"	PHU30L	3.50	1.50	1.34

ASME 1072 - 1995



6 Point Universal Joint Socket Impact - Black Industrial Finish

Hex Size	6 Point Part No.	Overall Length mm a	Drive End mm b	Hex End mm c
10mm	PHUM10	65	27.50	15.00
11mm	PHUM11	65	27.50	17.00
12mm	PHUM12	65	27.50	19.00
13mm	PHUM13	65	27.50	20.00
14mm	PHUM14	65	27.50	21.80
15mm	PHUM15	65	27.50	23.00
16mm	PHUM16	65	27.50	23.00
17mm	PHUM17	65	27.50	25.70
18mm	PHUM18	65	27.50	25.80
19mm	PHUM19	65	27.50	27.80
20mm	PHUM20	65	27.50	29.80
21mm	PHUM21	65	27.50	29.80
22mm	PHUM22	65	27.50	31.80
23mm	PHUM23	65	27.50	31.80
24mm	PHUM24	65	27.50	33.80

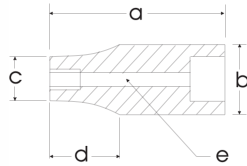
ASME 1072 - 1995

6 Point Deep Universal Joint Socket Impact - Black Industrial Finish

Hex Size	6 Point Part No.	Overall Length mm a	Drive End mm b	Hex End mm c
10mm	PHUM10L	89	28	15.00
11mm	PHUM11L	89	28	17.00
12mm	PHUM12L	89	28	19.00
13mm	PHUM13L	89	28	20.00
14mm	PHUM14L	89	28	21.80
15mm	PHUM15L	89	28	23.00
16mm	PHUM16L	89	28	23.00
17mm	PHUM17L	89	32	25.70
18mm	PHUM18L	89	32	25.80
19mm	PHUM19L	89	32	27.80
20mm	PHUM20L	89	32	29.80
21mm	PHUM21L	89	32	29.80
22mm	PHUM22L	89	32	31.80
23mm	PHUM23L	89	32	31.80
24mm	PHUM24L	89	32	33.80

ASME 1072 - 1995

1/2" DRIVE SOCKETS & ATTACHMENTS



Female Torx® Impact Socket

Size	6 Point Part No.	Overall Length in. a	Drive End in. b	Hex End in. c	Taper Length in. d	Bolt Clearance in. e
E18	34018	1.5	1.0	0.8	.68	1.0



Double Square Standard Length Impact - Black Industrial Finish

Size	8 Point Part No.	Overall Length in. a	Drive End in. b	Hex End in. c	Taper Length in. d	Bolt Clearance in. e
3/8"	P4-812	1.5	0.87	0.75	0.60	0.31
7/16"	P4-814	1.5	0.94	0.83	0.60	0.35
1/2"	P4-816	1.5	0.94	0.94	0.60	0.43
9/16"	P4-818	1.5	1.02	1.02	—	0.47
5/8"	P4-820	1.5	1.1	1.1	—	0.55
11/16"	P4-822	1.5	1.18	1.18	—	0.63
3/4"	P4-824	1.5	1.34	1.34	—	0.67
13/16"	P4-826	1.5	1.42	1.42	—	0.75
7/8"	P4-828	1.5	1.5	1.5	—	0.75
15/16"	P4-830	1.77	1.5	1.65	—	0.91
1"	P4-832	1.77	1.5	1.73	—	0.91

Federal Spec. CDA 39-GP-12M U.S. GGG-W-66OA ANSI B1072



**35066
16 Piece 6 Point Standard SAE Impact Socket Set**

Contains: 3/8", 7/16", 1/2", 9/16", 5/8", 11/16", 3/4", 13/16", 7/8", 15/16", 1", 11/16", 1 1/8", 13/16", 1 1/4", 15/16"

Includes socket rail



**35064
14 Piece 6 Point Standard SAE Impact Socket Set**

Contains: 3/8", 7/16", 1/2", 9/16", 5/8", 11/16", 3/4", 13/16", 7/8", 15/16", 1", 1 1/16", 1 1/8", 1 1/4"

Includes socket rail

1/2" DRIVE SOCKETS & ATTACHMENTS



P11T
11 Piece 6 Point Standard SAE Impact Socket Set

Contains: 3/8", 7/16", 1/2", 9/16", 5/8", 11/16", 3/4", 13/16", 7/8", 15/16", 1"
Includes socket rail



PL13T
13 Piece 6 Point Deep SAE Impact Socket Set

Contains: 1/2", 9/16", 5/8", 11/16", 3/4", 13/16", 7/8", 15/16", 1", 1 1/16", 1 1/8", 1 3/16", 1 1/4"
Includes socket rail



PL11T
11 Piece 6 Point Deep SAE Impact Socket Set

Contains: 3/8", 7/16", 1/2", 9/16", 5/8", 11/16", 3/4", 13/16", 7/8", 15/16", 1"
Includes socket rail



39023
23 Piece 6 Point Standard Metric Impact Socket Set

Contains: 10, 11, 12, 13, 14, 15, 16, 17, 18, 19, 20, 21, 22, 23, 24, 25, 26, 27, 28, 29, 30, 31, 32mm
Includes 2 socket rails



39014
14 Piece 6 Point Standard Metric Impact Socket Set

Contains: 10, 11, 12, 13, 14, 15, 16, 17, 18, 19, 20, 21, 22, 23mm
Includes socket rail



39062
12 Piece 6 Point Standard Metric Impact Socket Set

Contains: 8, 9, 10, 11, 12, 13, 14, 15, 16, 17, 18, 19mm
Includes socket rail

1/2" DRIVE SOCKETS & ATTACHMENTS



39214
14 Piece 6 Point Deep Metric Impact Socket Set

Contains: 10, 11, 12, 13, 14, 15, 16, 17, 18, 19, 20, 21, 22, 23mm
Includes socket rail



35068
19 Piece 12 Point Standard SAE Impact Socket Set

Contains: 3/8", 7/16", 1/2", 9/16", 5/8", 11/16", 3/4", 13/16", 7/8", 15/16", 1", 1 1/16", 1 1/8", 1 3/16", 1 1/4", 1 5/16", 1 3/8", 1 7/16", 1 1/2"
Includes socket rail.



39117
17 Piece 12 Point Standard Metric Impact Socket Set

Contains: 10, 11, 12, 13, 14, 15, 16, 17, 18, 19, 20, 21, 22, 23, 24, 30, 32mm
Includes socket rail.



35810
10 Piece 6 Point Standard SAE Impact Universal Joint Socket Set

Contains: 7/16", 1/2", 9/16", 5/8", 11/16", 3/4", 13/16", 7/8", 15/16", 1"
Includes socket rail



35910
10 Piece 6 Point Deep SAE Impact Universal Joint Socket Set

Contains: 3/8", 7/16", 1/2", 9/16", 5/8", 11/16", 3/4", 13/16", 7/8", 15/16"
Includes socket rail.

1/2" DRIVE SOCKETS & ATTACHMENTS



36815
15 Piece 6 Point Standard Metric Impact Universal Joint Socket Set

Contains: 10, 11, 12, 13, 14, 15, 16, 17, 18, 19, 20, 21, 22, 23, 24mm
 Includes socket rail.



36915
15 Piece 6 Point Deep Metric Impact Universal Joint Socket Set

Contains: 10, 11, 12, 13, 14, 15, 16, 17, 18, 19, 20, 21, 22, 23, 24mm
 Includes socket rail.



35057
7 Piece 8 Point Standard SAE Double Square Impact Socket Set

Contains: 3/8", 7/16", 1/2", 9/16", 5/8", 11/16", 3/4"
 Includes socket rail



24510
10 Piece Female Torx® Impact Socket Set

Contains:
 1/4" Drive: E4, E5, E6, E7, E8
 3/8" Drive: E10, E12, E14, E16
 1/2" Drive: E18
 Includes socket rail

35806
6 Piece Impact Driver & Attachments Set

Part No.	Description
IMB21	No. 2 Phillips® 17/16" long
IMB22	No. 3 Phillips® 17/16" long
IMB23	5/16" Slotted 17/16" long
IMB24	3/8" Slotted 17/16" long

Includes metal case



3/4" DRIVE SOCKETS & ATTACHMENTS



Ratchet Head with Handle

Chrome Part No.	Black Part No.	Description	Length
4254-55	4254B-55B	Ratchet Head and 19 1/2" Handle	24"
4254-56	—	Ratchet Head and 20" Handle	24 1/2"
4254-57	—	Ratchet Head and 35" Handle	39 1/2"
4266	4266B	One piece design with knurled handle	24"

Federal Spec. U.S. GGG-W-641E ANSI B107.10M



Ratchet Head and Handle

Chrome Part No.	Black Part No.	Description	Length
4254	4254B	Reversible ratchet, 32 tooth (Head Only)	6 1/4"
4255	4255B	Handle fits 4254 or 4254B	19 1/2"
4256	—	Knurled Grip Bar fits 4254 or 4254B	20"
4257	—	Knurled Grip Bar fits 4254 or 4254B	35"

Federal Spec. U.S. GGG-W-641E ANSI B107.10M



Flex Handles

Part No.	Description	Length
4288	Knurled Grip Flex Handle - Chrome	21"
4288B	Knurled Grip Flex Handle - Black	21"

Federal Spec. CDA 39-GP-12b U.S. GGG-W-641E ANSI B107.10M



Extensions - Chrome

Part No.	Description	Length
88S	Extension	4"
88	Extension	8"
87	Extension	15 1/2"



Drive Head - Chrome

Part No.	Description	Length
86	Drive Head for 4255, 4256, 4257	2 1/4"

Federal Spec. U.S. GGG-W-641E ANSI Spec. B107.10M



Universal Joint - Chrome

Part No.	Square Male	Square Female	Length
4295	3/4"	3/4"	3 1/2"

Federal Spec. CDA 39-GP12b U.S. GGG-W-641E
ANSI Spec. B107.10M

3/4" DRIVE SOCKETS & ATTACHMENTS



Adapters - Chrome

Part No.	Female	Male	Length
4298	1/2"	3/4"	1 3/4"
4299*	3/4"	1/2"	2"
4211*	3/4"	1"	2 1/4"
4213*	1"	3/4"	2 5/8"

Federal Spec. U.S. GGG-W-641E ANSI Spec. B107.10M

* Due to the nature of the product these items are not warranted.



Drag Link Socket - Chrome

Part No.	Description	Tip Size	Length
4405	Drag Link Socket	3/16 x 1 3/8"	2 3/16"



Extensions - Black Impact

Part No.	Description	Length
P6-107	Extension	7"
P6-110	Extension	10"
P6-113	Extension	13"



Universal Joint - Black Impact

Part No.	Female	Male	Length
P6-140A*	3/4"	3/4"	4"



Adapters - Impact

Part No.	Female	Male	Length
PA6-4*	3/4"	1/2"	2 3/16"
PA6-7	3/4"	1"	1 1/2"

* Due to the nature of the product these items are not warranted.



Adapters - Impact

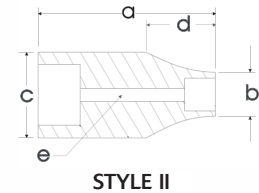
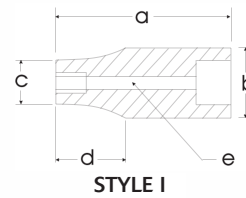
Part No.	Female	Male	Length
PA4-6	1/2"	3/4"	1 7/8"
PA7-6*	1"	3/4"	2 7/8"

* Due to the nature of the product these items are not warranted.

3/4" DRIVE SOCKETS & ATTACHMENTS

12 Point Standard Length

Hex Size	12 Point Part No.	Overall Length in. a	Drive End in. b	Hex End in. c	Taper Length in. d	Bolt Clearance in. e	
3/4"	HD24	1.97	1.42	1.18	0.87	0.67	Style I
13/16"	HD26	1.97	1.42	1.22	0.87	0.80	
7/8"	HD28	1.97	1.42	1.28	0.87	0.76	
15/16"	HD30	1.97	1.42	1.38	0.87	0.87	
1"	HD32	2.01	1.50	1.50	—	0.94	
1 1/16"	HD34	2.05	1.57	1.54	0.87	1.05	
1 1/8"	HD36	2.05	1.57	1.57	—	1.19	
1 3/16"	HD38	2.24	1.57	1.65	0.94	—	
1 1/4"	HD40	2.24	1.57	1.73	0.94	—	
1 5/16"	HD42	2.24	1.57	1.81	0.94	—	
1 3/8"	HD44	2.24	1.57	1.89	0.94	—	
1 7/16"	HD46	2.28	1.57	2.01	0.94	—	
1 1/2"	HD48	2.36	1.73	2.05	0.94	—	
1 9/16"	HD50	2.36	1.73	2.13	0.94	—	
1 5/8"	HD52	2.44	1.73	2.20	0.94	—	
1 11/16"	HD54	2.76	1.73	2.28	0.94	—	
1 3/4"	HD56	2.76	1.73	2.36	0.94	—	
1 13/16"	HD58	2.83	1.89	2.44	0.94	—	
1 7/8"	HD60	2.91	1.89	2.52	0.94	—	
1 15/16"	HD62	2.91	1.89	2.60	0.94	—	
2"	HD64	2.91	1.89	2.68	0.94	—	
2 1/16"	HD66	3.07	2.13	2.76	0.94	—	
2 1/8"	HD68	3.27	2.13	2.83	0.94	—	
2 3/16"	HD70	3.39	2.13	2.87	0.94	—	
2 1/4"	HD72	3.39	2.13	2.95	0.94	—	
2 5/16"	HD74	3.39	2.13	3.07	0.94	—	
2 3/8"	HD76	3.54	2.13	3.15	0.94	—	



Federal Spec. CDA 39-GP12b U.S. GGG-W-641E ANSI Spec. B1075

6 Point Deep Length



Size	6 Point Part No.	Overall Length in. a	Drive End in. b	Hex End in. c	Taper Length in. d	Bolt Clearance in. e
15/16"	RLH30	3.35	1.42	1.38	1.73	0.92
1"	RLH32	3.35	1.50	1.50	0.94	0.76
1 1/16"	RLH34	3.54	1.57	1.54	1.73	—
1 1/8"	RLH36	3.54	1.57	1.57	1.04	0.84
1 1/4"	RLH40	3.54	1.57	1.73	0.94	1.14
1 5/16"	RLH42	3.54	1.57	1.81	0.94	1.01
1 3/8"	RLH44	3.54	1.57	1.89	0.94	1.05
1 7/16"	RLH46	3.54	1.57	2.01	0.94	—
1 1/2"	RLH48	3.54	1.73	2.05	0.94	1.22
1 5/8"	RLH52	3.54	1.73	2.20	0.94	—

Note: NOT FOR IMPACT USE. All items on this page are for hand use only.

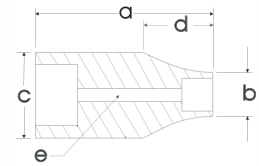
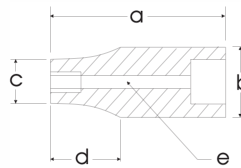
3/4" DRIVE SOCKETS & ATTACHMENTS

12 Point Standard Length

Hex Size	12 Point Part No.	Overall Length mm a	Drive End mm b	Hex End mm c	Taper Length mm d	Bolt Clearance mm e
24mm	M3424	51	36	34	—	—
25mm	M3425	51	35	36	16	—
26mm	M3426	51	36	37	16	—
27mm	M3427	51	36	38	22	—
28mm	M3428	51	36	39	22	—
29mm	M3429	51	38	40	22	—
30mm	M3430	54	38	42	24	—
32mm	M3432	56	38	44	26	—
35mm	M3435	58	42	48	26	—
36mm	M3436	58	42	50	28	—
38mm	M3438	58	45	52	28	—
41mm	M3441	64	45	56	30	—
42mm	M3442	64	45	57	30	—
46mm	M3446	68	47	62	34	—
50mm	M3450	72	48	68	36	—
54mm	M3454	74	48	72	38	—
55mm	M3455	76	48	74	40	—
58mm	M3458	78	48	78	40	—
60mm	M3460	78	48	80	42	—

Federal Spec. CDA 39-GP12b U.S. GGG-W-641E ANSI Spec. B107.5

Note: Not for impact use. Above items are for hand use only.



Axle Nut Sockets

Hex Size	Part No.	Description	Length, in.
2 ³ / ₃₂ "	AN1	6 point	3
2 ¹ / ₄ "	AN2	6 point	3
2 ³ / ₈ "	AN3	6 point	3
2 ¹ / ₂ "	AN4	6 point	3
2 ⁹ / ₁₆ "	AN5	6 point	3
2 ⁵ / ₈ "	AN6	6 point	3
2 ³ / ₄ "	AN7	6 point	3
2 ⁷ / ₈ "	AN8	6 point	3
3"	AN9	6 point	3
3 ¹ / ₄ "	AN10	6 point	3
3 ¹ / ₂ "	AN11	6 point	3
3 ⁷ / ₈ "	AN12	6 point	3
4"	AN13	6 point	3
4 ¹ / ₈ "	AN14	6 point	3
2 ⁹ / ₁₆ "	AN31	8 point	3
3"	AN32	8 point	3
3 ¹ / ₄ "	AN33	8 point	3
3 ⁷ / ₈ "	AN34	8 point	3
4 ⁷ / ₈ "	AN35	8 point	3
2 ³ / ₈ "	AN51*	6 point	3
2 ⁹ / ₁₆ "	AN52*	6 point	3

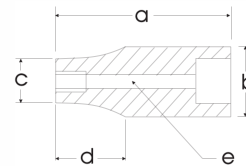
* Fits special "Rounded" hex nut as found on DANA axles.

3/4" DRIVE SOCKETS & ATTACHMENTS

6 Point Standard Length Impact - Black Industrial Finish

Hex Size	6 Point Part No.	Overall Length in. a	Drive End in. b	Hex End in. c	Taper Length in. d	Bolt Clearance in. e
9/16"	P2609	1.97	1.5	1	0.87	0.47
5/8"	P2610	1.97	1.5	1.08	0.87	0.51
11/16"	P2611	1.97	1.5	1.14	0.87	0.59
3/4"	P2612	1.97	1.5	1.18	0.87	0.67
13/16"	P2613	2.05	1.5	1.26	0.87	0.71
7/8"	P2614	2.05	1.5	1.34	0.87	0.79
15/16"	P2615	2.05	1.5	1.42	0.87	0.83
1"	P2632	2.05	1.5	1.57	—	0.91
1 1/16"	P2634	2.05	1.5	1.57	—	1.02
1 1/8"	P2636	2.05	1.65	1.65	—	1.02
1 3/16"	P2638	2.05	1.73	1.73	—	1.1
1 1/4"	P2640	2.05	1.73	1.73	—	1.18
1 5/16"	P2642	2.2	1.73	1.85	—	1.22
1 3/8"	P2644	2.2	1.73	1.97	—	1.3
1 7/16"	P2646	2.2	1.73	2	—	1.34
1 1/2"	P2648	2.2	1.73	2.09	—	1.42
1 9/16"	P2650	2.44	1.73	2.2	—	1.48
1 5/8"	P2652	2.44	1.73	2.28	—	1.54
1 11/16"	P2654	2.44	1.73	2.5	—	1.61
1 3/4"	P2656	2.44	1.73	2.56	—	1.67
1 13/16"	P2658	2.68	1.73	2.64	—	1.69
1 7/8"	P2660	2.68	1.73	2.68	—	1.75
1 15/16"	P2662	2.76	1.73	2.76	—	1.77
2"	P2664	2.83	2.13	1.8	—	1.81
2 1/16"	P2666	2.83	2.13	2.91	—	1.85
2 1/8"	P2668	2.83	2.13	3.03	—	1.93
2 3/16"	P2670	2.91	2.13	3.03	—	1.99
2 1/4"	P2672	2.91	2.13	3.15	—	1.05
2 5/16"	P2674	2.95	2.13	3.23	—	2.11
2 3/8"	P2676	2.95	2.13	3.31	—	2.17

Federal Spec. U.S. GGG-W-660A



8 Point Standard Length Impact - Black Industrial Finish

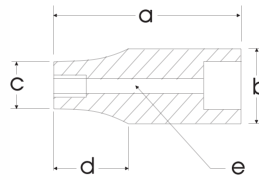
Hex Size	8 Point Part No.	Overall Length in. a	Drive End in. b	Hex End in. c	Taper Length in. d	Bolt Clearance in. e
3/4"	P6-824	2.05	1.6	1.60	—	0.67
13/16"	P6-826	2.05	1.6	1.60	—	0.71
7/8"	P6-828	2.05	1.73	1.76	—	0.79
15/16"	P6-830	2.05	1.73	1.76	—	0.83
1"	P6-832	2.12	1.73	2.00	—	0.91
1 1/16"	P6-834	2.20	1.73	2.08	—	1.02
1 1/8"	P6-836	2.27	1.73	2.27	—	1.02
1 3/16"	P6-838	2.35	1.73	2.36	—	1.1
1 1/4"	P6-840	2.35	1.73	2.36	—	1.18
1 5/16"	P6-842	2.43	1.73	2.50	—	1.22

Federal Spec. U.S. GGG-W-660A

3/4" DRIVE SOCKETS & ATTACHMENTS

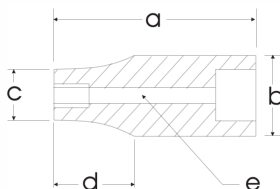
6 Point Deep Length Impact - Black Industrial Finish

Hex Size	6 Point Part No.	Overall Length in. a	Drive End in. b	Hex End in. c	Taper Length in. d	Bolt Clearance in. e
9/16	PL2609	3.25	1.6	1	0.75	0.6
5/8	PL2610	3.25	1.6	1.1	0.75	0.6
11/16	PL2611	3.25	1.6	1.1	0.75	0.6
3/4"	PL2612	3.35	1.5	1.18	1.73	0.67
13/16"	PL2613	3.35	1.5	1.26	1.73	0.71
7/8"	PL2614	3.35	1.5	1.34	1.73	0.79
15/16"	PL2615	3.35	1.5	1.42	1.73	0.83
1"	PL2632	3.35	1.5	1.57	—	0.91
1 1/16"	PL2634	3.35	1.5	1.57	—	1.04
1 1/8"	PL2636	3.35	1.65	1.65	—	1.06
1 3/16"	PL2638	3.35	1.73	1.73	—	1.1
1 1/4"	PL2640	3.35	1.73	1.73	—	1.18
1 5/16"	PL2642	3.35	1.73	1.85	—	1.22
1 3/8"	PL2644	3.35	1.73	1.97	—	1.3
1 7/16"	PL2646	3.35	1.73	2.01	—	1.36
1 1/2"	PL2648	3.74	1.73	2.09	—	1.42
1 9/16"	PL2650	3.74	1.73	2.2	—	1.48
1 5/8"	PL2652	3.74	1.73	2.28	—	1.54
1 11/16"	PL2654	3.74	1.73	2.5	—	1.61
1 3/4"	PL2656	3.74	1.73	2.56	—	1.67
1 13/16"	PL2658	3.74	1.73	2.64	—	1.69
1 7/8"	PL2660	3.74	1.73	2.68	—	1.75
1 15/16"	PL2662	3.74	1.73	2.76	—	1.77
2"	PL2664	3.74	2.13	2.80	—	1.81
2 1/16"	PL2666	3.90	2.13	2.90	—	2.50
2 1/8"	PL2668	3.90	2.13	3.03	—	2.50
2 3/16"	PL2670	3.90	2.13	3.03	—	2.50
2 1/4"	PL2672	3.90	2.13	3.14	—	2.60
2 5/16"	PL2674	4.10	2.13	3.14	—	2.60
2 3/8"	PL2676	4.10	2.13	3.35	—	2.60
2 7/16"	PL2678	4.10	2.13	3.35	—	2.70
2 1/2"	PL2680	4.10	2.13	3.35	—	2.70



6 Point Standard Length Impact - Black Industrial Finish

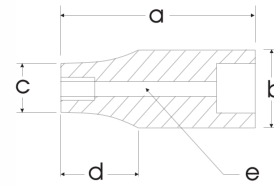
Hex Size	6 Point Part No.	Overall Length mm a	Drive End mm b	Hex End mm c	Taper Length mm d	Bolt Clearance mm e
17mm	MP3417H	50	38	28.5	22	15
18mm	MP3418H	52	38	29.5	24	16
19mm	MP3419H	52	38	30	24	17
20mm	MP3420H	52	38	31	24	18
21mm	MP3421H	52	38	32	24	19
22mm	MP3422H	52	38	34	24	20
23mm	MP3423H	52	38	35	24	21
24mm	MP3424H	52	38	36	24	22
25mm	MP3425H	52	38	38	24	23
26mm	MP3426H	52	38	38	—	24
27mm	MP3427H	52	40	40	—	25
28mm	MP3428H	52	42	42	—	26
29mm	MP3429H	52	42	42	—	27
30mm	MP3430H	52	44	44	—	28
31mm	MP3431H	52	44	44	—	29
32mm	MP3432H	52	44	48	—	30
33mm	MP3433H	56	44	49	—	30
34mm	MP3434H	56	44	50	—	30
35mm	MP3435H	56	44	51	—	30
36mm	MP3436H	56	44	53	—	32
38mm	MP3438H	56	44	55	—	32
40mm	MP3440H	58	44	57	—	36
41mm	MP3441H	58	44	59	—	37
42mm	MP3442H	58	44	61	—	38
43mm	MP3443H	63	44	63	—	39
46mm	MP3446H	63	44	67	—	42
50mm	MP3450H	72	54	71	—	45



3/4" DRIVE SOCKETS & ATTACHMENTS

6 Point Deep Length Impact - Black Industrial Finish

Hex Size	6 Point Part No.	Overall Length mm a	Drive End mm b	Hex End mm c	Taper Length mm d	Bolt Clearance mm e
19mm	MPD3419H	90	38	30	52	17
21mm	MPD3421H	90	38	32	52	19
22mm	MPD3422H	90	38	34	52	20
23mm	MPD3423H	90	38	35	52	21
24mm	MPD3424H	90	38	36	52	22
25mm	MPD3425H	90	38	38	—	23
26mm	MPD3426H	90	38	38	—	24
27mm	MPD3427H	90	40	40	—	25
30mm	MPD3430H	90	44	44	—	28
31mm	MPD3431H	90	44	44	—	29
32mm	MPD3432H	90	44	48	—	30
33mm	MPD3433H	90	44	49	—	30
34mm	MPD3434H	90	44	50	—	30
35mm	MPD3435H	90	44	51	—	30
36mm	MPD3436H	90	44	53	—	32
37mm	MPD3437H	90	44	53	—	32
38mm	MPD3438H	92	44	55	—	32
41mm	MPD3441H	92	44	59	—	37
43mm	MPD3443H	92	44	63	—	39
46mm	MPD3446H	92	44	67	—	42
50mm	MPD3450H	95	54	71	—	45



Lock Ring and Pin

Part No.	Description
PLR34	Locking Ring .140 x 1.687 O/D
PLP34	Locking Pin .185 x 1.45 long

Standard Length Hex Head Sockets Impact - Black Industrial Finish

Hex Size	Part No.	Overall Length in.	Replacement Bit Part No.	Replacement Bit Length, in.
9/16"	PB2618	4	PB2618-BIT	2
5/8"	PB2620	4	PB2620-BIT	2
3/4"	PB2624	4	PB2624-BIT	2
7/8"	PB2628	4	PB2628-BIT	2
1"	PB2632	4	PB2632-BIT	2



3/4" DRIVE SOCKETS & ATTACHMENTS



Standard Length Metric Hex Head Sockets Impact - Black Industrial Finish

Hex Size	Part No.	Overall Length mm	Replacement Bit Part No.	Replacement Bit Length, mm
14mm	PB2614M	100	78614	50
17mm	PB2617M	100	78617	50
19mm	PB2619M	100	78619	50
22mm	PB2622M	100	78622	50
24mm	PB2624M	100	78624	50



45205 5 Piece Adapter Set Impact - Black Industrial Finish

Part No.	Description	Length
PA2-4A	3/8" Female, 1/2" Male	0.85"
PA4-2A	1/2" Female, 3/8" Male	1.00"
PA4-6	1/2" Female, 3/4" Male	1.20"
PA6-4	3/4" Female, 1/2" Male	1.75"
PA6-7	3/4" Female, 1" Male	2.50"

Includes socket rail

3/4" DRIVE SOCKETS & ATTACHMENTS



45010 10 Piece 6 Point Standard SAE Impact Socket Set

Contains: 15/16", 1", 1 1/16", 1 1/8", 1 1/4", 1 5/16", 1 3/8", 1 7/16", 1 1/2", 1 5/8"

Includes 2 socket rails



45260 10 Piece 6 Point Deep SAE Impact Socket Set

Contains: 15/16", 1", 1 1/16", 1 1/8", 1 1/4", 1 5/16", 1 3/8", 1 7/16", 1 1/2", 1 5/8"

Includes 2 socket rails



45805 5 Piece SAE Hex Head Socket Set Impact - Black Industrial Finish

Contains 9/16", 5/8", 3/4", 7/8", 1"

Includes socket rail



46805 5 Piece Metric Hex Head Socket Set Impact - Black Industrial Finish

Contains: 14, 17, 19, 22, 24mm

Includes socket rail

3/4" DRIVE SOCKETS & ATTACHMENTS



45110 10 Piece 12 Point Standard SAE Socket Set

Contains: 15/16", 1", 1 1/16", 1 1/8", 1 1/4", 1 5/16", 1 3/8", 1 7/16", 1 1/2", 1 5/8"
Includes 2 socket rails



HD25 26 Piece 12 Point SAE Socket Set

Contains: 7/8", 15/16", 1", 1 1/16", 1 1/8", 1 3/16", 1 1/4", 1 5/16", 1 3/8", 1 7/16", 1 1/2", 1 5/8", 1 11/16", 1 3/4", 1 13/16", 1 7/8", 2", 2 3/16"
Includes: Reversible Ratchet Head, Handle, Flex Handle, Sliding T-Head, 15 1/2" Extension, 8" Extension, 4" Extension, Metal Box # 9119



HD15 15 Piece 12 Point SAE Socket Set

Contains: 7/8", 1", 1 1/16", 1 1/8", 1 1/4", 1 3/8", 1 7/16", 1 1/2", 1 5/8", 1 3/4"
Includes: Reversible Ratchet Head, Handle, Sliding T-Head, 8" Extension, Metal Box # 9101

MHD15 15 Piece 12 Point Metric Socket Set

Contains: 24, 25, 26, 27, 28, 29, 30, 32, 35, 36mm
Includes: Reversible Ratchet Head, Handle, Sliding T-Head, 8" Extension, Tool Box # 9101



1" DRIVE SOCKETS & ATTACHMENTS



Reversible Ratchet - Satin Chrome

Part No.	Description	Length
X101	Reversible Ratchet, 45 Tooth	24"

Federal Spec. U.S. GGG-W-641E ANSI Spec. B10710M



Flex Handle - Satin Chrome

Part No.	Description	Length
X106	Flex Handle	26"

Federal Spec. U.S. GGG-W-641E ANSI Spec. B10710M



Sliding T-bar - Satin Chrome

Part No.	Description	Length
X31-32	Sliding T-bar	22"

Federal Spec. U.S. GGG-W-641E ANSI Spec. B10710M



Extensions - Satin Chrome

Part No.	Description	Length
X8	Extension	8"
X9	Extension	17"

Federal Spec. U.S. GGG-W-641E ANSI Spec. B10710M



Extensions - Black Impact

Part No.	Description	Length
P5406	Extension	7"
P5410	Extension	10"
P5413	Extension	13"

1" DRIVE SOCKETS & ATTACHMENTS



Adapters - Chrome

Part No.	Female	Male	Length
4213*	1"	3/4"	25/8"
4211*	3/4"	1"	21/4"

Federal Spec. U.S. GGG-W-641E ANSI Spec. B107.10M



Universal Joint - Black Impact

Part No.	Female	Male	Length
P7-140A*	1"	1"	43/8"



Adapters - Black Impact

Part No.	Female	Male	Length
PA7-6*	1"	3/4"	27/8"
PA6-7	3/4"	1"	21/4"
PA7-8	1"	1 1/2"	3 1/4"
PA8-7*	1 1/2"	1"	3 1/4"



Budd Wheel Socket - Black Impact

Part No.	Description	Length
P5426S	13/16"	2 1/4"



4 Point Socket - Standard Length - Black Impact

Size	Part No.	Overall Length in.	Drive End in.	Hex End in.
3/4	7-424	2.25	2	1.6
13/16	7-426	2.25	2	1.65
7/8	7-428	2.25	2	1.75
1 1/16	7-434	2.37	2	2
1 1/8	7-436	2.37	2.15	2.25

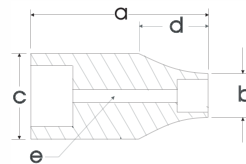
* Due to the nature of the product these items are not warranted.

1" DRIVE SOCKETS & ATTACHMENTS

12 Point Standard Length

Hex Size	12 Point Part No.	Overall Length in. a	Drive End in. b	Hex End in. c	Taper Length in. d	Bolt Clearance in. e
17/16"	X46	2.50	1.75	2.00	1.00	thru
1 1/2"	X48	2.56	1.75	2.12	1.00	thru
1 5/8"	X52	2.68	1.75	2.25	1.87	thru
1 11/16"	X54	2.75	1.93	2.37	1.87	thru
1 3/4"	X56	2.81	1.93	2.50	1.87	thru
1 13/16"	X58	2.93	1.93	2.56	1.87	thru
1 7/8"	X60	3.00	2.25	2.62	.87	thru
2"	X64	3.00	2.25	2.75	.93	thru
2 1/16"	X66	3.00	2.25	2.84	1.00	thru
2 1/8"	X68	3.00	2.25	2.93	1.12	thru
2 3/16"	X70	3.12	2.25	3.00	1.00	thru
2 1/4"	X72	3.18	2.25	3.12	1.00	thru
2 5/16"	X74	3.25	2.25	3.18	1.50	thru
2 3/8"	X76	3.31	2.25	3.25	1.12	thru
2 7/16"	X78	3.37	2.25	3.31	1.18	thru
2 1/2"	X80	3.50	2.25	3.37	1.25	thru
2 9/16"	X82	3.50	2.25	3.37	1.25	thru
2 5/8"	X84	3.50	2.25	3.50	1.25	thru
2 3/4"	X88	3.68	2.68	3.68	1.25	thru
2 15/16"	X94	3.87	2.68	3.93	1.37	thru
3"	X96	4.00	2.68	4.00	1.37	thru
3 1/8"	X100	4.00	2.68	4.18	1.37	thru

Federal Spec. CDA 39-GP-12b U.S. GGG-W 641E ANSI Spec. B107.10M



12 Point Standard Length

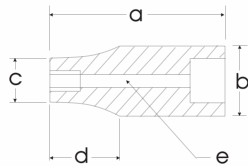
Hex Size	12 Point Part No.	Overall Length mm a	Drive End mm b	Hex End mm c	Taper Length mm d	Bolt Clearance mm e
46mm	MX46	75	49	65	30	thru
50mm	MX50	76	57	70	24	thru
54mm	MX54	76	57	75	29	thru
55mm	MX55	79	57	76	25	thru
60mm	MX60	84	57	83	29	thru
65mm	MX65	89	57	86	32	thru
70mm	MX70	94	68	94	32	thru
75mm	MX75	102	68	102	35	thru

Federal Spec. CDA 39-GP-12b U.S. GGG-W 641E.

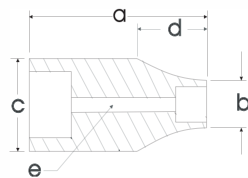
Note: NOT FOR IMPACT USE. All items on this page are for hand use only.

1" DRIVE SOCKETS & ATTACHMENTS

6 Point Standard Length - Impact Black Industrial Finish



STYLE I



STYLE II

	Hex Size	6 Point Part No.	Overall Length in. a	Drive End in. b	Hex End in. c	Taper Length in. d	Bolt Clearance in. e
Style I	3/4"	7-624	2.28	2.01	1.42	0.91	0.53
	13/16"	7-626	2.28	2.01	1.50	0.91	0.59
	7/8"	7-628	2.28	2.01	1.54	0.91	0.59
	15/16"	7-630	2.28	2.01	1.57	0.91	0.66
	1"	7-632	2.28	2.01	1.65	0.91	0.66
	1 1/16"	7-634	2.28	2.01	1.73	0.91	0.69
	1 1/8"	7-636	2.28	2.01	1.81	0.91	0.78
	1 3/16"	7-638	2.36	2.01	1.89	0.98	0.80
	1 1/4"	7-640	2.36	2.01	2.01	—	0.81
	1 5/16"	7-642	2.44	2.05	2.09	—	0.94
1 3/8"	7-644	2.44	2.05	2.13	—	0.94	
1 7/16"	7-646	2.44	2.05	2.20	—	1.00	
1 1/2"	7-648	2.44	2.05	2.28	—	1.06	
1 9/16"	7-650	2.44	2.05	2.36	—	1.06	
1 5/8"	7-652	2.44	2.05	2.42	—	1.13	
1 11/16"	7-654	2.52	2.05	2.56	—	1.19	
1 3/4"	7-656	2.52	2.28	2.60	—	1.19	
1 13/16"	7-658	2.52	2.28	2.68	—	1.25	
1 7/8"	7-660	2.60	2.28	2.76	—	1.31	
1 15/16"	7-662	2.68	2.28	2.83	—	1.37	
2"	7-664	2.76	2.28	2.91	—	1.37	
2 1/16"	7-666	2.76	2.28	2.95	—	1.44	
2 1/8"	7-668	2.76	2.28	3.07	—	1.50	
2 3/16"	7-670	2.83	2.44	3.15	—	1.50	
2 1/4"	7-672	2.95	2.44	3.31	—	1.56	
2 5/16"	7-674	2.95	2.44	3.39	—	1.56	
2 3/8"	7-676	3.07	2.44	3.43	—	1.56	
2 7/16"	7-678	3.07	2.44	3.50	—	1.69	
2 1/2"	7-680	3.15	2.44	3.58	—	1.75	
2 9/16"	7-682	3.15	2.44	3.66	—	1.75	
2 5/8"	7-684	3.23	2.44	3.74	—	1.81	
2 11/16"	7-686	3.23	2.44	3.82	—	1.87	
2 3/4"	7-688	3.35	2.44	3.86	—	1.87	
2 13/16"	7-690	3.43	2.44	3.94	—	1.94	
2 7/8"	7-692	3.43	2.44	4.02	—	1.94	
2 15/16"	7-694	3.74	3.39	4.09	—	1.94	
3"	7-696	3.86	3.39	4.17	—	2.22	
3 1/8"	7-6100	3.94	3.39	4.29	—	2.22	
3 1/4"	7-6104	3.94	3.39	4.45	—	2.31	
3 3/8"	7-6108	3.94	3.39	4.53	—	2.37	
3 1/2"	7-6112	4.13	3.39	4.92	—	2.37	
3 5/8"	7-6116	4.13	3.39	5.00	—	2.56	
3 3/4"	7-6120	4.13	3.39	5.12	—	3.52	
3 7/8"	7-6124	4.13	3.74	5.35	—	2.63	
4"	7-6128	4.13	3.74	5.51	—	2.85	
4 1/8"	7-6132	4.13	3.74	5.63	—	2.85	
4 1/4"	7-6136	4.13	3.74	5.75	—	2.85	
4 1/2"	7-6144	4.13	3.74	5.98	—	3.09	

Federal Spec. U.S. GGG-W-660 ANSI Spec. B1072-1975

1" DRIVE SOCKETS & ATTACHMENTS



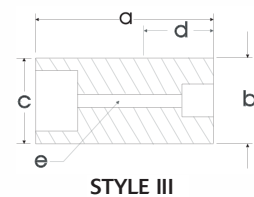
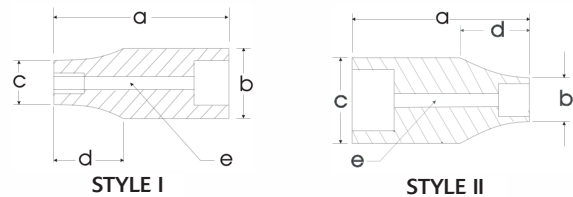
6 Point Deep Length - Impact Black Industrial Finish

Hex Size	6 Point Part No.	Overall Length in. a	Drive End in. b	Hex End in. c	Taper Length in. d	Bolt Clearance in. e	
7/8"	17-628	2.33	2.01	1.54	0.85	0.79	Style I
15/16"	17-630	3.54	2.01	1.57	1.60	0.87	
1"	17-632	3.54	2.01	1.65	1.60	0.91	
1 1/16"	17-634	3.54	2.01	1.73	1.60	0.98	
1 1/8"	17-636	3.54	2.01	1.81	1.60	1.02	
1 3/16"	17-638	3.54	2.01	1.89	1.60	1.1	
1 1/4"	17-640	3.54	2.01	2.01	—	1.18	
1 5/16"	17-642	3.54	2.05	2.09	—	1.22	
1 3/8"	17-644	3.54	2.05	2.13	0.93	1.3	
1 7/16"	17-646	3.54	2.05	2.2	0.94	1.42	
1 1/2"	17-648	3.62	2.05	2.28	1.05	1.42	
1 9/16"	17-650	3.62	2.05	2.36	1.05	1.48	
1 5/8"	17-652	3.62	2.05	2.42	1.08	1.54	
1 11/16"	17-654	3.62	2.05	2.56	1.08	1.61	
1 3/4"	17-656	3.62	2.28	2.6	1.08	1.67	
1 13/16"	17-658	3.62	2.28	2.68	1.08	1.69	
1 7/8"	17-660	3.62	2.28	2.76	1.08	1.75	
1 15/16"	17-662	3.62	2.28	2.83	1.15	1.77	
2"	17-664	3.74	2.28	2.91	1.15	1.81	
2 1/16"	17-666	3.74	2.28	2.95	1.06	1.85	
2 1/8"	17-668	3.94	2.28	3.07	1.06	1.93	
2 3/16"	17-670	3.94	2.44	3.15	1.06	1.99	
2 1/4"	17-672	3.94	2.44	3.31	1.06	2.05	
2 5/16"	17-674	4.13	2.44	3.39	1.08	2.11	
2 3/8"	17-676	4.13	2.44	3.43	1.08	2.17	
2 7/16"	17-678	4.33	2.44	3.5	1.08	2.24	
2 1/2"	17-680	4.33	2.44	3.58	1.08	2.3	
2 9/16"	17-682	4.72	2.44	3.66	1.08	2.36	
2 5/8"	17-684	4.72	2.44	3.74	1.08	2.42	
2 3/4"	17-688	4.88	2.44	3.86	1.20	2.56	
							Style II

6 Point Standard Length - Impact Black Industrial Finish

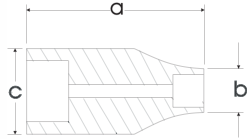
Hex Size	6 Point Part No.	Overall Length mm a	Drive End mm b	Hex End mm c	Taper Length mm d	Bolt Clearance mm e	
19mm	XP19H	58	51	36	23	17	Style I
22mm	XP22H	58	51	39	23	20	
24mm	XP24H	58	51	40	23	22	
26mm	XP26H	58	51	42.5	23	24	
27mm	XP27H	58	51	44	23	25	
28mm	XP28H	58	51	45	23	26	
29mm	XP29H	60	51	46	25	27	
30mm	XP30H	60	51	48	25	28	
32mm	XP32H	60	51	51	—	30	
33mm	XP33H	62	53	53	—	30	
35mm	XP35H	62	53	54	—	30	
36mm	XP36H	62	53	56	—	32	
38mm	XP38H	62	53	58	—	32	
41mm	XP41H	62	53	61.5	—	37	
46mm	XP46H	64	54	68	—	42	
50mm	XP50H	70	54	73	—	45	
54mm	XP54H	70	54	78	—	50	
55mm	XP55H	72	54	79	—	50	
58mm	XP58H	75	54	84	—	53	
60mm	XP60H	78	54	87	—	55	
65mm	XP65H	80	54	93	—	60	
70mm	XP70H	85	54	98	—	65	
75mm	XP75H	98	86	104	—	70	
80mm	XP80H	100	86	109	—	75	
85mm	XP85H	100	115	86	—	75	
90mm	XP90H	105	125	86	—	80	
95mm	XP95H	105	130	86	—	85	
105mm	XP105H	105	143	95	—	90	
110mm	XP110H	105	147	95	—	95	
115mm	XP115H	105	152	95	—	80	
							Style III

Federal Spec. U.S. GGG-W-660A ANSI Spec. B107.2-1975



Federal Spec. U.S. GGG-W-660A ANSI Spec. B107.2-1975

1" DRIVE SOCKETS & ATTACHMENTS



8 Point Standard Length Double Square Impact - Black Industrial Finish

Hex Size	8 Point Part No.	Overall Length in. a	Drive End in. b	Hex End in. c
1 5/8"	7-652S	2.99	2.28	3.07
1 11/16"	7-654S	3.07	2.44	3.31
1 3/4"	7-656S	3.07	2.44	3.31
1 13/16"	7-658S	3.15	2.44	3.39
1 7/8"	7-660S	3.35	2.44	3.46
2"	7-664S	3.35	2.44	3.62

Lock Ring and Pin

Part No.	Description	
PLR100	Locking Ring	.210 x 2.150" O/D
PLP100	Locking Pin	.185 x 1.90" long

Federal Spec. U.S. GGG-W-660 ANSI Spec. B1072-1975



XH25 24 Piece 12 Point Standard SAE Socket Set

Contains: 1 7/16", 1 1/2", 1 5/8", 1 11/16", 1 13/16", 1 7/8", 2", 2 3/16", 2 1/4", 2 5/16", 2 3/8", 2 7/16", 2 1/2", 2 9/16", 2 5/8", 2 3/4", 3"

Includes: 8" Extension, 17" Extension, Sliding "T" Handle, Reversible Ratchet, Flex Handle, Adapter 3/4" female 1" male, Metal Box # 9104

1 1/2" DRIVE SOCKETS & ATTACHMENTS



Impact Extensions - Black Finish

Part No.	Description	Square Female	Square Male	Length
P8-108	Impact Extension	1 1/2"	1 1/2"	8"



Universal Joint Impact - Black Finish

Part No.	Description	Square Female	Square Male	Length
P8-140A	Universal Joint	1 1/2"	1 1/2"	6"



Adapters Impact - Black Finish

Part No.	Description	Square Female	Square Male	Length
PA7-8	Adapter	1"	1 1/2"	3 1/4"
PA8-7	Adapter	1 1/2"	1"	3 1/4"

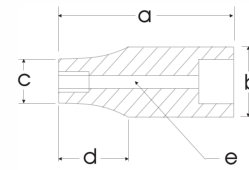
1 1/2" DRIVE SOCKETS & ATTACHMENTS

6 Point Standard Length - Impact Black Industrial Finish

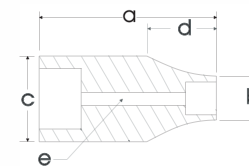
Hex Size	6 Point Part No.	Overall Length in. a	Drive End in. b	Hex End in. c	Taper Length in. d	Bolt Clearance in. e
1 5/16"	8-642	3.07	3.39	2.36	1.93	1.22
1 3/8"	8-644	3.07	3.39	2.44	1.75	1.3
1 7/16"	8-646	3.07	3.39	2.52	1.65	1.34
1 1/2"	8-648	3.07	3.39	2.6	1.52	1.42
1 9/16"	8-650	3.07	3.39	2.68	1.38	1.48
1 5/8"	8-652	3.15	3.39	2.76	1.24	1.54
1 11/16"	8-654	3.15	3.39	2.8	1.17	1.61
1 3/4"	8-656	3.31	3.39	2.95	0.9	1.67
1 13/16"	8-658	3.31	3.39	2.99	0.83	1.69
1 7/8"	8-660	3.31	3.39	3.07	0.69	1.75
1 15/16"	8-662	3.43	3.39	3.15	0.55	1.77
2"	8-664	3.43	3.39	3.23	0.42	1.81
2 1/16"	8-666	3.43	3.39	3.27	0.35	1.85
2 1/8"	8-668	3.54	3.39	3.39	—	2.13
2 3/16"	8-670	3.54	3.39	3.39	—	2.13
2 1/4"	8-672	3.62	3.39	3.39	—	2.13
2 5/16"	8-674	3.62	3.39	3.62	—	2.13
2 3/8"	8-676	3.62	3.39	3.66	—	2.17
2 7/16"	8-678	3.74	3.39	3.78	—	2.24
2 1/2"	8-680	3.74	3.39	3.82	—	2.3
2 9/16"	8-682	3.74	3.39	3.82	—	2.36
2 5/8"	8-684	3.94	3.39	4.06	—	2.42
2 11/16"	8-686	3.94	3.39	4.09	—	2.48
2 3/4"	8-688	3.94	3.39	4.13	—	2.56
2 13/16"	8-690	4.06	3.39	4.25	—	2.6
2 7/8"	8-692	4.06	3.39	4.25	—	2.68
2 15/16"	8-694	4.06	3.39	4.33	—	2.76
3"	8-696	4.06	3.39	4.33	—	2.8
3 1/16"	8-698	4.33	3.39	4.53	—	2.85
3 1/8"	8-6100	4.33	3.39	4.57	—	2.91
3 3/16"	8-6102	4.33	3.39	4.92	—	2.99
3 1/4"	8-6104	4.33	3.39	4.92	—	3.05
3 5/16"	8-6106	4.65	3.39	4.92	—	3.11
3 3/8"	8-6108	4.65	3.39	4.92	—	3.17
3 7/16"	8-6110	4.65	3.39	5.04	—	3.23
3 1/2"	8-6112	4.65	3.39	5.12	—	3.31
3 9/16"	8-6114	4.65	3.39	5.12	—	3.37
3 5/8"	8-6116	4.65	3.39	5.12	—	3.43
3 11/16"	8-6118	4.65	3.39	5.12	—	3.48
3 3/4"	8-6120	4.65	3.74	5.39	—	3.54
3 13/16"	8-6122	4.92	3.74	5.51	—	3.62
3 7/8"	8-6124	4.92	3.74	5.51	—	3.68
3 15/16"	8-6126	4.92	3.74	5.51	—	3.74
4"	8-6128	4.92	3.74	5.51	—	3.74
4 1/16"	8-6130	4.92	3.74	5.75	—	3.86
4 1/8"	8-6132	4.92	3.74	5.91	—	3.94
4 3/16"	8-6134	4.92	3.74	5.91	—	3.98
4 1/4"	8-6136	4.92	3.74	5.91	—	4.06
4 5/16"	8-6138	4.92	3.74	6.14	—	4.13
4 3/8"	8-6140	4.92	3.74	6.3	—	4.13
4 7/16"	8-6142	4.92	3.74	6.3	—	4.17
4 1/2"	8-6144	5.31	3.74	6.3	—	4.33
4 5/8"	8-6148	5.31	3.74	6.5	—	4.41
4 3/4"	8-6152	5.31	3.74	6.61	—	4.53
4 15/16"	8-6158	6.5	3.25	1.7	1.62	3.5

Style I

Style II



STYLE I



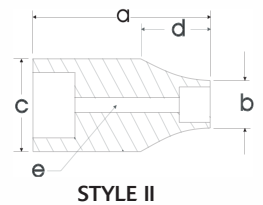
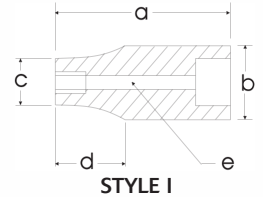
STYLE II

Federal Spec. U.S. GGG-W-660A ANSI Spec. B107.2

1 1/2" DRIVE SOCKETS & ATTACHMENTS

6 Point Deep Length - Impact Black Industrial Finish

	Hex Size	6 Point Part No.	Overall Length in. a	Drive End in. b	Hex End in. c	Taper Length in. d	Bolt Clearance in. e
Style I	15/16"	8-642L	4.50	3.25	2.37	1.25	1.09
	13/8"	8-644L	4.53	3.38	2.52	2.4	1.3
	17/16"	8-646L	4.53	3.38	2.64	2.4	1.38
	1 1/2"	8-648L	4.53	3.38	2.68	2.4	1.42
	15/8"	8-652L	4.53	3.38	2.83	2.4	1.54
	111/16"	8-654L	4.53	3.38	2.91	2.4	1.57
	13/4"	8-656L	4.53	3.38	2.95	2.4	1.65
	113/16"	8-658L	4.53	3.38	3.07	2.4	1.69
	17/8"	8-660L	4.53	3.38	3.15	2.4	1.73
	151/16"	8-662L	4.53	3.38	3.19	2.4	1.77
	2"	8-664L	5.31	3.38	3.27	3.19	1.77
Style II	21/16"	8-666L	5.51	3.38	3.31	3.39	1.85
	21/8"	8-668L	5.51	3.38	3.39	—	1.93
	23/16"	8-670L	5.51	3.38	3.46	—	2.01
	21/4"	8-672L	5.91	3.38	3.54	—	2.05
	25/16"	8-674L	5.91	3.38	3.62	—	2.13
	23/8"	8-676L	5.91	3.38	3.7	—	2.17
	27/16"	8-678L	5.91	3.38	3.78	—	2.24
	21/2"	8-680L	5.91	3.38	3.86	—	2.28
	29/16"	8-682L	5.91	3.38	3.94	—	2.36
	25/8"	8-684L	5.91	3.38	4.02	—	2.4
	211/16"	8-686L	5.91	3.38	4.09	—	2.48
	23/4"	8-688L	6.3	3.38	4.17	—	2.56
	213/16"	8-690L	6.3	3.38	4.25	—	2.6
	27/8"	8-692L	6.3	3.38	4.29	—	2.68
	215/16"	8-694L	6.69	3.38	4.49	—	2.76
	3"	8-696L	6.69	3.38	4.49	—	2.8
	31/16"	8-698L	6.69	3.38	4.57	—	2.87
	31/8"	8-6100L	6.69	3.38	4.65	—	2.93
	33/16"	8-6102L	6.69	3.38	4.92	—	3
	31/4"	8-6104L	6.69	3.38	4.92	—	3.05
	35/16"	8-6106L	6.69	3.38	4.92	—	3.11
	33/8"	8-6108L	6.69	3.38	4.92	—	3.17
	37/16"	8-6110L	6.69	3.38	5.04	—	3.23
	31/2"	8-6112L	6.69	3.38	5.12	—	3.31
	39/16"	8-6114L	6.69	3.38	5.12	—	3.37
	35/8"	8-6116L	6.69	3.38	5.12	—	3.43
	311/16"	8-6118L	6.69	3.38	5.12	—	3.48
	33/4"	8-6120L	7.09	3.74	5.39	—	3.54
	313/16"	8-6122L	7.09	3.74	5.51	—	3.62
	37/8"	8-6124L	7.09	3.74	5.51	—	3.68
	315/16"	8-6126L	7.48	3.74	5.51	—	3.74
	4"	8-6128L	7.48	3.74	5.51	—	3.74
	41/16"	8-6130L	7.48	3.74	5.75	—	3.86
	43/16"	8-6134L	7.48	3.74	5.91	—	3.98
41/4"	8-6136L	7.48	3.74	5.91	—	4.06	
45/16"	8-6138L	7.87	3.74	6.14	—	4.13	
43/8"	8-6140L	7.87	3.74	6.3	—	4.13	
41/2"	8-6144L	8.27	3.74	6.3	—	4.33	
45/8"	8-6148L	8.27	3.74	6.5	—	4.41	
43/4"	8-6152L	8.27	3.74	6.61	—	4.53	



Lock Ring and Pin

Part No.	Description	
PLR150	Locking Ring	.210 x 3.3" O/D
PLP150	Locking Pin	.250 x 2.90" long

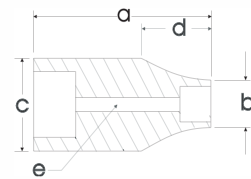
Federal Spec. U.S. GGG-W-660A ANSI Spec. B107.2

2 1/2" DRIVE SOCKETS & ATTACHMENTS

6 Point Standard Length - Impact Black Industrial Finish

Hex Size	6 Point Part No.	Overall Length in. a	Drive End in. b	Hex End in. c	Taper Length in. d	Bolt Clearance in. e
1 3/4"	9-656	4.50	5.00	3.12	1.81	1.37
1 7/8"	9-660	4.50	5.00	3.31	1.81	1.50
2"	9-664	4.75	5.00	3.46	1.81	1.50
2 1/8"	9-668	4.75	5.00	3.59	1.81	1.62
2 1/4"	9-672	4.75	5.00	3.75	1.81	1.75
2 3/8"	9-676	5.00	5.00	3.93	1.81	1.75
2 5/8"	9-684	5.00	5.00	4.25	1.81	1.87
2 3/4"	9-688	5.00	5.00	4.43	1.81	2.00
2 15/16"	9-694	5.00	5.00	4.62	1.81	2.12
3"	9-696	5.25	5.00	4.75	1.81	2.25
3 1/8"	9-6100	5.25	5.00	4.96	1.81	2.25
3 1/4"	9-6104	5.25	5.00	5.06	1.81	2.37
3 3/8"	9-6108	5.25	5.00	5.18	1.81	2.37
3 7/16"	9-6110	5.50	5.00	5.25	1.81	2.50
3 1/2"	9-6112	5.50	5.00	5.37	1.81	2.50
3 5/8"	9-6116	5.75	5.00	5.50	1.81	2.62
3 3/4"	9-6120	5.75	5.00	5.68	1.81	2.75
3 7/8"	9-6124	6.00	5.00	5.68	1.81	2.75
4"	9-6128	6.00	5.00	6.00	1.81	3.00
4 1/8"	9-6132	6.25	5.00	6.12	1.81	3.00
4 1/4"	9-6136	6.50	5.00	6.25	1.81	3.00
4 3/8"	9-6140	6.75	5.00	6.50	1.81	3.25
4 1/2"	9-6144	7.00	5.00	6.62	1.81	3.25
4 5/8"	9-6148	7.00	5.00	6.75	1.81	3.25
4 3/4"	9-6152	7.25	5.00	6.90	1.81	3.50
4 7/8"	9-6156	7.50	5.00	7.00	1.81	3.50
5"	9-6160	7.75	5.00	7.25	1.81	3.50
5 1/8"	9-6164	7.75	5.00	7.43	1.81	3.75
5 1/4"	9-6168	7.75	5.00	7.56	1.81	3.75
5 1/2"	9-6176	8.00	5.00	8.00	1.81	4.00
5 5/8"	9-6180	8.00	5.00	8.25	1.81	4.00
5 3/4"	9-6184	8.00	5.00	8.50	1.81	4.00
6 1/2"	9-6208	8.50	5.00	9.50	1.81	4.50
6 7/8"	9-6220	8.50	5.00	10.00	1.81	4.75
7 1/4"	9-6232	9.00	5.00	10.50	1.81	5.00
7 5/8"	9-6244	9.00	5.00	11.50	1.81	5.25
8"	9-6256	9.25	5.00	11.50	1.81	5.50

Style II



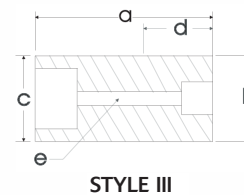
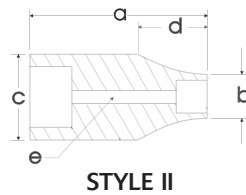
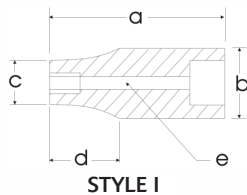
STYLE II

Federal Spec. U.S. GGG-W-660A ANSI Spec. B107.2

2 1/2" DRIVE SOCKETS & ATTACHMENTS

6 Point - Deep Length - Impact Black Industrial Finish

Hex Size	6 Point Part No.	Overall Length in. a	Drive End in. b	Hex End in. c	Taper Length in. d	Bolt Clearance in. e
37/16"	9-6110L	7.75	5.00	5.25	.81	2.50
3 1/2"	9-6112L	7.75	5.00	5.37	.81	2.50
3 5/8"	9-6116L	8.00	5.00	5.50	.81	2.62
3 3/4"	9-6120L	8.00	5.00	5.68	.81	2.75
3 7/8"	9-6124L	8.25	5.00	5.90	.81	2.75
4"	9-6128L	8.25	5.00	6.00	.81	3.00
4 1/8"	9-6132L	8.50	5.00	6.12	.81	3.00
4 1/4"	9-6136L	8.75	5.00	6.25	.81	3.00
4 3/8"	9-6140L	8.75	5.00	6.50	.81	3.25
4 1/2"	9-6144L	9.00	5.00	6.62	.81	3.25
4 5/8"	9-6148L	9.00	5.00	6.75	.81	3.25
4 3/4"	9-6152L	9.25	5.00	6.87	.81	3.50
4 7/8"	9-6156L	9.50	5.00	7.00	.81	3.50
5"	9-6160L	9.75	5.00	7.25	.81	3.50



5 Spline Drive Standard Length Impact - Black Industrial Finish



Hex Size	6 Point Part No.	Overall Length in. a	Drive End in. b	Hex End in. c	Taper Length in. d	Bolt Clearance in. e	
1 1/8"	9-036	3.15	2.17	1.89	1.38	1.06	I
1 1/4"	9-040	3.15	2.17	2.17	—	1.18	II
1 5/16"	9-042	3.15	2.17	2.17	—	1.26	II
1 7/16"	9-046	3.15	2.17	2.36	0.94	1.34	Style III
1 1/2"	9-048	3.15	2.17	2.36	0.94	1.42	
1 5/8"	9-052	3.15	2.17	2.64	1.04	1.54	
1 11/16"	9-054	3.15	2.17	2.64	1.04	1.54	
1 13/16"	9-058	3.86	2.56	2.87	1.18	1.73	
1 7/8"	9-060	3.86	2.56	2.87	1.18	1.77	
2"	9-064	3.86	2.56	3.11	1.18	1.81	
2 1/8"	9-068	3.86	2.56	3.11	1.18	1.93	
2 3/16"	9-070	3.86	2.56	3.27	1.18	1.99	
2 1/4"	9-072	4.17	2.56	3.39	1.18	2.05	
2 5/16"	9-074	4.17	2.56	3.39	1.18	2.11	
2 3/8"	9-076	4.17	2.56	3.39	1.18	2.17	
2 9/16"	9-082	4.61	3.39	3.90	1.18	2.36	
2 3/4"	9-088	4.61	3.39	3.90	1.18	2.56	

WRENCHES



The highest standard. Yours.



GRAY TOOLS



FEATURES & BENEFITS

- Professional industrial grade quality.
- Three finishes to suit your needs: polished mirror chrome, satin chrome and black oxide.
- One of the largest hex size selection available anywhere in North America from 1/4" to 4".
- Utilize only the highest quality stainless and alloy steels.
- Round shank designs deliver easier gripping and superior pulling power.
- Product range includes unique wrenches such as strike-free and striking face for heavy-duty industries such as mining, oil and gas.

Combination Wrenches	154
Open End Wrenches	161
Flare Nut Wrenches	163
Box End Wrenches	164
Ratcheting Box Wrenches	165
Geared Wrenches	167
Crowfoot Wrenches	171
Adjustable Wrenches	174
Pipe Wrenches	175
Structural Wrenches	175
Spanner Wrenches	176
Striking-Face Wrenches	177
Strike-Free Wrenches	179
Torque Wrenches	181

WRENCHES



12 Pt Mirror Chrome Finish



6 Pt Mirror Chrome Finish


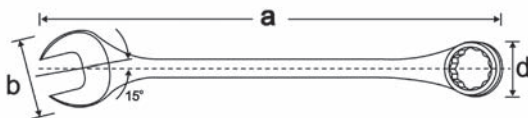


12 Pt Black Oxide Finish

6 & 12 Point SAE Combination Wrenches - 15° Offset

Hex Size	12 Point Mirror Chrome Part No.	6 Point Mirror Chrome Part No.	12 Point Black Oxide Part No.	Overall Length in. a	Head Width in. b	Head Thickness in. c	Box End Width in. d	Box End Thickness in. e	Weight lbs.
1/4"	3108	3208	—	5.00	.60	.17	.42	.23	.06
5/16"	3110	3210	3110B	5.50	.70	.18	.54	.25	.06
11/32"	3111	3211	—	5.50	.70	.19	.54	.28	.06
3/8"	3112	3212	3112B	6.00	.79	.20	.59	.30	.08
7/16"	3114	3214	3114B	6.50	.92	.23	.69	.33	.12
1/2"	3116	3216	3116B	7.00	1.09	.25	.76	.36	.16
9/16"	3118	3218	3118B	7.50	1.20	.28	.84	.35	.21
5/8"	3120	3220	3120B	8.06	1.32	.29	.93	.41	.25
11/16"	3122	3222	3122B	8.87	1.45	.31	1.03	.42	.33
3/4"	3124	3224	3124B	9.75	1.57	.33	1.09	.45	.41
13/16"	3126	3226	3126B	10.62	1.68	.35	1.19	.46	.56
7/8"	3128	3228	3128B	11.50	1.79	.38	1.31	.48	.67
15/16"	3130	3230	3130B	12.37	1.90	.41	1.39	.51	.75
1"	3132	—	3132B	13.25	2.01	.44	1.50	.55	.92
1 1/16"	3134	—	3134B	14.12	2.14	.47	1.61	.58	1.14
1 1/8"	3136	—	3136B	15.37	2.26	.50	1.69	.61	1.23
1 3/16"	3138	—	3138B	15.12	2.26	.50	1.86	.61	1.60
1 1/4"	3140	—	3140B	16.75	2.51	.48	1.86	.70	1.70
1 5/16"	3142	—	3142B	17.63	2.64	.52	1.96	.73	2.03

Federal Spec. CDA 39-G-11b Type 2. U.S. GGG-W-636E Type 3. ANSI B107.6 AS954


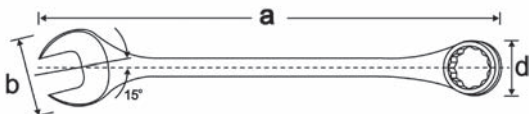




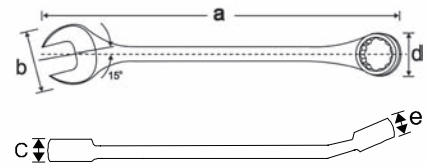
12 Point SAE Round Shank Large Combination Wrenches - 10° Offset

Hex Size	12 Point Satin Chrome Part No.	12 Point Black Oxide Part No.	Overall Length in. a	Head Width in. b	Head Depth in. c	Box End Dia. in. d	Box End Depth in. e	Weight lbs.
1 3/8"	3144*	3144B*	18.50	2.77	.53	2.02	.77	2.49
1 7/16"	3146*	3146B*	19.38	2.89	.55	2.13	.78	3.04
1 1/2"	3148*	3148B*	20.25	3.02	.56	2.17	.80	3.57
1 9/16"	3150	3150B	24.00	3.62	.81	2.50	1.06	6.0
1 5/8"	3152	3152B	24.00	3.62	.81	2.50	1.06	6.0
1 11/16"	3154	3154B	24.00	3.62	.81	2.50	1.06	6.0
1 3/4"	3156	3156B	24.00	3.62	.81	2.50	1.06	6.0
1 13/16"	3158	3158B	28.00	4.00	.87	2.93	1.18	8.0
1 7/8"	3160	3160B	28.00	4.00	.87	2.93	1.18	8.0
1 15/16"	3162	3162B	28.00	4.00	.87	2.93	1.18	8.0
2"	3164	3164B	28.00	4.00	.87	2.93	1.18	8.0
2 1/16"	3166	3166B	30.00	4.50	1.00	3.25	1.56	13.0
2 1/8"	3168	3168B	30.00	4.50	1.00	3.25	1.56	13.0
2 3/16"	3170	3170B	30.00	4.50	1.00	3.25	1.56	13.0
2 1/4"	3172	3172B	30.00	4.50	1.00	3.25	1.56	13.0
2 5/16"	3174	3174B	30.50	4.50	1.00	3.50	1.56	13.0
2 3/8"	3176	3176B	30.50	4.50	1.00	3.50	1.56	13.0
2 7/16"	3178	3178B	30.50	4.50	1.00	3.50	1.56	13.0
2 1/2"	3180	3180B	30.50	4.50	1.00	3.50	1.56	13.0
2 9/16"	3182	3182B	31.00	5.50	1.12	4.25	1.68	18.0
2 5/8"	3184	3184B	31.50	5.50	1.12	4.25	1.68	18.0
2 11/16"	3186	3186B	32.00	5.50	1.12	4.25	1.68	18.0
2 3/4"	3188	3188B	32.50	5.50	1.12	4.25	1.68	18.0
2 13/16"	3190	3190B	33.00	5.50	1.12	4.25	1.68	18.0
2 7/8"	3192	3192B	33.50	5.50	1.18	4.75	1.68	18.4
2 15/16"	3194	3194B	34.00	5.50	1.18	4.75	1.68	18.4
3"	3196	3196B	34.50	5.50	1.18	4.75	1.68	18.4
3 1/16"	3198	3198B	35.00	5.50	1.18	4.75	1.68	18.4
3 1/8"	3200	3200B	35.50	5.50	1.18	4.75	1.68	18.4
3 1/4"	3304	—	36.00	7.00	1.50	5.62	2.25	22.0
3 3/8"	3308	—	36.50	7.00	1.50	5.62	2.25	22.0
3 1/2"	3312	—	37.00	7.00	1.50	5.87	2.25	22.0
3 5/8"	3316	—	37.50	7.00	1.50	5.87	2.25	22.0
3 3/4"	3320	—	38.00	7.00	1.50	6.12	2.25	22.0
3 7/8"	3324	—	38.50	7.00	1.50	6.12	2.25	22.0
4"	3328	—	39.00	7.00	1.50	6.12	2.25	22.0

* Flat shank not round
Federal Spec. CDA 39-G-11b Type 2. U.S. GGG-W-636E Type 3. ANSI B107.6 AS954



WRENCHES



6 & 12 Point Metric Combination Wrenches - 15° Offset

Hex Size	12 Point Mirror Chrome Part No.	6 Point Mirror Chrome Part No.	12 Point Black Oxide Part No.	Overall Length mm a	Head Width mm b	Head Thickness mm c	Box End Width mm d	Box End Thickness mm e	Weight lbs.
6mm	MC6	MC606	MC6B	127	15	4.5	10.6	6.0	.05
7mm	MC7	MC607	MC7B	127	15	4.5	10.6	6.0	.05
8mm	MC8	MC608	MC8B	140	18	4.7	13.8	6.8	.07
9mm	MC9	MC609	MC9B	152	21	5.4	15.0	7.8	.08
10mm	MC10	MC610	MC10B	165	24	6.1	17.2	8.2	.11
11mm	MC11	MC611	MC11B	165	24	6.1	17.2	8.2	.13
12mm	MC12	MC612	MC12B	178	28	6.5	19.6	8.6	.13
13mm	MC13	MC613	MC13B	178	28	6.5	19.6	8.6	.16
14mm	MC14	MC614	MC14B	191	31	6.8	22.0	9.0	.22
15mm	MC15	MC615	MC15B	191	31	6.8	22.0	9.0	.24
16mm	MC16	MC616	MC16B	205	34	7.4	24.2	10.2	.25
17mm	MC17	MC617	MC17B	225	37	7.4	26.1	10.9	.34
18mm	MC18	MC618	MC18B	225	37	7.9	26.1	10.9	.36
19mm	MC19	—	MC19B	248	40	8.4	27.9	11.7	.41
20mm	MC20	—	MC20B	270	43	8.4	30.4	12.4	.53
21mm	MC21	—	MC21B	270	43	8.9	30.4	12.4	.55
22mm	MC22	—	MC22B	292	46	9.4	33.2	12.4	.63
23mm	MC23	—	MC23B	292	46	9.4	33.2	12.4	.67
24mm	MC24	—	MC24B	314	49	9.9	35.3	14.0	.74
25mm	MC25	—	—	314	49	9.9	35.3	14.0	.74
26mm	MC26	—	MC26B	337	51	10.4	38.1	14.7	.88
27mm	MC27	—	MC27B	359	54	11.0	41.0	15.5	1.06
28mm	MC28	—	MC28B	391	57	11.4	42.9	16.3	1.38
29mm	MC29	—	MC29B	391	57	11.4	42.9	16.3	1.38
30mm	MC30	—	MC30B	391	57	11.4	42.9	16.3	1.38
32mm	MC32	—	MC32B	425	64	12.0	47.3	17.1	1.51

Federal Spec. CDA 39-G-11m Type 2. ANSI B1079

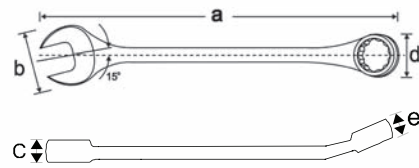


12 Point Metric Round Shank Combination Wrenches - 10° Offset

Hex Size	12 Point Satin Chrome Part No.	12 Point Black Oxide Part No.	Overall Length mm a	Head Width mm b	Head Thickness mm c	Box End Width mm d	Box End Thickness mm e	Weight lbs.
35mm	MC35*	MC35B*	420	66	13	48	15	3.8
36mm	MC36*	MC36B*	420	66	13	48	15	3.8
38mm	MC38*	MC38B*	420	66	13	48	15	3.8
41mm	MC41	MC41B	610	92	21	64	27	5.8
43mm	MC43	MC43B	610	92	21	64	27	5.8
46mm	MC46	MC46B	711	102	22	75	32	7.6
50mm	MC50	MC50B	711	102	22	75	32	7.6
51mm	MC51	MC51B	715	102	22	75	32	7.6
54mm	MC54	MC54B	775	114	25	83	40	12.8
55mm	MC55	MC55B	775	114	25	83	40	12.8
57mm	MC57	MC57B	775	114	25	83	40	12.8
60mm	MC60	MC60B	775	114	25	89	40	12.8
64mm	MC64	MC64B	775	140	25	89	40	12.8
65mm	MC65	MC65B	787	140	29	114	43	17.8
70mm	MC70	MC70B	826	140	29	114	43	17.8
73mm	MC73	MC73B	851	140	29	116	43	18.0
75mm	MC75	MC75B	964	140	29	118	43	18.4
80mm	MC80	MC80B	902	140	29	118	43	18.4

Federal Spec. CDA 39-G-11m Type 2. ANSI B1079

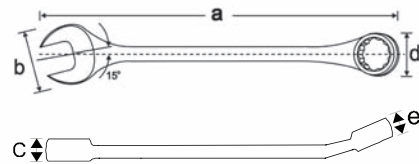
* Flat shank not round



12 Point SAE Stubby Combination Wrenches - 15° Offset

Hex Size	12 Point Mirror Chrome Part No.	Overall Length in. a	Head Width in. b	Head Thickness in. c	Box End Width in. d	Box End Thickness in. e	Weight lbs.
1/4"	63208	3.00	.63	.14	.39	.17	.02
5/16"	63210	3.25	.63	.17	.47	.20	.04
3/8"	63212	4.18	.71	.18	.61	.23	.05
7/16"	63214	5.00	.87	.20	.63	.25	.09
1/2"	63216	5.25	.98	.22	.72	.28	.11
9/16"	63218	5.75	1.12	.25	.78	.31	.16
5/8"	63220	6.12	1.22	.26	.86	.33	.18
11/16"	63222	6.50	1.31	.28	.94	.34	.23
3/4"	63224	6.75	1.40	.30	1.06	.38	.25

U.S. Federal Spec. GGG-W-636E. ANSI Spec. B107.6.



12 Point Metric Stubby Combination Wrenches - 15° Offset

Hex Size	12 Point Mirror Chrome Part No.	Overall Length mm a	Head Width mm b	Head Thickness mm c	Box End Width mm d	Box End Thickness mm e	Weight lbs.
6mm	64206	76	14	3.70	10.00	4.30	.02
7mm	64207	76	14	3.70	10.00	4.30	.02
8mm	64208	83	16	4.20	11.90	5.10	.02
9mm	64209	106	19	4.50	13.60	5.80	.05
10mm	64210	127	22	5.10	15.60	6.40	.09
11mm	64211	127	22	5.10	15.60	6.40	.09
12mm	64212	133	25	5.60	18.00	7.10	.11
13mm	64213	133	25	5.60	18.00	7.10	.11
14mm	64214	146	28	6.10	19.90	7.70	.16
15mm	64215	146	28	6.10	19.90	7.70	.16
16mm	64216	155	32	6.60	22.30	8.30	.18
17mm	64217	165	34	6.90	24.30	8.70	.23
18mm	64218	165	34	6.90	24.30	8.70	.23
19mm	64219	171	36	7.30	25.80	9.40	.25

U.S. Federal Spec. GGG-W-636E. ANSI Spec. B107.9M.

WRENCHES



TU14S
14 Piece 12 Point SAE Mirror Chrome Wrench Set

Contains: 3/8", 7/16", 1/2", 9/16", 5/8", 11/16", 3/4", 13/16", 7/8", 15/16", 1", 1 1/16", 1 1/8", 1 1/4"
Includes organizer



TU11
11 Piece 12 Point SAE Mirror Chrome Wrench Set

Contains: 3/8", 7/16", 1/2", 9/16", 5/8", 11/16", 3/4", 13/16", 7/8", 15/16", 1"
Includes organizer



TU7
7 Piece 12 Point SAE Mirror Chrome Wrench Set

Contains: 7/16", 1/2", 9/16", 5/8", 11/16", 3/4", 7/8"
Includes organizer



TU12SH
12 Piece 6 Point SAE Mirror Chrome Combination Wrench Set

Contains: 1/4", 5/16", 3/8", 7/16", 1/2", 9/16", 5/8", 11/16", 3/4", 13/16", 7/8", 15/16"
Includes organizer



63809
9 Piece 12 Point SAE Stubby Mirror Chrome Wrench Set

Contains: 1/4", 5/16", 3/8", 7/16", 1/2", 9/16", 5/8", 11/16", 3/4"
Includes organizer



64814
14 Piece 12 Point Metric Stubby Mirror Chrome Wrench Set

Contains: 6, 7, 8, 9, 10, 11, 12, 13, 14, 15, 16, 17, 18, 19mm
Includes organizer



TU19
19 Piece 12 Point SAE Mirror Chrome & Satin Finish Set

Contains: 3/8", 7/16", 1/2", 9/16", 5/8", 11/16", 3/4", 13/16", 7/8", 15/16", 1", 1 1/16", 1 1/8", 1 1/4", 1 5/16", 1 3/8", 1 7/16", 1 1/2", 1 5/8"
 Includes canvas roll



TU9SH
9 Piece 6 Point SAE Mirror Chrome Combination Wrench Set

Contains: 1/4", 5/16", 3/8", 7/16", 1/2", 9/16", 5/8", 11/16", 3/4"
 Includes organizer



TU14SB
14 Piece 12 Point SAE Black Combination Wrench Set

Contains: 3/8", 7/16", 1/2", 9/16", 5/8", 11/16", 3/4", 13/16", 7/8", 15/16", 1", 1 1/16", 1 1/8", 1 1/4"
 Includes organizer



TU11B
11 Piece 12 Point SAE Black Combination Wrench Set

Contains: 3/8", 7/16", 1/2", 9/16", 5/8", 11/16", 3/4", 13/16", 7/8", 15/16", 1"
 Includes organizer



MC212B
11 Piece 12 Point Metric Black Combination Wrench Set

Contains: 10, 11, 12, 13, 14, 15, 16, 17, 19, 20, 22mm
 Includes organizer



MC214B
14 Piece 12 Point Metric Black Combination Wrench Set

Contains: 10, 11, 12, 13, 14, 15, 16, 17, 18, 19, 20, 21, 22, 24mm
 Includes organizer

WRENCHES



MC215
15 Piece 12 Point Metric Mirror Chrome Wrench Set

Contains: 10, 11, 12, 13, 14, 15, 16, 17, 18, 19, 20, 21, 22, 23, 24mm
Includes organizer



MC214
14 Piece 12 Point Metric Mirror Chrome Wrench Set

Contains: 7, 8, 10, 12, 14, 16, 17, 20, 22, 24, 26, 28, 30, 32mm
Includes organizer



MC211
11 Piece 12 Point Metric Mirror Chrome Wrench Set

Contains: 9, 10, 11, 12, 13, 14, 15, 16, 17, 18, 19mm
Includes organizer



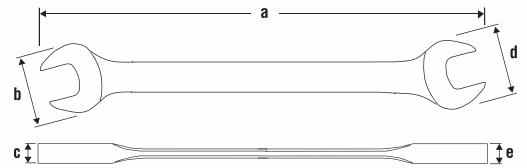

MC111
11 Piece 6 Point Metric Mirror Chrome Wrench Set

Contains: 8, 9, 10, 11, 12, 13, 14, 15, 16, 17, 18mm
Includes organizer



MC219
19 Piece 12 Point Metric Mirror Chrome & Satin Finish Wrench Set

Contains: 9, 10, 12, 13, 16, 18, 19, 21, 22, 23, 24, 25, 26, 27, 28, 29, 30, 32, 36mm
Includes canvas roll



SAE Open End Wrenches - 15° Head Angle

Opening Size	Mirror Chrome Part No.	Overall Length in. a	Small Opening Head Width in. b	Small Opening Head Thickness in. c	Large Opening Head Width in. d	Large Opening Head Thickness in. e	Weight lbs.
3/16 x 1/4"	E68	3.87	.50	.17	.45	.17	.03
1/4 x 5/16"	E810	4.50	.72	.18	.60	.18	.04
5/16 x 3/8"	E1012	5.12	.81	.18	.70	.18	.06
3/8 x 7/16"	E1214	5.75	.92	.23	.79	.23	.10
7/16 x 1/2"	E1416	6.37	1.03	.23	.89	.23	.14
1/2 x 9/16"	E1618	7.00	1.18	.25	1.03	.25	.19
9/16 x 5/8"	E1820	7.62	1.28	.26	1.15	.26	.24
19/32 x 11/16"	E1922	8.25	1.40	.29	1.28	.29	.30
5/8 x 11/16"	E2022	8.25	1.40	.29	1.28	.29	.30
5/8 x 3/4"	E2024	8.25	1.50	.31	1.23	.31	.36
11/16 x 3/4"	E2224	8.37	1.57	.31	1.40	.31	.38
3/4 x 7/8"	E2428	9.50	1.78	.32	1.57	.32	.50
13/16 x 7/8"	E2628	10.12	1.78	.34	1.65	.34	.54
15/16 x 1"	E3032	11.37	2.03	.39	1.90	.39	.80
1 1/16 x 1 1/4"	E3440	13.56	2.50	.45	2.14	.45	1.40

Metric Open End Wrenches - 15° Head Angle

Opening Size	Mirror Chrome Part No.	Overall Length mm a	Small Opening Head Width mm b	Small Opening Head Thickness mm c	Large Opening Head Width mm d	Large Opening Head Thickness mm e	Weight lbs.
6 x 7mm	ME67	114	18	4.8	15.3	4.8	.03
8 x 9mm	ME89	130	20	4.9	17.8	4.9	.06
8 x 10mm	ME810	130	20	4.9	17.8	4.9	.06
10 x 11mm	ME1011	146	23	6.0	20.8	6.0	.10
12 x 13mm	ME1213	161	26	5.8	23.0	5.8	.13
14 x 15mm	ME1415	193	32	6.9	29.4	6.9	.22
16 x 17mm	ME1617	209	35	7.4	32.5	7.4	.30
18 x 19mm	ME1819	225	40	7.4	35.7	7.8	.38
20 x 21mm	ME2021	241	45	8.8	35.7	8.8	.61
21 x 22mm	ME2122	257	45	8.9	42.0	8.9	.54
24 x 27mm	ME2427	320	51	9.9	48.4	9.9	.79
25 x 28mm	ME2528	320	57	10.9	54.3	10.9	1.19
27 x 32mm	ME2732	344	63	11.4	54.4	11.4	1.38

WRENCHES



OE12LR
12 Piece SAE Open End Mirror Chrome Wrench Set

Contains: 1/4" x 5/16", 5/16" x 3/8", 3/8" x 7/16", 1/2" x 9/16", 9/16" x 5/8", 19/32" x 11/16", 5/8" x 11/16", 5/8" x 3/4", 3/4" x 7/8", 13/16" x 7/8", 15/16" x 1", 1 1/16" x 1 1/4"
Includes organizer



OE8LR
8 Piece SAE Open End Mirror Chrome Wrench Set

Contains: 1/4" x 5/16", 3/8" x 7/16", 1/2" x 9/16", 19/32" x 11/16", 5/8" x 3/4", 13/16" x 7/8", 15/16" x 1", 1 1/16" x 1 1/4"
Includes organizer



ME8A
8 Piece Metric Open End Mirror Chrome Wrench Set

Contains: 8 x 9mm, 10 x 11mm, 12 x 13mm, 14 x 15mm, 16 x 17mm, 18 x 19mm, 20 x 21mm, 21 x 22mm
Includes organizer



ME12A
12 Piece Metric Open End Mirror Chrome Wrench Set

Contains: 6 x 7mm, 8 x 9mm, 10 x 11mm, 12 x 13mm, 14 x 15mm, 16 x 17mm, 18 x 19mm, 20 x 21mm, 21 x 22mm, 24 x 27mm, 25 x 28mm, 27 x 32mm
Includes organizer



SAE Mirror Chrome Flare Nut Wrenches - 15° Offset

6 Point Part No.	Opening Sizes, in.	Length, in.
FL1214S	3/8 x 7/16	6
FL1618S	1/2 x 9/16	7
FL2022S	5/8 x 11/16	7.75
FL2428S	3/4 x 7/8	9



Metric Mirror Chrome Flare Nut Wrenches - 15° Offset

6 Point Part No.	Opening Sizes, mm	Length, mm
FL0911M	9 x 11	152
FL1012M	10 x 12	152
FL1314M	13 x 14	178
FL1517M	15 x 17	196
FL1618M	16 x 18	202



FL3S 3 Piece 6 Point SAE Chrome Flare Nut Wrench Set

Contains: 3/8" x 7/16", 1/2" x 9/16", 5/8" x 11/16"
Includes pouch



FLM5S 5 Piece 6 Point Metric Chrome Flare Nut Wrench Set

Contains: 9 x 11mm, 10 x 12mm, 13 x 14mm, 15 x 17mm, 16 x 18mm
Includes pouch

WRENCHES



SAE Box End Wrenches Mirror Chrome - 15° Offset

Opening Sizes, in.	6 Point Part No.	Length, in.
3/8 x 7/16	2840	8.0
1/2 x 9/16	2843	9.5
5/8 x 11/16	2846	10.5
3/4 x 25/32	2849	12.5
13/16 x 7/8	2852	13.0
15/16 x 1	2855	15.46

Federal Spec. CDA 39-GP-11 U.S. GGG-W-636E ANSI B1076



Metric Box End Wrenches Mirror Chrome - 15° Offset

Opening Sizes, mm	6 Point Part No.	Length, mm
8 x 9	MB89	188
10 x 11	MB1011	205
12 x 13	MB1213	227
14 x 15	MB1415	257
17 x 19	MB1719	305
20 x 22	MB2022	330

Federal Spec. CDA 39-GP-11m ANSI B1079



D012 6 Piece SAE Chrome Box End Wrench Set

Contains: 3/8" x 7/16", 1/2" x 9/16", 5/8" x 11/16", 3/4" x 25/32", 13/16" x 7/8", 15/16" x 1"

Includes organizer # 94809



MB6 6 Piece Metric Chrome Box End Wrench Set

Contains: 8 x 9mm, 10 x 11mm, 12 x 13mm, 14 x 15mm, 17 x 19mm, 20 x 22mm

Includes organizer # 94809



SAE Flat Ratcheting Box Wrenches

Hex Size, in.	12 Point Part No.	Head Width in.	Head Thickness in.	Length in.	Overall Weight lbs.
1 5/16"	50042	2.75	0.63	15.5	3.2
1 3/8"	50044	2.75	0.63	15.5	3.2
1 7/16"	50046	2.75	0.63	15.5	3.2
1 1/2"	50048	2.75	0.63	15.5	3.2
1 9/16"	50050	2.75	0.63	15.5	3.2
1 5/8"	50052	2.75	0.63	15.5	3.2
1 11/16"	50054	3.38	0.63	19.0	4.1
1 3/4"	50056	3.38	0.63	19.0	4.1
1 13/16"	50058	3.38	0.63	19.0	4.1
1 7/8"	50060	3.38	0.63	19.0	4.1
2"	50064	3.38	0.63	19.0	4.1
2 1/8"	50068	3.38	0.63	19.0	4.1



SAE 25° Offset Ratcheting Box Wrenches

Hex Size, in.	6 Point Part No.	12 Point Part No.	Length, in.
1/4 x 5/16	5201	—	4 1/4
3/8 x 7/16	5202	—	5 1/4
1/2 x 9/16	5203	—	6 3/4
5/8 x 11/16	—	5204	8
3/4 x 7/8	—	5205	9 1/4
5/8 x 3/4	—	5207	8
13/16 x 15/16	—	5206	9 1/4



SAE Flat Ratcheting Box Wrenches

Hex Size, in.	6 Point Part No.	12 Point Part No.	Length, in.
1/4 x 5/16	5001	5001T	4 1/4
3/8 x 7/16	5002	5002T	5 1/4
1/2 x 9/16	5003	5003T	6 3/4
5/8 x 11/16	—	5004	8
3/4 x 7/8	—	5005	9 1/4
5/8 x 3/4	—	5006	8
13/16 x 15/16	—	5007	9 1/4
1 x 1 1/16	—	5008	15
1 1/8 x 1 1/4	—	5009	15



Metric 25° Offset Ratcheting Box Wrenches

Hex Size, mm	6 Point Part No.	12 Point Part No.	Length, mm
7 x 8	MROB78	—	108
9 x 10	MROB910	—	140
11 x 12	MROB1112	—	171
13 x 14	MROB1314	—	171
15 x 17	—	MROB1517	203



Metric Flat Ratcheting Box Wrenches

Hex Size, mm	6 Point Part No.	12 Point Part No.	Length, mm
7 x 8	MRB78	—	108
9 x 10	MRB910	—	140
11 x 12	MRB1112	—	171
13 x 14	MRB1314	—	171
15 x 17	—	MRB1517	203

WRENCHES



5008LR 8 Piece 6 & 12 Point SAE Flat Ratcheting Box Wrench Set

Contains:

6 Pt: 1/4" x 5/16", 3/8" x 7/16", 1/2" x 9/16"

12 Pt: 5/8" x 11/16", 3/4" x 7/8", 5/8" x 3/4", 13/16" x 15/16", 1" x 1 1/16"

Includes roll



5000LR 5 Piece 6 & 12 Point SAE Flat Ratcheting Box Wrench Set

Contains:

6 Pt: 1/4" x 5/16", 3/8" x 7/16", 1/2" x 9/16",

12 Pt: 5/8" x 11/16", 3/4" x 7/8"

Includes organizer



5205LR 5 Piece 6 & 12 Point SAE 25° Offset Ratcheting Box Wrench Set

Contains: 1/4" x 5/16", 3/8" x 7/16", 1/2" x 9/16", 5/8" x 11/16", 3/4" x 7/8"

Includes organizer



MROB50 5 Piece 6 & 12 Point Metric 25° Offset Ratcheting Box Wrench Set

Contains:

6 Pt: 7 x 8mm, 9 x 10mm, 11 x 12mm, 13 x 14mm

12 Pt: 15 x 17mm

Includes organizer



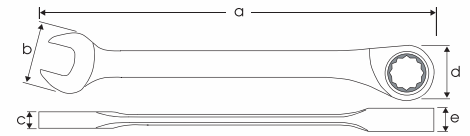
MRB50 5 Piece 6 & 12 Point Metric Flat Ratcheting Box Wrench Set

Contains:

6 Pt: 7 x 8mm, 9 x 10mm, 11 x 12mm, 13 x 14mm

12 Pt: 15 x 17mm

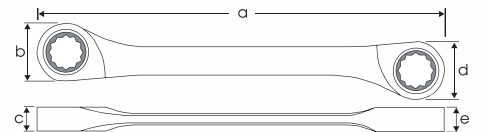
Includes organizer



SAE & Metric Combination Fixed Head Multigear™ Geared Wrench

Hex Size	Stainless Steel Finish Part No.	Overall Length a	Head Width b	Head Thickness c	Box End Width d	Box End Thickness e	Weight lbs.
5/16"	500111	5.66"	.70"	.15"	.66"	.28"	.08
3/8"	500112	6.18"	.90"	.18"	.78"	.29"	.13
7/16"	500114	6.49"	.94"	.20"	.86"	.31"	.16
1/2"	500116	7.16"	1.18"	.21"	.94"	.33"	.20
9/16"	500118	7.44"	1.18"	.25"	1.06"	.33"	.25
5/8"	500120	8.50"	1.37"	.28"	1.18"	.39"	.37
11/16"	500122	8.89"	1.37"	.29"	1.18"	.39"	.39
3/4"	500124	9.76"	1.53"	.31"	1.49"	.45"	.50
8mm	500008	144mm	18mm	4.0mm	17mm	7.2mm	.09
10mm	500010	157mm	23mm	4.8mm	20mm	7.5mm	.13
11mm	500011	165mm	24mm	5.2mm	22mm	8.0mm	.16
12mm	500012	172mm	26mm	5.5mm	24mm	8.5mm	.19
13mm	500013	182mm	30mm	6.2mm	24mm	8.5mm	.20
14mm	500014	189mm	30mm	6.6mm	27mm	8.5mm	.24
15mm	500015	202mm	32mm	7.0mm	27mm	8.5mm	.28
16mm	500016	216mm	35mm	7.3mm	30mm	10mm	.37
17mm	500017	226mm	35mm	7.6mm	30mm	10mm	.40
18mm	500018	237mm	37mm	7.8mm	38mm	11.5mm	.48
19mm	500019	248mm	39mm	8.0mm	38mm	11.5mm	.52

Federal Spec. CDA 39-GP-11b Type 3 Style A U.S. GGG-W-636 Type 4. ANSI B1079M.

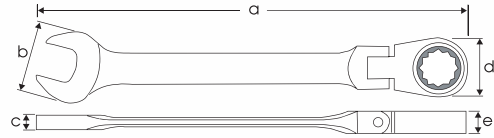


SAE & Metric Double Box Fixed Head Multigear™ Geared Wrench

Hex Size	Stainless Steel Finish Part No.	Overall Length a	Small Box End Width b	Small Box Head Thickness c	Large Box End Width d	Large Box End Thickness e	Weight lbs.
5/16" x 3/8"	561012	5.11"	.66"	.35"	.78"	.39"	.14
7/16" x 1/2"	561416	6.69"	.86"	.39"	.94"	.39"	.24
9/16" x 5/8"	561820	8.26"	1.06"	.39"	1.18"	.51"	.44
11/16" x 3/4"	562224	9.05"	1.18"	.51"	1.29"	.51"	.54
8 x 9mm	550809	144mm	17mm	9mm	20mm	10mm	.15
10 x 11mm	551011	157mm	20mm	10mm	22mm	10mm	.19
12 x 13mm	551213	165mm	24mm	10mm	24mm	10mm	.28
14 x 15mm	551415	172mm	27mm	10mm	27mm	10mm	.32
16 x 18mm	551618	182mm	30mm	13mm	33mm	13mm	.55
17 x 19mm	551719	189mm	30mm	13mm	33mm	13mm	.53

Federal Spec. CDA 39-GP-11b Type 3 Style A U.S. GGG-W-636 Type 4. ANSI B1076.

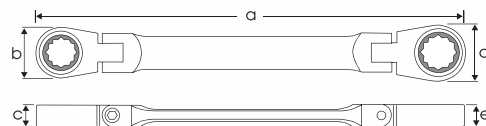
WRENCHES



SAE & Metric Combination Flex Head Multigear™ Geared Wrench

Hex Size	Stainless Steel Finish Part No.	Overall Length a	Head Width b	Head Thickness c	Box End Width d	Box End Thickness e	Weight lbs.
5/16"	520111	5.62"	.70"	.21"	.66"	.35"	.12
3/8"	520112	6.22"	.90"	.23"	.78"	.39"	.17
7/16"	520114	6.45"	.94"	.23"	.86"	.39"	.19
1/2"	520116	6.96"	1.18"	.25"	.94"	.39"	.23
9/16"	520118	7.36"	1.18"	.27"	1.06"	.39"	.26
5/8"	520120	8.30"	1.37"	.31"	1.18"	.51"	.45
11/16"	520122	8.66"	1.37"	.31"	1.18"	.51"	.45
3/4"	520124	9.60"	1.53"	.35"	1.49"	.51"	.58
8mm	520008	143mm	18mm	5.5mm	17mm	9mm	.11
10mm	520010	158mm	23mm	6mm	20mm	10mm	.16
11mm	520011	164mm	24mm	6mm	22mm	10mm	.21
12mm	520012	171mm	26mm	6.5mm	24mm	10mm	.25
13mm	520013	177mm	30mm	6.5mm	24mm	10mm	.25
14mm	520014	187mm	30mm	7mm	27mm	10mm	.20
15mm	520015	195mm	32mm	7mm	27mm	10mm	.30
16mm	520016	211mm	35mm	8mm	30mm	13mm	.43
17mm	520017	220mm	35mm	8mm	30mm	13mm	.47
18mm	520018	235mm	37mm	9mm	38mm	13mm	.59
19mm	520019	244mm	39mm	9mm	38mm	13mm	.61

Federal Spec. CDA 39-GP-11b Type 3 Style A U.S. GGG-W-636 Type 4. ANSI B1079M.



SAE & Metric Double Box Flex Head Multigear™ Geared Wrench

Hex Size	Stainless Steel Finish Part No.	Overall Length a	Small Box End Width b	Small Box Head Thickness c	Large Box End Width d	Large Box End Thickness e	Weight lbs.
5/16" x 3/8"	541012	6.29"	.66"	.35"	.78"	.39"	.24
7/16" x 1/2"	541416	7.55"	.86"	.39"	.94"	.39"	.36
9/16" x 5/8"	541820	8.85"	1.06"	.39"	1.18"	.51"	.61
11/16" x 3/4"	542224	9.56"	1.18"	.51"	1.29"	.51"	.73
8 x 9mm	530809	160mm	17mm	9mm	20mm	10mm	.24
10 x 11mm	531011	177mm	20mm	10mm	22mm	10mm	.29
12 x 13mm	531213	204mm	24mm	10mm	24mm	10mm	.42
14 x 15mm	531415	211mm	27mm	10mm	27mm	10mm	.42
16 x 18mm	531618	243mm	30mm	13mm	33mm	13mm	.71
17 x 19mm	531719	243mm	30mm	13mm	33mm	13mm	.74

Federal Spec. CDA 39-GP-11b Type 3 Style A U.S. GGG-W-636 Type 4. ANSI B1079M.



59711A
11 Piece Metric Combination Fixed Head
Multigear™ Geared Wrench Set

Contains: 8, 10, 11, 12, 13, 14, 15, 16, 17, 18, 19mm
 Includes organizer



59708A
8 Piece SAE Combination Fixed Head
Multigear™ Geared Wrench Set

Contains: 5/16", 3/8", 7/16", 1/2", 9/16", 5/8", 11/16", 3/4"
 Includes organizer



59704A
4 Piece SAE Double Box Fixed Head
Multigear™ Geared Wrench Set

Contains: 5/16" x 3/8", 7/16" x 1/2", 9/16" x 5/8", 11/16" x 3/4"
 Includes organizer



59706A
6 Piece Metric Double Box Fixed Head
Multigear™ Geared Wrench Set

Contains: 8 x 9mm, 10 x 11mm, 12 x 13mm, 14 x 15mm,
 16 x 18mm, 17 x 19mm
 Includes organizer

WRENCHES



59808A 8 Piece SAE Combination Flex Head Multigear™ Geared Wrench Set

Contains: 5/16", 3/8", 7/16", 1/2", 9/16", 5/8", 11/16", 3/4"
Includes organizer



59811A 11 Piece Metric Combination Flex Head Multigear™ Geared Wrench Set

Contains: 8, 10, 11, 12, 13, 14, 15, 16, 17, 18, 19mm
Includes organizer



59804A 4 Piece SAE Double Box Flex Head Multigear™ Geared Wrench Set

Contains: 5/16" x 3/8", 7/16" x 1/2", 9/16" x 5/8", 11/16" x 3/4"
Includes organizer

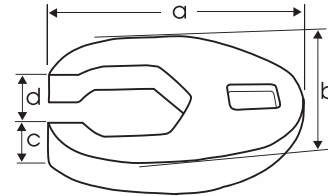



59806A 6 Piece Metric Double Box Flex Head Multigear™ Geared Wrench Set

Contains: 8 x 9mm, 10 x 11mm, 12 x 13mm, 14 x 15mm,
16 x 18mm, 17 x 19mm
Includes organizer

3/8" Drive SAE Flare Nut Crowfoot Wrenches

Opening Size	Mirror Chrome Part No.	Overall Length in. a	Head Width in. b	Head Thickness in. c	Slot Width in. d	Weight lbs.
3/8"	CWF12	1.43"	1.06"	.33"	.29"	0.09
7/16"	CWF14	1.44"	1.07"	.33"	.38"	0.09
1/2"	CWF16	1.46"	1.07"	.33"	.39"	0.09
9/16"	CWF18	1.60"	1.21"	.37"	.50"	0.11
5/8"	CWF20	1.60"	1.22"	.38"	.51"	0.11
11/16"	CWF22	1.71"	1.37"	.42"	.56"	0.13
3/4"	CWF24	1.73"	1.39"	.42"	.61"	0.13

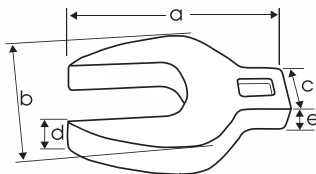


3/8" Drive Metric Flare Nut Crowfoot Wrenches

Hex Size	Mirror Chrome Part No.	Overall Length mm a	Head Width mm b	Head Thickness mm c	Slot Width mm d	Weight lbs.
10mm	CWF10M	37	27	8.8	8	0.07
11mm	CWF11M	37	27	8.8	9	0.07
12mm	CWF12M	37.3	27	8.8	9.5	0.09
13mm	CWF13M	37.5	27	8.8	10.5	0.09
14mm	CWF14M	42.7	31.4	9.8	12	0.11
15mm	CWF15M	42.8	30.7	9.9	12.7	0.11
16mm	CWF16M	43	30.7	9.9	13.6	0.11
17mm	CWF17M	46.4	34	10.8	14.3	0.13
18mm	CWF18M	46.4	34	10.8	16.3	0.13
19mm	CWF19M	46.6	34.2	10.8	16.5	0.13

3/8" Drive SAE Open End Crowfoot Wrenches

Opening Size	Mirror Chrome Part No.	Overall Length in. a	Head Width in. b	Handle Width in. c	Head Thickness in. d	Handle Thickness in. e	Weight lbs.
3/8"	CW12	1.31"	.91"	.72"	.20"	.43"	0.04
7/16"	CW14	1.23"	.91"	.72"	.22"	.32"	0.04
1/2"	CW16	1.48"	1.06"	.72"	.23"	.35"	0.07
9/16"	CW18	1.63"	1.21"	.72"	.27"	.37"	0.09
5/8"	CW20	1.63"	1.34"	.74"	.29"	.36"	0.09
11/16"	CW22	1.76"	1.45"	.84"	.29"	.37"	0.11
3/4"	CW24	1.88"	1.58"	.77"	.33"	.44"	0.15
13/16"	CW26	1.96"	1.70"	.83"	.31"	.38"	0.15
7/8"	CW28	2.07"	1.83"	.81"	.38"	.42"	0.20
1"	CW32	2.21"	2.03"	.74"	.40"	.53"	0.24



3/8" Drive Metric Open End Crowfoot Wrenches

Hex Size	Mirror Chrome Part No.	Overall Length mm a	Head Width mm b	Handle Width mm c	Head Thickness mm d	Handle Thickness in. e	Weight lbs.
10mm	CW10M	26.2	20.9	16.2	4.85	7.85	0.02
11mm	CW11M	31.5	23.5	18.4	5.35	7.85	0.04
12mm	CW12M	37.7	27	18.5	6	8.9	0.07
13mm	CW13M	37.7	27	18.5	6	8.9	0.07
14mm	CW14M	41.3	31.5	17.7	7.7	8.9	0.09
15mm	CW15M	41.6	34	18.9	7.5	9.6	0.11
16mm	CW16M	41.6	34	18.9	7.5	9.6	0.11
17mm	CW17M	43.7	36.85	20.4	7.3	9.6	0.13
18mm	CW18M	43.7	36	21	7.5	9.6	0.13
19mm	CW19M	47.8	40.5	19.6	7.5	10.25	0.13
21mm	CW21M	50	43.4	20.1	8.6	10.8	0.18
22mm	CW22M	52.7	46.8	20.8	9.85	11	0.22
24mm	CW24M	56.1	52	18.7	11.3	12.6	0.26

WRENCHES



63907
7 Piece 3/8" Drive SAE Mirror Chrome Flare Nut Crowfoot Wrench Set

Contains: 3/8", 7/16", 1/2", 9/16", 5/8", 11/16", 3/4"
Includes socket rail



63910
10 Piece 3/8" Drive Metric Mirror Chrome Flare Nut Crowfoot Wrench Set

Contains: 10, 11, 12, 13, 14, 15, 16, 17, 18, 19mm
Includes socket rail



64910
10 Piece 3/8" Drive SAE Mirror Chrome Open End Crowfoot Wrench Set

Contains: 3/8", 7/16", 1/2", 9/16", 5/8", 11/16", 3/4", 13/16", 7/8", 1"
Includes socket rail

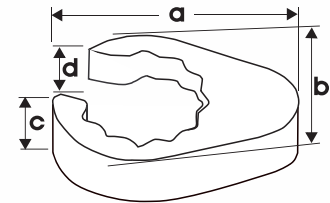


64913
13 Piece 3/8" Drive Metric Mirror Chrome Open End Crowfoot Wrench Set

Contains: 10, 11, 12, 13, 14, 15, 16, 17, 18, 19, 21, 22, 24mm
Includes socket rail

1/2" Drive SAE Flare Nut Crowfoot Wrenches

Opening Size	Mirror Chrome Part No.	Overall Length in. a	Head Width in. b	Head Thickness in. c	Slot Width in. d	Weight lbs.
13/16"	CWF26	2.10	1.45	.53	.63	0.17
7/8"	CWF28	2.18	1.40	.55	.67	0.18
15/16"	CWF30	2.18	1.52	.55	.71	0.18
1"	CWF32	2.38	1.67	.57	.71	0.24
1 1/16"	CWF34	2.38	1.67	.57	.79	0.24
1 1/8"	CWF36	2.75	1.96	.58	.87	0.33
1 3/16"	CWF38	2.75	1.96	.58	.87	0.33
1 1/4"	CWF40	2.75	1.96	.58	.94	0.31



1/2" Drive Metric Flare Nut Crowfoot Wrenches

Hex Size	Mirror Chrome Part No.	Overall Length mm a	Head Width mm b	Head Thickness mm c	Slot Width mm d	Weight lbs.
20mm	CWF20M	53.54	36.81	13.50	16	0.18
21mm	CWF21M	53.51	36.86	13.47	16	0.18
22mm	CWF22M	55.26	35.54	13.96	17	0.18
23mm	CWF23M	55.35	38.62	13.81	18	0.18
24mm	CWF24M	55.40	38.60	13.80	18	0.18
25mm	CWF25M	60.42	42.63	14.53	18	0.24
27mm	CWF27M	60.40	42.30	14.50	20	0.24
30mm	CWF30M	69.83	49.71	14.76	22	0.33
32mm	CWF32M	69.94	49.90	14.67	24	0.33



65908 8 Piece 1/2" Drive SAE Mirror Chrome Flare Nut Crowfoot Wrench Set

Contains: 13/16", 7/8", 15/16", 1", 1 1/16", 1 1/8", 1 3/16", 1 1/4"
Includes socket rail



65909 9 Piece 1/2" Drive Metric Mirror Chrome Flare Nut Crowfoot Wrench Set

Contains: 20, 21, 22, 23, 24, 25, 27, 30, 32mm
Includes socket rail

WRENCHES



Matte finish

Black oxide finish

Adjustable Wrenches

Matte Finish Part No.	Black Oxide Part No.	Overall Length, in.	Maximum Opening, in.
65304	65304B	4	.55
65306A	65306B	6	1.00
65308A	65308B	8	1.08
65310A	65310B	10	1.35
65312A	65312B	12	1.50
65315A	65315B	15	1.87
65318	65318B	18	2.30
65324	65324B	24	2.75



12" Miner's Adjustable Wrench

Part No.	Maximum Opening, in.	Overall Length, in.
RS-12	1.75	12

7/8" hex opening in handle can be used for pulling drill steel and accommodates 1" up to 3" Victaulic couplings.



12" Hammer Head Miner's Adjustable Wrench

Matte Finish Part No.	Maximum Opening, in.	Overall Length, in.
RS-12H	1.75	12

7/8" hex opening in handle can be used for pulling drill steel and accommodates 1" up to 3" Victaulic couplings.



AW812S 2 Piece Adjustable Wrench Set

Contains: 8" & 12"



BW812SB 2 Piece Adjustable Wrench Set Black Oxide

Contains: 8" & 12"



Plumbers Adjustable Wrench with Slim Jaw

Matte Finish Part No.	Maximum Opening, in.	Overall Length, in.
66308	1.5	8

Comfort non-slip grip.



Adjustable Wrenches

Part No.	Overall Length in.	Maximum Opening in.	Weight lbs.
65304-I	4	1.08	0.15
65306A-I	6	1.35	0.35
65308A-I	8	1.08	0.65
65310A-I	10	1.35	1.05
65312A-I	12	1.5	1.70

Only handle provides protection against electrical shock. ⚠



Heavy Duty Cast Iron Pipe Wrenches

Part No.	Pipe Capacity, in.	Overall Length, in.
GSP8	1/8 - 1	8
GSP10	1/8 - 1 1/2	10
GSP12	1/4 - 2	12
GSP14	1/4 - 2	14
GSP18	1/4 - 2 1/2	18
GSP24	1/4 - 3	24
GSP36	1/4 - 5	36

Federal Spec. CDA 39-GP-48A U.S. GGG-W-651C.



Aluminum Pipe Wrenches

Part No.	Pipe Capacity, in.	Overall Length, in.
GSP14A	1/4 - 2	14
GSP18A	1/4 - 2 1/2	18
GSP24A	1/4 - 3	24
GSP36A	1/4 - 5	36
GSP48A	1 - 6	48

Federal Spec. CDA 39-GP-48A U.S. GGG-W-651C.

WRENCHES



Adjustable Structural Wrench with Side Hammer

Part No.	Jaw Opening, in.	Length, in.
900H	1 ¹³ / ₁₆	15



Structural Adjustable Wrench

Part No.	Jaw Opening, in.	Length, in.
900	1 ³ / ₄	15



Adjustable Head - Pin Spanner

Part No.	Diameter Range Capacity, in.	Pin Dia., in.	Length in.
APS2	3/4 to 2	1/8	6 ³ / ₈
APS21	3/4 to 2	3/16	6 ³ / ₈
APS3	1 1/4 to 3	3/16	8 ¹ / ₈
APS31	1 1/4 to 3	1/4	8 ¹ / ₈
APS4	2 to 4 ³ / ₄	1/4	11 ³ / ₈
APS6	4 1/2 to 6 1/4	3/8	12 ¹ / ₈



Structural Wrenches - Offset Head

Hex Size	Part No.	Overall Length, in.	Head Width, in.	Head Thickness, in.
5/8"	903A	12	1 ¹¹ / ₁₆	7/16
3/4"	904A	12	1 ¹¹ / ₁₆	7/16
13/16"	905A	14 ¹ / ₂	1 ⁷ / ₈	17/32
7/8"	905	14 ¹ / ₂	1 ⁷ / ₈	17/32
15/16"	906	14 ¹ / ₂	1 ⁷ / ₈	17/32
1"	906B	14 ¹ / ₂	1 ⁷ / ₈	17/32
1 1/16"	907	16	2 ³ / ₈	5/8
1 1/8"	907A	16	2 ³ / ₈	5/8
1 1/4"	908	19	2 ³ / ₄	11/16
1 5/16"	908A	19	2 ³ / ₄	11/16
1 7/16"	909	20	3 ¹ / ₁₆	3/4
1 1/2"	909A	20	3 ¹ / ₁₆	3/4
1 5/8"	910	23	3 ³ / ₈	13/16
2"	912	24	3 ¹¹ / ₁₆	13/16

Federal Spec. CDA 39-GP-11b U.S. GGG-W-636E.



Adjustable Head - Hook Spanner

Part No.	Diameter Range Capacity, in.	Length in.
AHS2	3/4 to 2	6 ¹ / ₂
AHS3	1 1/4 to 3	8
AHS4	2 to 4 ³ / ₄	11 ⁷ / ₁₆
AHS6	4 1/2 to 6 1/4	12
AHS8	6 1/8 to 8 ³ / ₄	13 ¹ / ₂

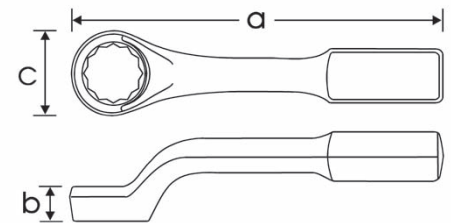


SAE Striking Face Box Wrench 45° Offset Head

Hex Size	12 Point Part No.	Overall Length in. a	Head Depth in. b	Head diameter in. c	Weight lbs.
1"	66832	11	7/8	2	2.8
1 1/16"	66834	11	7/8	2	2.8
1 1/8"	66836	11	7/8	2	2.8
1 3/16"	66838	11	7/8	2 1/16	2.8
1 1/4"	66840	11	7/8	2 1/16	2.8
1 5/16"	66842	11	7/8	2 1/16	2.8
1 3/8"	66844	11	7/8	2 1/16	2.6
1 7/16"	66846	12 1/2	1 1/8	2 3/4	6.4
1 1/2"	66848	12 1/2	1 1/8	2 3/4	6.4
1 9/16"	66850	12 1/2	1 1/8	2 3/4	6.2
1 5/8"	66852	12 1/2	1 1/8	2 3/4	6.2
1 11/16"	66854	12 1/2	1 1/8	2 13/16	6.2
1 3/4"	66856	12 1/2	1 1/8	2 13/16	6.2
1 13/16"	66858	12 1/2	1 1/8	2 31/32	6.2
1 7/8"	66860	12 1/2	1 1/8	2 31/32	6.2
1 15/16"	66862	12 1/2	1 1/8	2 31/32	6.2
2"	66864	12 3/4	1 1/8	3 1/8	6.2
2 1/16"	66866	12 3/4	1 1/8	3 1/8	6.0
2 1/8"	66868	14	1 3/8	3 5/8	9.2
2 3/16"	66870	14	1 3/8	3 3/4	9.2
2 1/4"	66872	14	1 3/8	3 3/4	9.2
2 5/16"	66874	14	1 3/8	3 3/4	9.2
2 3/8"	66876	14	1 3/8	3 3/4	9.0
2 7/16"	66878	14	1 3/8	3 31/32	9.2
2 1/2"	66880	14 1/2	1 5/16	4	9.2
2 9/16"	66882	14 1/2	1 5/16	4 1/8	9.2
2 5/8"	66884	14 1/2	1 5/16	4 1/8	9.0
2 11/16"	66886	16	1 3/4	4 7/8	16.2
2 3/4"	66888	16	1 3/4	4 7/8	15.4
2 13/16"	66890	16	1 3/4	4 7/8	16.0
2 7/8"	66892	16	1 3/4	4 7/8	15.8
2 15/16"	66894	16	1 3/4	4 7/8	15.4
3"	66896	16	1 3/4	4 7/8	15.2
3 1/16"	66898	16	1 3/4	4 7/8	15.0
3 1/8"	66899	16	1 3/4	4 13/16	15.0

FEATURES

- Each wrench is coated with black oxide and waxed for a rust-resistant finish
- No other tool company offers the complete range 1" - 3 1/8"
 - 35 hex sizes
 - no missing sizes
- Forged from alloy steel for extra heavy duty strength



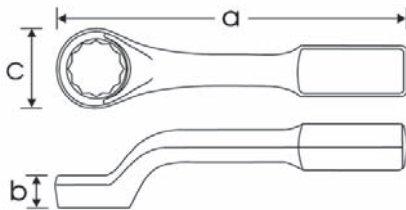
WRENCHES



Metric Striking Face Box Wrench 45° Offset Head

FEATURES

- Each wrench is coated with black oxide and waxed for a rust-resistant finish
- No other tool company offers the complete range 27mm - 80mm
21 hex sizes
no missing sizes
- Forged from alloy steel for extra heavy duty strength



Hex Size	12 Point Part No.	Overall Length mm a	Head Depth mm b	Head diameter mm c	Weight lbs.
27mm	66927	279	22	51	2.8
30mm	66930	279	22	51	2.8
32mm	66932	279	22	51	2.8
35mm	66935	279	22	54	2.8
36mm	66936	317	29	70	6.4
38mm	66938	317	29	70	6.4
41mm	66941	317	29	70	6.4
43mm	66943	317	29	70	6.2
46mm	66946	324	29	79	6.2
50mm	66950	324	29	79	6.2
51mm	66951	324	29	79	6.2
54mm	66954	355	35	92	9.4
55mm	66955	355	35	92	9.2
57mm	66957	355	35	92	9.0
60mm	66960	355	35	92	8.8
64mm	66964	362	35	101	9.2
65mm	66965	362	35	101	9.2
70mm	66970	406	44	124	16.0
73mm	66973	406	44	124	15.6
75mm	66975	406	44	124	15.6
80mm	66980	406	44	124	14.8

Specs: CGSB 39-GP-11M. ANSI B107.9M - 1994.



WARNING

Always wear safety goggles.

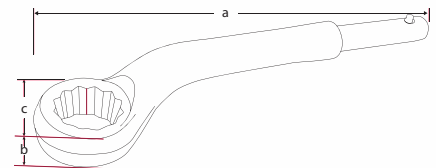


SAE Strike-Free Leverage Wrench 45° Offset Head

Hex Size	Part No.	Length in. a	Head Depth in. b	Head diameter in. c	Handle To Use	Weight lbs.
1"	66632	7½	7/8	2	24" Handle	2.5
1¼"	66634	7½	7/8	2	24" Handle	2.5
1½"	66636	7½	7/8	2	24" Handle	2.5
1¾"	66638	7½	7/8	2¼	24" Handle	2.5
2"	66640	7½	7/8	2¼	24" Handle	2.5
2¼"	66642	7½	7/8	2¼	24" Handle	2.5
2½"	66644	7½	7/8	2¼	24" Handle	2.5
2¾"	66646	8	1⅛	2¾	24" Handle	4.5
3"	66648	8	1⅛	2¾	24" Handle	4.5
3¼"	66650	8	1⅛	2¾	24" Handle	4.5
3½"	66652	8	1⅛	2¾	24" Handle	4.5
3¾"	66654	8	1⅛	2¾	36" Handle	4.5
4"	66656	8	1⅛	2¾	36" Handle	4.5
4¼"	66658	8	1⅛	2¾	36" Handle	4.5
4½"	66660	8	1⅛	2¾	36" Handle	4.5
4¾"	66662	8	1⅛	2¾	36" Handle	4.5
5"	66664	8¼	1⅛	3⅛	36" Handle	4.5
5¼"	66666	8¼	1⅛	3⅛	36" Handle	4.5
5½"	66668	8¼	1⅜	3⅝	36" Handle	7.0
5¾"	66670	9¼	1⅜	3¾	36" Handle	7.0
6"	66672	9¼	1⅜	3¾	36" Handle	7.0
6¼"	66674	9¼	1⅜	3¾	36" Handle	7.0
6½"	66676	9¼	1⅜	3¾	36" Handle	7.0
6¾"	66678	9½	1⅜	3¾	36" Handle	7.0
7"	66680	9½	1⅝	4	36" Handle	7.0
7¼"	66682	9½	1⅝	4⅛	36" Handle	7.0
7½"	66684	9½	1⅝	4⅛	36" Handle	7.0
7¾"	66686	10	1¾	4⅞	36" Handle	10.0
8"	66688	10	1¾	4⅞	36" Handle	10.0
8¼"	66690	10	1¾	4⅞	36" Handle	10.0
8½"	66692	10	1¾	4⅞	36" Handle	10.0
8¾"	66694	10	1¾	4⅞	36" Handle	10.0
9"	66696	10	1¾	4⅞	36" Handle	10.0
9¼"	66698	10	1¾	4⅞	36" Handle	10.0
9½"	66699	10	1¾	4⅞	36" Handle	10.0

FEATURES

- Engineered for optimum safety
- Increased leverage capability
- Dual purpose
- Interchangeable handle uniquely designed to fit competitor's model
- Widest range of sizes
- Ease of assembly



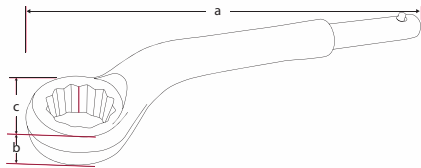
WRENCHES



Metric Strike-Free Leverage Wrench 45° Offset Head

FEATURES

- Engineered for optimum safety
- Increased leverage capability
- Dual purpose
- Interchangeable handle uniquely designed to fit competitor's model
- Widest range of sizes
- Ease of assembly




Hex Size	Part No.	Length mm a	Head Depth mm b	Head diameter mm c	Handle To Use	Weight lbs.
30mm	66530	187	22	51	24" Handle	2.5
32mm	66532	187	22	51	24" Handle	2.5
36mm	66536	200	29	70	24" Handle	4.5
41mm	66541	200	29	70	24" Handle	4.5
46mm	66546	200	29	79	36" Handle	4.5
55mm	66555	205	35	92	36" Handle	7.0
60mm	66560	231	35	92	36" Handle	7.0
65mm	66565	237	35	101	36" Handle	7.0
70mm	66570	250	44	124	36" Handle	10.0
75mm	66575	250	44	124	36" Handle	10.0
80mm	66580	250	44	124	36" Handle	10.0



Tubular Handle for Strike-Free Leverage Wrench

Part No.	Description	Weight, lbs.
60024	24" Tubular handle fits wrench Part No. 66632 to 66652 (1"-1 5/8") and Part No. 66530 to 66541 (30mm - 41mm)	2.6
60036	36" Tubular handle fits wrench Part No. 66654 to 66699 (1 1/16"-3 1/8") and Part No. 66546 to 66580 (46mm - 80mm)	7.95

Wrenches and handles sold separately.



Assembled strike-free leverage wrench and tubular handle

Gray Tools offers a range of professional quality torque tools in 1/4" to 1" drive. The reliable and trusted product assortment includes micrometer and dial type torque wrenches, torque limiting screwdrivers and torque multipliers.

All Gray Tools torque tools are 100% quality tested at the time of manufacturing and manufactured to the ANSI B107.14 specifications, US Federal Specification GGG-W-686 and ISO Standard 6789. These quality standards ensure the torque accuracy to be within $\pm 4\%$ for micrometer style torque wrenches and 4% accuracy with dial type torque wrenches when the wrench is used within the 20-100% rated capacity.

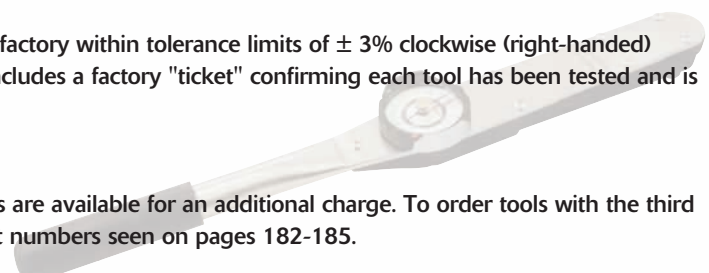
Factory Calibration

Each torque wrench is calibrated prior to shipment from the factory within tolerance limits of $\pm 3\%$ clockwise (right-handed) accuracy within upper 80% of range. Every torque wrench includes a factory "ticket" confirming each tool has been tested and is within specification before being shipped.

Calibration Certificates

For ISO 9000 and QS 9000 customers, calibration certificates are available for an additional charge. To order tools with the third party calibration certificate simply add "-C" to any of the part numbers seen on pages 182-185.

An annual calibration and a scheduled maintenance program are highly recommended.



Torque Wrench Features

- Operate and ratchet in both left and right hand directions.
- Maybe used for uncontrolled wrenching as long as torque does not exceed maximum capacity.
- Lock ring prevents accidental change of torque setting.
- Durable aluminum handle features an easy to grip diamond knurl surface and scratch resistant anodized coating.
- Ratchet reverses easily - has positive locking action.
- May be used continually at maximum torque capacity.
- Mechanism protected from routine contamination.
- Wrench made of highest quality heat-treated steel.
- Finished with tough, durable chrome nickel plating.
- Can be trusted in any automotive, aircraft, marine and industrial applications.

Torquing Guidelines & Suggestions

- NEVER OVERTORQUE !
- Do not break fasteners loose.
- Do not replace worn parts individually. Replace all the entire contents of the repair kit.
- Greater torque accuracy is assured by gripping it properly. Grasp the GRIP, not the SHAFT, and pull smoothly.
- Never attempt to turn the GRIP when the LOCK RING is in the "LOCK" position.
- Each torque wrench is lubricated before leaving the factory. If it has not been used for some time, it should be operated several times to re-distribute the lubricant within the working mechanism.
- Return adjustment to lowest settings after use.
- Periodically calibrate at minimum annually.
- Clean and lubricate ratchet assembly with light oil.

1 Year Limited Warranty

Every torque tool is backed by a one year limited warranty covering any manufacturing defect from original date of purchase. Improper use of these products, including but not limited to the application of excessive force, will affect performance and may result in injury. The warranty does not apply to tools which do not function properly or within specified accuracy because of wear, improper or unreasonable use, and damage not resulting from defect or malfunction, or which have been altered. Calibration is warranted for 90 days. Annual calibration and a scheduled maintenance program are highly recommended.

TORQUE WRENCHES



MIR150HD

Part No.	Drive	Imperial Range	Incr.	Newton Meter Range	Incr.	No. of Teeth	Head Style	Accuracy
MIR150HD	1/4"	20-150 in./lbs.	1	2.8-15.3 Nm	0.12	48	Fixed-head	± 4% CW ± 6% CCW



MIR250HD

Part No.	Drive	Imperial Range	Incr.	Newton Meter Range	Incr.	No. of Teeth	Head Style	Accuracy
MIR250HD	3/8"	30-250 in./lbs.	1	4.0 - 27.7 Nm	0.12	48	Fixed-head	± 4% CW ± 6% CCW
MFR80FL	3/8"	10-80 ft./lbs.	0.5	N/A	N/A	48	Flex-head	± 4% CW ± 6% CCW
MFR100HD	3/8"	10-100 ft./lbs.	0.5	16.9 - 132.2 Nm	0.7	48	Fixed-head	± 4% CW ± 6% CCW



MFR250HD

Part No.	Drive	Imperial Range	Incr.	Newton Meter Range	Incr.	No. of Teeth	Head Style	Accuracy
MFR250HD	1/2"	30-250 ft./lbs.	1	47 - 332 Nm	1.4	32	Fixed-head	± 4% CW ± 6% CCW

Features:


- Individually serialized with matching factory certificate of calibration traceable to N.I.S.T.
- Accuracy noted above is from 20% to 100% of full scale
- All models have a positive lock with pull down locking ring
- Fast, accurate and easy to set in any industrial workplace
- Easy-to-read scales
- Rugged metal knurled handles
- Quick release button for faster socket retention and removal
- Meets or exceeds ASME B107.14-2004, ISO 6789 standards
- Includes plastic storage case.

TORQUE WRENCHES



MFR600HD

Part No.	Drive	Imperial Range	Incr.	Newton Meter Range	Incr.	No. of Teeth	Head Style	Accuracy
MFR600HD	3/4"	100-600 ft./lbs.	5	169 - 779 Nm	6.8	40	Fixed-head	± 4% CW ± 6% CCW



MFR1000HD

Part No.	Drive	Imperial Range	Incr.	Newton Meter Range	Incr.	No. of Teeth	Head Style	Accuracy
*MFR1000HD	1"	200 - 1000 ft./lbs.	5	305 - 1322 Nm	6.8	30	Fixed-head	± 4% CW ± 6% CCW
**MF2000	1"	300 - 2000 ft./lbs.	10	N/A	N/A	30	Fixed - non ratcheting head	± 4% CW ± 6% CCW

*NOTE: MFR1000HD is supplied with one extension handle and includes a metal storage box.



81250

Part No.	Drive	Imperial Range	Incr.	Newton Meter Range	Incr.	No. of Teeth	Head Style	Accuracy
81250	1/4"	30 - 250 in/lbs.	1	4 - 28.8 Nm	0.11	36	Fixed-head	± 4% CW ± 6% CCW

Features:

- Individually serialized with matching factory certificate of calibration traceable to N.I.S.T.
- Accuracy noted above is from 20% to 100% of full scale
- Fast, accurate and easy to set in any industrial workplace
- Easy-to-read scales
- Rugged aluminum knurled handles
- Quick release button for faster socket retention and removal
- Meets or exceeds ASME B107.14-2004, ISO 6789 standards
- Includes plastic storage case.

TORQUE WRENCHES



82100

Part No.	Drive	Imperial Range	Incr.	Newton Meter Range	Incr.	No. of Teeth	Head Style	Accuracy
82100	3/8"	10 - 100 ft./lbs.	0.5	23.7 - 139 Nm	0.7	36	Fixed-head	± 4% CW ± 6% CCW
82250	3/8"	30 - 250 in./lbs.	1	4 - 28.8 Nm	0.11	36	Fixed-head	± 4% CW ± 6% CCW



83250

Part No.	Drive	Imperial Range	Incr.	Newton Meter Range	Incr.	No. of Teeth	Head Style	Accuracy
83250	1/2"	30 - 250 ft./lbs.	1	47.5 - 345.8 Nm	1.4	36	Fixed-head	± 4% CW ± 6% CCW



84600

Part No.	Drive	Imperial Range	Incr.	Newton Meter Range	Incr.	No. of Teeth	Head Style	Accuracy
84600	3/4"	100 - 600 ft./lbs.	5	169 - 847 Nm	7	24	Fixed-head	± 4% CW ± 6% CCW

Features:

- Individually serialized with matching factory certificate of calibration traceable to N.I.S.T.
- Accuracy noted above is from 20% to 100% of full scale
- All models have a positive lock with pull down locking ring
- Fast, accurate and easy to set in any industrial workplace
- Easy-to-read scales
- Rugged metal knurled handles
- Quick release button for faster socket retention and removal
- Meets or exceeds ASME B107.14-2004, ISO 6789 standards
- Includes plastic storage case.

TORQUE WRENCHES & MULTIPLIERS



scale shown



SM40

Torque Screwdriver - Micrometer Adjustable

Part No.	Capacity in. lbs.	Female Hex	Increments in. lbs.	Length in.	Width in.
SM40	5-40	1/4"	.5	6 1/2"	1.2

Part No.	Capacity in. oz.	Female Hex	Increments in. oz.	Length in.	Width in.
SM100	20-100	1/4"	1	5 1/2"	1.1



DIN75B



DFN250B

Heavy-Duty Dial Type Torque Wrenches

Part No.	Drive	Imperial Range	Incr.	Newton Meter Range	Incr.	Head Style	Accuracy
DFN250B	1/2"	0 - 250 ft./lbs.	5	0 - 350 Nm	10	Fixed-head	± 4% CW ± 4% CCW
DFN50B	3/8"	0 - 50 ft./lbs.	1	0 - 70 Nm	2	Fixed-head	± 4% CW ± 4% CCW
DIN250B	3/8"	0 - 250 in./lbs.	5	0 - 30 Nm	0.5	Fixed-head	± 4% CW ± 4% CCW
DIN600B	3/8"	0 - 600 in./lbs.	10	0 - 70 Nm	2	Fixed-head	± 4% CW ± 4% CCW
DIN75B	1/4"	0 - 75 in./lbs.	5	0 - 9 Nm	0.25	Fixed-head	± 4% CW ± 4% CCW

Features:

- Individually serialized with matching factory certificate of calibration traceable to N.I.S.T.
- Accuracy noted above is from 20% to 100% of full scale
- Fast, accurate and easy to set in any industrial workplace
- Large easy-to-read dial
- Meets or exceeds ASME B107.14-2004, ISO 6789 standards
- Includes plastic storage case.



TM2200



TM1200



TM750A

Torque Multipliers

Part No.	Input Drive	Output Drive	Max Input Torque		Max Output Torque		Torque Ratio	Length in. (mm)	Weight With Case lb.	Accuracy	Overload Protection	Anti Backlash
			ft. lb.	(Nm)	ft. lb.	(Nm)						
TM750A	1/2" F	3/4" M	227	303	750	1017	3.3:1	8.6 (218)	4.0	+/- 5%	No	No
TM1200*	1/2" F	3/4" M	200	271	1200	1627	6.0:1	14.1(358)	12.5	+/- 5%	Yes	No
TM2200*	1/2" F	1" M	162	271	2200	2983	13.6:1	19.6 (498)	15.2	+/- 5%	Yes	Yes
TM3200*	1/2" F	1" M	173	235	3200	4339	18.5:1	19.6 (498)	19.9	+/- 5%	Yes	Yes

* Includes Custom Molded Plastic Case

HEX KEYS



The highest standard. Yours.



GRAY TOOLS




FEATURES & BENEFITS

- Made from high quality copper finish S₂ industrial steel.
- Up to 30% more torque than ordinary hex keys.
- Superior durability & performance.
- Available in extra long, long and short in both SAE & Metric.
- Available in hex or ball ends.
- Available in L-design, folding sets and T-handle to suit any application.
- For optimal convenience, size and part number are etched on each key (1/8" & 3mm and larger).

Individual Hex Keys	188
T-Handle Hex Keys	189
Hex Key Sets	189
Folding Hex Keys	193

HEX KEYS



Individual Hex Keys

Hex Size	SAE Short Key Part No.	SAE Long Key Part No.	SAE Extra Long Key Part No.	Hex Size	Metric Short Key Part No.	Metric Long Key Part No.	Metric Extra Long Key Part No.
.028"	691028			0.035mm	693035		
.035"	691035			0.7mm	693007		
.05"	69100	68200	68200XL	0.9mm	693009		
1/16"	69104	68204	68204XL	1.27mm	693127		
5/64"	69105	68205	68205XL	1.5mm	69315	68415	68415XL
3/32"	69106	68206	68206XL	2mm	69302	68402	68402XL
7/64"	69107	68207	68207XL	2.5mm	69325	68425	68425XL
1/8"	69108	68208	68208XL	3mm	69303	68403	68403XL
9/64"	69109	68209	68209XL	4mm	69304	68404	68404XL
5/32"	69110	68210	68210XL	5mm	69305	68405	68405XL
3/16"	69112	68212	68212XL	6mm	69306	68406	68406XL
7/32"	69114	68214	68214XL	8mm	69308	68408	68408XL
1/4"	69116	68216	68216XL	10mm	69310	68410	68410XL
5/16"	69120	68220	68220XL	11mm	—	68411	—
3/8"	69124	68224	68224XL	12mm	69312	68412	—
7/16"	69128	68228	—	14mm	69314	68414	—
1/2"	69132	68232	—	17mm	69317	68417	—
9/16"	69136	68236	—	19mm	69319	68419	—
5/8"	69140	68240	—				
3/4"	69148	68248	—				
7/8"	69152	—	—				
1"	69164	—	—				



Individual - Ball End Hex Keys

Hex Size	SAE Short Key Part No.	SAE Long Key Part No.	SAE Extra Long Key Part No.	Hex Size	Metric Short Key Part No.	Metric Long Key Part No.	Metric Extra Long Key Part No.
.05"	68301	68501	68501XL	1.5mm	68715	68915	68915XL
1/16"	68304	68504	68504XL	2mm	68702	68902	68902XL
5/64"	68305	68505	68505XL	2.5mm	68725	68925	68925XL
3/32"	68306	68506	68506XL	3mm	68703	68903	68903XL
7/64"	68307	68507	68507XL	4mm	68704	68904	68904XL
1/8"	68308	68508	68508XL	5mm	68705	68905	68905XL
9/64"	68309	68509	68509XL	6mm	68706	68906	68906XL
5/32"	68310	68510	68510XL	8mm	68708	68908	68908XL
3/16"	68312	68512	68512XL	10mm	68710	68910	68910XL
7/32"	68314	68514	68514XL	11mm	—	68911	—
1/4"	68316	68516	68516XL	12mm	—	68912	—
5/16"	68320	68520	68520XL	14mm	—	68914	—
3/8"	68324	68524	68524XL	17mm	—	68917	—
7/16"	—	68528	—	19mm	—	68919	—
1/2"	—	68532	—				
9/16"	—	68536	—				
5/8"	—	68540	—				
3/4"	—	68548	—				

* See page 310 for hex key overall lengths.




SAE T-Handle S₂ Hex Keys with Vinyl Grips

Hex Size	Part No.	Blade Length	Overall Length
3/32"	68606	2.56"	4.33"
7/64"	68607	2.75"	4.50"
1/8"	68608	2.95"	4.72"
9/64"	68609	2.95"	4.72"
5/32"	68610	3.35"	5.12"
3/16"	68612	3.94"	5.91"
7/32"	68614	4.33"	6.3"
1/4"	68616	4.72"	6.69"
5/16"	68620	5.83"	7.87"
3/8"	68624	7.01"	9.06"




Metric T-Handle S₂ Hex Keys with Vinyl Grips

Hex Size	Part No.	Blade Length	Overall Length
2mm	67602	55mm	100mm
2.5mm	67625	65mm	110mm
3mm	67603	75mm	120mm
4mm	67604	85mm	130mm
5mm	67605	100mm	150mm
6mm	67606	120mm	170mm
8mm	67608	148mm	200mm
10mm	67610	178mm	230mm




**698610
10 Piece SAE T-Handle Hex Key Set**

Contains: 3/32", 7/64", 1/8", 9/64", 5/32", 3/16", 7/32", 1/4", 5/16", 3/8"
Includes organizer




**697608
8 Piece Metric T-Handle Hex Key Set**

Contains: 2, 2.5, 3, 4, 5, 6, 8, 10 mm
Includes organizer



**698107
7 Piece SAE Short Arm S₂ Hex Key Set**


Contains: 0.028", 0.035", 0.05", 1/16", 3/32", 1/8"
Includes organizer



**697107
7 Piece Metric Short Arm S₂ Hex Key Set**

Contains: 0.7, 0.9, 1.27, 1.5, 2, 2.5, 3 mm
Includes organizer

HEX KEYS




68809
9 Piece Metric Short Arm S₂ Hex Key Set

Contains: 1.5, 2, 2.5, 3, 4, 5, 6, 8, 10mm




69712
13 Piece SAE Short Arm S₂ Hex Key Set

Contains: .050", 1/16", 5/64", 3/32", 7/64", 1/8", 9/64", 5/32", 3/16", 7/32", 1/4", 5/16", 3/8"



698113
13 Piece SAE Hex Key Ball End Short

Contains: .050", 1/16", 5/64", 3/32", 7/64", 1/8", 9/64", 5/32", 3/16", 7/32", 1/4", 5/16", 3/8"



697109
9 Piece Metric Hex Key Ball End Short

Contains: 1.5, 2, 2.5, 3, 4, 5, 6, 8, 10mm




69807
7 Piece Torx[®] Long Arm S₂ Hex Key Set

Contains: T10, T15, T20, T25, T27, T30, T40



68713
13 Piece SAE Long Arm S₂ Hex Key Set

Contains: .050", 1/16", 5/64", 3/32", 7/64", 1/8", 9/64", 5/32", 3/16", 7/32", 1/4", 5/16", 3/8"



68709
9 Piece Metric Long Arm S₂ Hex Key Set

Contains: 1.5, 2, 2.5, 3, 4, 5, 6, 8, 10mm



68913
13 Piece SAE Long Arm Ball S₂ Hex Key Set

Contains: .050", 1/16", 5/64", 3/32", 7/64", 1/8", 9/64", 5/32", 3/16", 7/32", 1/4", 5/16", 3/8"



68909
9 Piece Metric Long Arm Ball S₂ Hex Key Set

Contains: 1.5, 2, 2.5, 3, 4, 5, 6, 8, 10mm



68722
22 Piece SAE & Metric Combination Long Arm Ball S₂ Hex Key Set

Contains: 68913 and 68909

68723
22 Piece SAE & Metric Combination Long Arm S₂ Hex Key Set

Contains: 68713 and 68709




HEX KEYS



68713XL
13 Piece SAE Extra Long Arm S₂ Hex Key Set

Contains: .050", 1/16", 5/64", 3/32", 7/64", 1/8", 9/64", 5/32", 3/16", 7/32", 1/4", 5/16", 3/8"



68709XL
9 Piece Metric Extra Long Arm S₂ Hex Key Set

Contains: 1.5, 2, 2.5, 3, 4, 5, 6, 8, 10mm



68913XL
13 Piece SAE Extra Long Arm Ball S₂ Hex Key Set

Contains: .050", 1/16", 5/64", 3/32", 7/64", 1/8", 9/64", 5/32", 3/16", 7/32", 1/4", 5/16", 3/8"



68909XL
9 Piece Metric Extra Long Arm Ball S₂ Hex Key Set

Contains: 1.5, 2, 2.5, 3, 4, 5, 6, 8, 10mm



68913SB*
13 Piece SAE Stubby Long Arm Ball S₂ Hex Key Set

Contains: .050", 1/16", 5/64", 3/32", 7/64", 1/8", 9/64", 5/32", 3/16", 7/32", 1/4", 5/16", 3/8"



68909SB*
9 Piece Metric Stubby Long Arm Ball S₂ Hex Key Set

Contains: 1.5, 2, 2.5, 3, 4, 5, 6, 8, 10mm

* Includes mini wrench for extra grip & torque.



69955
5 Piece SAE Long Folding S₂ Hex Key Set

Contains: 3/16", 7/32", 1/4", 5/16", 3/8"



69959
9 Piece SAE Long Folding S₂ Hex Key Set

Contains: 5/64", 3/32", 7/64", 1/8", 9/64", 5/32", 3/16", 7/32", 1/4"



69949
9 Piece SAE Long Ball Folding S₂ Hex Key Set

Contains: 5/64", 3/32", 7/64", 1/8", 9/64", 5/32", 3/16", 7/32", 1/4"



69958
9 Piece SAE Short Folding S₂ Hex Key Set

Contains: .050", 1/16", 5/64", 3/32", 7/64", 1/8", 9/64", 5/32", 3/16"



69937
7 Piece Metric Short Folding S₂ Hex Key Set

Contains: 1.5, 2, 2.5, 3, 4, 5, 6mm



69927
7 Piece Long Torx[®] Folding S₂ Hex Key Set

Contains: T10, T15, T20, T25, T27, T30, T40

HEX KEYS



698115
15 Piece SAE Short Arm S₂ Hex Key Set

Contains: 0.028", 0.035", 0.5", 1/16", 5/64", 3/32", 1/8", 5/32", 3/16", 1/4", 5/16", 3/8", 1/2", 9/16", 5/8"



698513
13 Piece SAE Long Arm Ball S₂ Hex Key Set

Contains: 1/16", 5/64", 3/32", 1/8", 5/32", 3/16", 7/32", 1/4", 5/16", 3/8", 1/2", 9/16", 5/8"



698310
10 Piece SAE Extra Long Arm S₂ Hex Key Set

Contains: 1/8", 5/32", 3/16", 7/32", 1/4", 5/16", 3/8", 1/2", 9/16", 5/8"

697513
13 Piece Metric Long Arm Ball S₂
Hex Key Set

Contains: 1.5, 2, 2.5, 3, 4, 5, 5.5, 6, 8, 10, 12, 14, 17mm



697310
10 Piece Metric Extra Long Arm S₂
Hex Key Set

Contains: 3, 4, 5, 6, 7, 8, 10, 12, 14, 17mm




697115
15 Piece Metric Short Arm S₂
Hex Key Set

Contains: 0.7, 0.9, 1.3, 1.5, 2, 2.5, 3, 4, 5, 6, 8, 10, 12, 14, 17mm




SCREWDRIVERS & NUT DRIVERS



The highest standard. Yours.



GRAY TOOLS



FEATURES & BENEFITS

- Large assortment of screwdriver sizes, lengths and types to accommodate any application.
- All screwdriver tips are precision ground to ensure precise fit.
- Various handle designs to generate maximum torque for the specific application. Designs include comfort grip, insulated and precision handles.
- Screwdriver shanks are made from premium quality materials such as alloy industrial steel delivering safety from breakage and premature wear.

Slotted Screwdrivers	198
Phillips® Screwdrivers.	199
Square Recess Screwdrivers	200
Torx® Screwdrivers	200
Screw Starters	201
Screwdriver Sets	202
Nut Drivers	205
Screwdriver Bits, Holders & Accessories	206

*Phillips® is a registered trademark of Phillips Screw Co.


*Torx® is a registered trademark of Textron.

SCREWDRIVERS & NUT DRIVERS




Slotted - Precision

Part No.	Blade Length	Overall Length	Tip Size	Shank Size
85820	2 ³ / ₈ "	6 ¹ / ₂ "	5/64"	5/64"
85825	2 ³ / ₈ "	6 ¹ / ₂ "	3/32"	3/32"
85830	2 ³ / ₈ "	6 ¹ / ₂ "	11/64"	11/64"
85835	2 ³ / ₈ "	6 ¹ / ₂ "	9/64"	9/64"
85840	2 ³ / ₈ "	6 ¹ / ₂ "	5/32"	5/32"



Slotted - Round Shank

Part No.	Blade Length	Overall Length	Tip Size	Shank Size
00AA	1"	2 ¹ / ₁₆ "	.015 x 1/8"	1/8"
03	3"	6 ¹ / ₂ "	.035 x 1/4"	1/4"
04	4"	8 ¹ / ₄ "	.035 x 1/4"	1/4"
06	6"	10 ¹ / ₄ "	.042 x 5/16"	5/16"
08	8"	12 ¹ / ₂ "	.05 x 3/8"	3/8"
010	10"	14 ¹ / ₂ "	.05 x 3/8"	3/8"
012	12"	16 ³ / ₄ "	.055 x 1/2"	7/16"



Slotted - Square Shank


Part No.	Blade Length	Overall Length	Tip Size	Shank Size
S03	3"	6 ³ / ₄ "	.037 x 1/4"	1/4"
S04	4"	8 ¹ / ₄ "	.037 x 1/4"	1/4"
S06	6"	10 ¹ / ₄ "	.045 x 5/16"	5/16"
S08	8"	12 ¹ / ₂ "	.053 x 3/8"	3/8"
S010	10"	14 ¹ / ₂ "	.058 x 1/2"	3/8"
S012	12"	16 ³ / ₄ "	.062 x 1/2"	3/8"
S027	18 ¹ / ₂ "	27 ¹ / ₄ "	.070 x 9/16"	3/8"



Slotted - Hex Shank Heavy Duty Comfort Grip

Part No.	Blade Length	Overall Length	Tip Size	Shank Size
86303	4"	7 ⁹ / ₆₄ "	.03 x 5/32"	5/32"
86304	4"	8 ¹ / ₄ "	.04 x 13/64"	13/64"
86306	6"	10 ¹ / ₄ "	.05 x 1/4"	15/64"
86307	7"	11 ¹ / ₄ "	.05 x 5/16"	5/16"
86308	8"	12 ¹ / ₄ "	.08 x 25/64"	5/16"

Full length blade with hex bolster goes through handle to end cap. End cap has tip style etched.



Slotted - Round Shank - Cabinet

Part No.	Blade Length	Overall Length	Tip Size	Shank Size
10603	3"	6 ¹ / ₂ "	.028 x 3/16"	3/16"
10604	4"	8 ¹ / ₄ "	.028 x 3/16"	3/16"
10806	6"	9 ⁷ / ₁₆ "	.031 x 1/4"	1/4"



Slotted - Round Shank - Electrician's

Part No.	Blade Length	Overall Length	Tip Size	Shank Size
30403	3"	6 ¹ / ₂ "	.016 x 1/8"	1/8"
30404	4 ¹ / ₄ "	7 ¹ / ₄ "	.016 x 1/8"	1/8"
30408	8"	11 ¹ / ₂ "	.016 x 1/8"	1/8"
30504	4 ¹ / ₄ "	7 ³ / ₄ "	.020 x 5/32"	5/32"
30506	6"	9 ¹ / ₂ "	.020 x 5/32"	5/32"
30606	6"	9 ¹ / ₂ "	.028 x 3/16"	3/16"
30608	8"	11 ¹ / ₂ "	.028 x 3/16"	3/16"
30612	12"	15 ¹ / ₂ "	.028 x 3/16"	3/16"

SCREWDRIVERS & NUT DRIVERS



Slotted - Stubby Comfort Grip Heavy Duty

Part No.	Blade Length	Overall Length	Tip Size	Shank Size
30801A	1 1/2"	3 1/2"	.031 x 1/4"	1/4"




Slotted - Flexible Blade

Part No.	Blade Length	Overall Length	Tip Width
211	4 1/2"	7 1/2"	3/16"



Phillips® - Precision

Part No.	Blade Length	Overall Length	Tip Size	Shank Size
85800	2 3/8"	6 1/2"	No. 00	3/32"
85810	2 3/8"	6 1/2"	No. 0	11/64"
85801	2 3/8"	6 1/2"	No. 1	5/32"



Phillips® - Round Shank

Part No.	Blade Length	Overall Length	Tip Size	Shank Size
50002	2 3/8"	6 1/2"	No. 0	1/8"
50103	3 1/4"	6 3/4"	No. 1	3/16"
50204	4"	8 1/4"	No. 2	1/4"
50306	6"	10"	No. 3	5/16"
50408	8"	12 1/2"	No. 4	3/8"



Phillips® - Hex Shank Heavy Duty Comfort Grip

Part No.	Blade Length	Overall Length	Tip Size	Shank Size
86430	3"	6 3/8"	No.0	1/8"
86431	3"	7 1/4"	No. 1	13/64"
86432	4"	8 1/4"	No. 2	15/64"
86433	6"	10 5/8"	No. 3	5/16"



Phillips® - Stubby Comfort Grip Heavy Duty

Part No.	Blade Length	Overall Length	Tip Size	Shank Size
50101A	1 1/2"	3 1/4"	No. 1	3/16"
50201A	1 1/2"	3 1/4"	No. 2	1/4"

Full length blade with hex bolster goes through handle to end cap.
End cap has tip style etched.

SCREWDRIVERS & NUT DRIVERS



Square Recess - Extra Long

Part No.	Blade Length	Overall Length	Tip Size	Shank Size	Handle Colour
RB221	6 1/4"	10 3/4"	No. 1	5/16"	Green
RB321	7 3/4"	12 1/2"	No. 1	5/16"	Green
RB222	6 1/4"	10 3/4"	No. 2	5/16"	Red
RB223	6 1/4"	10 3/4"	No. 3	5/16"	Black
RB224	6 1/4"	10 3/4"	No. 4	5/16"	Black



Square Recess - Hex Shank Heavy Duty Comfort Grip

Part No.	Blade Length	Overall Length	Tip Size	Shank Size	Handle Colour
86510	4"	8 1/4"	No. 0	3/16"	Yellow
86501	4"	8 1/4"	No. 1	1/4"	Green
86502	4"	8 1/4"	No. 2	1/4"	Red
86503	4"	8 1/4"	No. 3	1/4"	Black

Full length blade with hex bolster goes through handle to end cap. End cap has tip style etched.



Square Recess - Stubby Comfort Grip Heavy Duty

Part No.	Blade Length	Overall Length	Tip Size	Shank Size	Handle Colour
RB120A	1 1/2"	3 1/4"	No. 0	1/4"	Yellow
RB121A	1 1/2"	3 1/4"	No. 1	1/4"	Green
RB122A	1 1/2"	3 1/4"	No. 2	1/4"	Red
RB123A	1 1/2"	3 1/4"	No. 3	1/4"	Black



Torx® - Precision

Part No.	Blade Length	Overall Length	Tip Size	Shank Size
TXS805	1 1/2"	6 1/2"	T5	5/64"
TXS806	1 1/2"	6 1/2"	T6	5/64"
TXS807	1 1/2"	6 1/2"	T7	3/32"
TXS808	1 1/2"	6 1/2"	T8	3/32"
TXS809	1 1/2"	6 1/2"	T9	1/8"
TXS810	2 3/8"	6 1/2"	T10	1/8"
TXS815	2 3/8"	6 1/2"	T15	1/8"
TXS820	2 3/8"	6 1/2"	T20	5/32"



Torx® - Hex Shank Heavy Duty Comfort Grip

Part No.	Blade Length	Overall Length	Tip Size	Shank Size
TXS608A	4"	8"	T8	3/16"
TXS610A	4"	8"	T10	3/16"
TXS615A	4"	8"	T15	3/16"
TXS620A	4"	8"	T20	1/4"
TXS625A	4"	8"	T25	1/4"
TXS627A	4"	8"	T27	1/4"
TXS630A	4"	8"	T30	1/4"

SCREWDRIVERS & NUT DRIVERS



Screw Starters - Slotted

Part No.	Type	Overall Length
125	Aluminum	2 1/2"
127	Aluminum	5"
129	Aluminum	9"



Screw Starters - Slotted - Nylon

Part No.	Type	Overall Length
NH2	Nylon	2 1/2"
NH6	Nylon	6"
NH9	Nylon	9"



Screw Starters - Phillips

Part No.	Type	Overall Length
P175	Aluminum	5"
P177	Aluminum	7"
P179	Aluminum	9"



Pocket Screwdriver with Clip

Part No.	Tip Size	Blade Length	Overall Length
92460	1/64" x 1/8"	3"	5 1/2"



Scratch Awl

Part No.	Description	Blade Length	Overall Length
91425A	Scratch awl	4"	7 3/4"

SCREWDRIVERS & NUT DRIVERS



SCD06
6 Piece Slotted Set

Part No.	Description	Overall Length
04	Slotted	8 1/4"
06	Slotted	10 1/4"
08	Slotted	12 1/2"
010	Slotted	14 1/2"
10604	Slotted	8 1/4"
30801A	Slotted Stubby	3 1/2"

Includes foam tray organizer.



SCD12
12 Piece Slotted Set

Part No.	Description	Overall Length
04	Slotted	8 1/4"
06	Slotted	10 1/4"
08	Slotted	12 1/2"
010	Slotted	14 1/2"
012	Slotted	16 3/4"
10603	Slotted	6 1/2"
30506	Slotted	9 1/2"
30408	Slotted	11 1/2"
30612	Slotted	15 1/2"
30801A	Slotted Stubby	3 1/2"
127	Screw Starter	5"
92460	Pocket Clip Type	4 3/4"

Includes foam tray organizer.



SCD506
6 Piece Phillips® Set

Part No.	Description	Overall Length
50101A	Phillips® Stubby No. 1	3 1/4"
50201A	Phillips® Stubby No. 2	3 1/4"
50103	Phillips® No. 1	6 3/4"
50204	Phillips® No. 2	8 1/4"
50306	Phillips® No. 3	10"
50408	Phillips® No. 4	12 1/2"



SCD3A
3 Piece Square Recess Set

Part No.	Description	Overall Length
RB221	Square Recess No. 1	10 3/4"
RB222	Square Recess No. 2	10 3/4"
RB223	Square Recess No. 3	10 3/4"

SCREWDRIVERS & NUT DRIVERS



5693A
4 Piece Square Recess Set

Part No.	Description	Overall Length
86510	Square Recess No. 0	7 ³ / ₈ "
86501	Square Recess No. 1	8"
86502	Square Recess No. 2	8"
86503	Square Recess No. 3	8"



TXS7A
7 Piece Torx® Set

Part No.	Description	Overall Length
TXS608A	Torx® - T8	8"
TXS610A	Torx® - T10	8"
TXS615A	Torx® - T15	8"
TXS620A	Torx® - T20	8"
TXS625A	Torx® - T25	8"
TXS627A	Torx® - T27	8"
TXS630A	Torx® - T30	8"

Includes molded tray.



SCD6
6 Piece Assorted Set

Part No.	Description	Overall Length
04	Slotted	8 ¹ / ₄ "
06	Slotted	10 ¹ / ₄ "
50103	Phillips® No. 1	6 ³ / ₄ "
50204	Phillips® No. 2	8 ¹ / ₄ "
RB221	Square Recess No. 1	10 ³ / ₄ "
RB222	Square Recess No. 2	10 ³ / ₄ "



85908A
8 Piece Assorted Set

Part No.	Description	Overall Length
03	Slotted	6 ¹ / ₂ "
04	Slotted	8 ¹ / ₄ "
06	Slotted	10 ¹ / ₄ "
08	Slotted	12 ¹ / ₂ "
50103	Phillips No. 1	6 ³ / ₄ "
50204	Phillips No. 2	8 ¹ / ₄ "
RB221	Square Recess No. 1	10 ³ / ₄ "
RB222	Square Recess No. 2	10 ³ / ₄ "

Includes foam tray organizer

SCREWDRIVERS & NUT DRIVERS



86007
7 Piece Assorted Screwdriver Set

Part No.	Description	Overall Length
86304	Slotted	8 1/4"
86306	Slotted	10 1/4"
86307	Slotted	11 1/4"
86431	Phillips® No. 1	7 1/4"
86432	Phillips® No. 2	8 1/4"
86501	Square Recess No. 1	8 1/4"
86502	Square Recess No. 2	8 1/4"

Includes molded tray



86009
9 Piece Assorted Screwdriver Set

Part No.	Description	Overall Length
86304	Slotted	8 1/4"
86306	Slotted	10 1/4"
86307	Slotted	11 1/4"
86308	Slotted	12 1/4"
86431	Phillips® No. 1	7 1/4"
86432	Phillips® No. 2	8 1/4"
86433	Phillips® No. 3	10 5/8"
86501	Square Recess No. 1	8 1/4"
86502	Square Recess No. 2	8 1/4"

Includes molded tray



86980
8 Piece Precision Screwdriver Set

Part No.	Description	Overall Length
85800	Phillips No. 00	6 1/2"
85810	Phillips No. 0	6 1/2"
85801	Phillips No. 1	6 1/2"
85820	Slotted	6 1/2"
85825	Slotted	6 1/2"
85830	Slotted	6 1/2"
85835	Slotted	6 1/2"
85840	Slotted	6 1/2"

Includes storage case.



TXS800
8 Piece Precision Torx® Screwdriver Set

Part No.	Description	Overall Length
TXS805	Torx® - T5	6 1/2"
TXS806	Torx® - T6	6 1/2"
TXS807	Torx® - T7	6 1/2"
TXS808	Torx® - T8	6 1/2"
TXS809	Torx® - T9	6 1/2"
TXS810	Torx® - T10	6 1/2"
TXS815	Torx® - T15	6 1/2"
TXS820	Torx® - T20	6 1/2"

Includes storage case.

SCREWDRIVERS & NUT DRIVERS



Nut Drivers - SAE

6 Point Part No.	Hex Opening	Overall Length	Colour Code
CH06	3/16"	6 5/8"	Black
CH08	1/4"	6 5/8"	Red
CH10	5/16"	6 5/8"	Amber
CH11	11/32"	6 5/8"	Green
CH12	3/8"	6 5/8"	Blue
CH14	7/16"	7"	Brown
CH16	1/2"	7"	Red

*Feature 3" hollow shank blades



Nut Drivers - Metric

6 Point Part No.	Hex Opening	Overall Length	Colour Code
CH05M	5mm	6"	Amber
CH06M	6mm	6"	Amber
CH07M	7mm	6"	Amber
CH08M	8mm	6"	Amber
CH09M	9mm	6"	Amber
CH10M	10mm	6"	Amber
CH11M	11mm	6"	Amber

*Feature 3" hollow shank blades



CHS7A 7 Piece SAE Nut Driver Set

Contains: 3/16", 1/4", 5/16", 11/32", 3/8", 7/16", 1/2"
Includes Canvas Roll



CHS7MA 7 Piece Metric Nut Driver Set

Contains: 5, 6, 7, 8, 9, 10, 11mm
Includes Canvas Roll



86029 32 Piece Gearless Screwdriver Set

Set includes:

Slotted #: 3, 4, 5, 6 & 7 Square Recess #: 1, 2 & 3
Phillips® #: 0, 1, 2 & 3 Pozidriv® #: 1, 2 & 3
Hex #: 2, 2.5, 3, 4 & 5 2.5" bit holder
Torx® #: 8, 9, 10, 15, 20, 25, 27, 30, 40
Includes storage case.



88036 36 Piece Colour Insert Bit Set With Metal Case

Set includes:

Hex: 1/8", 3/16", 5/32", 7/32", 9/64", 2mm, 3mm, 4mm, 5mm, 6mm
Phillips® #: 1 (3), 2 (5), 3 (2)
Square recess #: 0 (1), 1 (2), 2 (5), 3 (2)
Slotted #: 4, 5, 6, 8, 10
Magnetic bit holder with forward quick release
Includes metal case.

SCREWDRIVERS & NUT DRIVERS



1/4" Shank Magnetic Nutsetters

Part No.	Size	Length
76924	1/4"	1 5/8"
76925	5/16"	1 5/8"
76926	3/8"	1 5/8"
76927	7/16"	1 5/8"
76934	1/4"	2 9/16"
76935	5/16"	2 9/16"
76936	3/8"	2 9/16"
76937	7/16"	2 9/16"



1/4" Shank Universal Magnetic Bit Holders

Part No.	Size	Length
79102A	1/4" Hex	2"
79103A	1/4" Hex	3"
79106A	1/4" Hex	6"



1/4" Shank Deep Non-Magnetic Nutsetters

Part No.	Size	Length
76954	1/4"	3"
76956	3/8"	3"
76957	7/16"	3"



1/4" Shank Magnetic Bit Holders With Quick Release

Part No.	Size	Length
79203	1/4" Hex	3"



Magnetic Bit Holder

Part No.	Hex	Length
BH10014	1/4"	8"

1/4" Hex Shank

	Size	Overall Length		
		1"	1 15/16"	3"
SLOTTED	.032 # 4	76114A	76124A	76134A
	.036 # 5	76115A	76125A	76135A
	.040 # 6	76116A	76126A	76136A
	.046 # 8	76118A	76128A	76138A
	.050 #10	76119	—	76139A
	.050 #10	76110A	76120A	—



Slotted



	Square Size	Overall Length				
		1"	1 15/16"	2 3/4"	4"	6"
SQUARE RECESS	# 0	76210A	76220A	—	—	—
	# 1	76211A	76221A	76231A	76241A	76261A
	# 2	76212A	76222A	76232A	76242A	76262A
	# 3	76213A	76223A	76233A	76243A	76263A



Square Recess



	Size	Overall Length				
		1"	1 15/16"	2 3/4"	4"	6"
PHILLIPS®	# 1	76311A	76321A	76331A	76341A	76361A
	# 2	76312A	76322A	76332A	76342A	76362A
	# 3	76313A	76323A	76333A	76343A	76363A
	# 1 Reduced	76391A	—	—	—	—
	# 2 Reduced	76392A	—	—	—	—
	# 1 ACR	—	76421	—	—	—
	# 2 ACR	76412	76422	—	—	—
	# 3 ACR	—	76423	—	—	—



Phillips and Phillips-ACR®



	Square Size	Overall Length			
		1"	1 15/16"	2 3/4"	6"
POZIDRIV®	#1	76511A	—	—	—
	#2	76512A	—	—	—
	#3	76513A	—	—	—



Pozidriv®



	Size	Overall Length		Overall Length	
		1"	1 1/4"	1 15/16"	1"
TORX®	T6	77106A	—	77206A	—
	T7	77107A	—	77207A	78107
	T8	77108A	—	77208A	78108
	T9	77109A	—	77209A	78109
	T10	77110A	—	77210A	78110
	T15	77115A	—	77215A	78115
	T20	77120A	—	77220A	78120
	T25	77125A	—	77225A	78125
	T27	77127A	—	77227A	78127
	T30	77130A	*77330	77230A	78130T
	T40	77140A	*77340	—	78140T
	T45	—	*77345A	—	—
	T50	—	*77350A	—	—
	T55	—	*77355A	—	—
	T60	—	*TX660-BIT	—	—



Torx®
Tamper Resistant



Torx®



* Have a 15/16" shank.

	SAE Size	Overall Length 1"	Metric Size	Overall Length 1"	
HEX	0.050	76610A	2 mm	76712A	—
	1/16	76612A	2.5 mm	76712.5A	—
	3/32	76613A	3 mm	76713A	—
	7/64	76613.5A	4 mm	76714A	—
	1/8	76614A	5 mm	76715A	—
	9/64	76614.5A	6 mm	76716A	—
	5/32	76615A	7 mm	76717A	—
	3/16	76616A	8 mm	76718A	—
	7/32	76617A	—	—	—



Hex Bit



PLIERS, SNIPS & CUTTERS



The highest standard. Yours.



GRAY TOOLS



FEATURES & BENEFITS

- Professional industrial grade quality.
- Large assortment of pliers including side cutting, slip joint, locking, cutting and retaining ring designed for the demands of the professional user.
- Cutting pliers are designed to make quick and comfortable cuts in a variety of materials.
- Retaining ring pliers offer easy and reliable installation and removal of retaining rings.
- Wire strippers/crimpers make working with wires easy and hassle free. The stay sharp edges ensure a clean cut every time.
- Pliers and cutters are drop forged & specially heat treated offering maximum tool life.

Cutting Pliers	210
Mini Cutting Pliers	210
Slip Joint Pliers	212
Cutters	213
Bolt Cutters	215
Specialty & Automotive Pliers	216
Wire Strippers, Cutters & Crimpers	217
Retaining Ring Pliers	219

PLIERS, SNIPS & CUTTERS



Side Cutting - Heavy Duty - Vinyl Grips

Part No.	Overall Length	Jaw Length	Weight lbs.
B245B	5 3/4"	3/4"	0.32
B246B	7"	3/4"	0.50
B247B	8"	3/4"	0.55
B249B	10"	3/4"	1.00



Side Cutting - Diamond Slim Nose - Vinyl Grips

Part No.	Overall Length	Jaw Length	Weight lbs.
B240B	5 1/4"	3/4"	0.33
B241B	6 1/2"	7/8"	0.42
B243B	7 1/2"	1"	0.53



Spring loaded

Slim Nose Cutters - Vinyl Grips

Part No.	Overall Length	Jaw Length	Cut	Head Style
B291A	4 1/4"	1/2"	Semi-Flush	Tapered

Normal cutter, very slim tapered jaws, for cutting soft and steel wire.



Spring loaded

Round Nose Cutters - Vinyl Grips

Part No.	Overall Length	Jaw Length	Cut	Head Style	Weight lbs.
B285A	4 1/4"	1/2"	True-Flush	Oval	0.20

Standard jaws for cutting steel and soft wire.



Spring loaded

Side Cutting - Flush Cut (for plastic) - Vinyl Grips

Part No.	Overall Length	Jaw Length	Weight lbs.
B206	6"	3/4"	0.30
B207	7 1/2"	1"	0.50



Mini Angled Flush Pliers

Part No.	Overall Length	Jaw Length	Weight lbs.
B293A	9 1/2"	1/2"	0.30

PLIERS, SNIPS & CUTTERS



Needle Nose Straight Cutter - Vinyl Grips

Part No.	Overall Length	Jaw Length	Weight lbs.
B230B	5 ³ / ₄ "	1 ¹ / ₂ "	0.24
B231B	6 ¹ / ₄ "	2"	0.28
B232B	8"	2 ³ / ₄ "	0.36



Needle Nose 45° Curved with Cutter - Vinyl Grips

Part No.	Overall Length	Jaw Length	Weight lbs.
B238B	6 ¹ / ₄ "	2"	0.28
B239B	7 ⁷ / ₈ "	2 ³ / ₄ "	0.37



Spring loaded

Needle Nose Long Slim - Vinyl Grips

Part No.	Overall Length	Jaw Length	Tip Thickness	Weight lbs.
B281A	6"	2 ¹ / ₈ "	1/8"	0.13

Slim body design and needle nose slips into tight spaces to let you get a grip on small-gauge wire for bending, looping and twisting.



Spring loaded

Flat Nose - Vinyl Grips

Part No.	Overall Length	Jaw Length	Tip Thickness	Tip Width	Head Style
B274A	4 ¹ / ₂ "	1 ¹ / ₁₆ "	5/64"	9/64"	Flat



Mini Needle Nose Curved Pliers

Part No.	Overall Length	Jaw Length	Weight lbs.
B276A	4 ³ / ₈ "	1/2"	0.30
B277A	4 ³ / ₈ "	1/2"	0.30



B295A

Flat Nose/Duck Bill - Vinyl Grips

Part No.	Overall Length	Description	Jaw Length
B295A	8"	Duck Bill	1 ³ / ₈ "
B224A	6 ¹ / ₂ "	Flat Nose	2"

PLIERS, SNIPS & CUTTERS



Water Pump - Vinyl Grips

Part No.	Overall Length	Jaw Length	Capacity
258A	10 1/4"	1 1/2"	2 1/8"



Ignition Slip Joint - Vinyl Grips

Part No.	Overall Length	Jaw Length	Capacity
518A	5"	1/2"	3/4"



Slip Joint - Vinyl Grips

Part No.	Overall Length	Jaw Length	Capacity
B6A	6 1/2"	1/4"	1"
B8A	8"	1/2"	1 1/4"
B10A	10"	3/4"	1 1/2"



Tongue & Groove Slip Joint - Vinyl Grips

Part No.	Overall Length	Jaw Length	Capacity
B45-7A	7 3/4"	1"	3/4"
B45-10A	10 1/4"	1 1/4"	1 1/2"
B45-12A	12 1/2"	1 1/2"	2 5/8"
B45-16A	16 1/2"	2"	4 1/4"
B45-20	20"	3"	5 1/2"



Soft Jaw Pliers - Vinyl Grips

Part No.	Overall Length	Setting Positions	Max. Capacity	Weight lbs.
520A	10"	4	2.5"	0.85



Smooth Jaw Pliers Wrench

Part No.	Overall Length	Jaw Length	Weight lbs.
B287B	7"	1 1/2"	0.70
B280B	10"	2"	1.15

PLIERS, SNIPS & CUTTERS



End Cutting - Vinyl Grips Long Reach

Part No.	Overall Length	Jaw Length	Weight lbs.
B253	10"	1"	0.981



End Cutting - Vinyl Grips

Part No.	Overall Length	Jaw Length	Weight lbs.
B255B	6 1/4"	1/4"	0.408
B258B	8"	3/8"	0.793



Spring loaded

End Cutting Nippers - Vinyl Grips

Part No.	Overall Length	Jaw Length	Cut	Head Style
B292A	4"	1/4"	Flush	Rounded

With flush cutter only for soft wire applications.



Crimping Pliers - Vinyl Grips

Part No.	Overall Length	Jaw Length	AWG	Weight lbs.
B261B	7"	1 3/8"	25-5	0.55

Ideal for crimping terminals and connectors for stranded cables with vinyl or rubber insulation.



Lineman's Combination with Cutter - Vinyl Grips

Part No.	Overall Length	Jaw Length	Weight lbs.
B210B	6 1/4"	1"	0.408
B212B	7"	1 1/4"	0.496
B214B	8"	1 3/8"	0.628
B218B	9"	1 5/8"	0.782



Cable Cutter with Vinyl Grips

Part No.	Description	Overall Length
B204A	For cutting battery cables and other soft metal cables. Cuts 4/0 aluminum and up to 4/0 soft copper.	9 1/2"

PLIERS, SNIPS & CUTTERS



81303
3 Piece Long Reach Heavy Duty Plier Set

Part No.	Description	Overall Length
82001	30° offset diagonal cutter	11"
82002	Straight, 2" serrated jaw, needle nose	11 1/2"
82003	Bent, 2" serrated jaw, needle nose	11 1/2"



B4PS
4 Piece Pliers Set

Contains: B45-10A, B8A, B232B, B248B



B4PLS
4 Piece General Maintenance Pliers Set

Contains: B6A, B210B, B245B, B231B
 Includes foam tray organizer



B5PLS
5 Piece Pliers Master Set

Contains: B8A, B45-10A, B214B, B246B, B232B
 Includes foam tray organizer



B2PLS
2 Piece Pliers Wrench Set

Contains: 7" pliers wrench (B287B) and 10" pliers wrench (B280B)

Smooth and parallel jaws will not damage the surface of the workpiece.



Heavy Duty Bolt Cutters with Forged Handle

Part No.	Overall Length	Cutting Capacity		Replacement Cutters
		Medium HRC40	Hard HRC44	
BC114A	14"	3/16"	-	BC114-CUT
BC118A	18"	1/4"	3/16"	BC118-CUT
BC124A	24"	5/16"	1/4"	BC124-CUT
BC130A	30"	3/8"	5/16"	BC130-CUT
BC136A	36"	7/16"	3/8"	BC136-CUT

FEATURES

- Precision HRC44 blades are designed to delivery maximum service life
- Oval steel tube handle ends provide superior durability
- Ideal for smooth cutting of rod, wire mesh, concrete form ties and rebar, cables and bolts
- Large, anti slip ergonomic handles provide efficient power transfer and controlled cutting



Fencing Plier and Staple Puller w/Vinyl Grips

Part No.	Description	Overall Length
B200	One side of the dual-function head has a corrugated hammer for driving staples, the other has a sharp point for pulling staples.	11"



Hand Seamer

Part No.	Overall Length	Jaw Width	Throat Depth
535	7 3/4"	3 1/2"	1"

FEATURES

- Ideal for HVAC, roofing, and sheet metal applications.



Heavy Duty Rivet Gun

Part No.	Riveting Capacity			
	◆●■	◆●■	◆●■	◆●■
B200R	2.4mm	3.0mm	4.0mm	4.8mm
	3/32"	3.2mm	5/32"	5.0mm
		1/8"		3/16"

◆ Aluminum ● Steel ■ Stainless Steel

FEATURES

- Precision design and manufacturing prevents pin rotation, which can cause elongation of the engaging holes and premature tool failure.
- Includes four mounted nose pieces: (3/32", 1/8", 5/32" and 3/16") and service wrench.
- Sets up to 3/16" stainless steel rivets.



Combination Circle Pattern - Duckbill

Part No.	Overall Length	Cut
77DA	7"	1 3/4"
107DA	10"	2 1/2"
127DA	12 1/2"	3"



Ironworker's Pliers

Part No.	Overall Length	Jaw Length	Weight lbs.
B260	9 1/2"		1.00

FEATURES

- Designed to twist and cut soft annealed rebar tie wire.

PLIERS, SNIPS & CUTTERS



Hose Pinch Off Tool with Vinyl Grips

Part No.	Description	Overall Length
89855	Squeeze shut non-wire reinforced hose up to 1 1/4" O.D. Once you clamp them onto the hose their automatic locking ratchet holds jaws in place. 2 1/2" jaws swivel for parallel clamping and positive shutoff.	9 1/4"
89856	Same as above with 2 1/2" O.D. capacity.	14"



Insulated Spark Plug Boot Plier w/Vinyl Grips

Part No.	Description	Overall Length
89824	45° offset jaws. Vinyl coated jaws and handles assure gripping ability. For use on automotive type ignition systems.	9 1/2"



Brake Spring Plier - Cadmium Plated

Part No.	Description	Overall Length
525	Curved jaw clears edge of break shoe, bringing it into close alignment with center line of spring. Thin hooked jaw slips easily under spring. Bendix socket on one handle fits over anchor pin and lug and lifts off anchor springs. Other handle has shovel for replacing anchor pin springs.	13"

Federal Spec. U.S. GGG-P-00474



Angle Nose Battery Pliers with Vinyl Grips

Part No.	Description	Overall Length
522A	Jaws offset 30° for better leverage. Rounded nose protects battery from damage.	7 1/2"



Mobea Heater Hose Clamp Plier

Part No.	Description	Overall Length
860	Removes or replaces all spring wire hose clamps. Deep slotted jaws swivel 180° and lock in 3 different positions. For new style hose clamps found on GM, Ford, VW, BMW, Toyota, Volvo and Audi.	9"



Corbin Heater Hose Clamp Plier

Part No.	Description	Overall Length
875	Removes or replaces all spring wire hose clamps. Deep slotted jaws swivel 180° and lock in 3 different positions.	9"

PLIERS, SNIPS & CUTTERS



Wire Cutter/Stripper

Part No.	Description	Overall Length
B120	Wire-Cutter Stripper with Lock AWG 20, 18, 16, 14, 12, 10. .8, 1.0, 1.3, 1.6, 2.0, 2.6 mm	6"



Stripper/Cutter Plier

Part No.	Description	Overall Length
B155	Stripper & Cutter 10-18 Solid 12-20 Stranded Cuts 6-32 and 8-32 bolts Locks protecting cutting and stripping edges when stored. Ergonomic handle design	7 1/4"



Wire Cutter/Stripper

Part No.	Description	Overall Length
B140	Stripper-Cutter No. 16, 18, 20, 22, 24, 26 AWG .40, .50, .65, .80, 1.0, 1.3 mm	6"



Wire Cutter/Stripper

Part No.	Description	Overall Length
B141	Stripper-Cutter No. 22, 24, 26, 28, 30 AWG .25, .32, .40, .50, .65 mm	6"



Electrical/Electronic 5-in-1 Tool


Part No.	Description	Overall Length
B121	Stripper, Crimper, Bolt Cutter 8 1/4" Strips: 22-20/18/16/14/12/10 AWG Crimps: Insulated and Non-Insulated: 22-14, 12-10 AWG Non-Insulated Auto 7 and 8 mm Bolt Cutter: 4-40/6-32/8-32/10-32/10-24 inches	9 1/2"



Stripper/Crimping Tool


Part No.	Description	Overall Length
B122	Stripper, Crimper, Bolt Cutter Strips: 20/18/16/14/12/10 AWG .8/1.0/1.3/1.6/2.0/2.6mm Crimps: Insulated and Non-Insulated: 22-14, 12-10 AWG Non-Insulated Auto 7 and 8 mm Bolt Cutter: 6-32/8-32/10-32/inches 3.5/4.0 /5.0 mm	9 1/2"

PLIERS, SNIPS & CUTTERS



Stripper/Cutter

Part No.	Description	Overall Length
B123	Stripper, Crimper, Bolt Cutter Strips: 22-20/18/16/14/12/10 AWG Crimps: Insulated and Non-Insulated: 22-14, 12-10 AWG Non-Insulated Auto 7 and 8 mm Bolt Cutter: 4-40/6-32/8-32/10-32/10-24 inches	8 1/2"



Heavy Duty Multi-purpose Plier

Part No.	Description	Overall Length
B125	Stripper, Crimper Strips: 18/16/14/12/10 AWG Crimps: Insulated: 18/16/14/12/10 AWG Non-Insulated: Auto 7 and 8 mm Automotive Ignition, Distributor, Spark Plug Terminals	9 3/4"



Reversible Wire Twister Plier with Cutters

Part No.	Description
82606A	6" Wire Twister - Three tools in one: Cutter, Wire Twister and Pliers
82609A	9" Automatic Wire Twister For use on aircraft engines, vacuum pumps, hydraulic pumps, etc



Replacement Safety Wire

Part No.	Description
82632	One pound dispenser of .032" diameter safety wire (366 ft. - Stainless) with belt loop holder.

B111 12 Piece Retaining Ring Plier Set - Convertible Internal/External - Fixed Tip

Contains:

B106, B126, B136, B107, B127,
B137, B108, B128, B138, B109,
B129, B139

Includes Plastic Case

Features

- Professional industrial quality.
- Converts from internal to external or vice versa, when pivot switch is moved to adjacent tapped hole.
- Fixed tips are precision formed and hardened for accurate fit and long wear.
- Large cushioned grips.
- Meets ergonomic criteria.
- Engineered to reduce fatigue.



Convertible Fixed Tip - Internal/External

Part No.	Overall Length	Tip Angle	Tip Dia.	Shaft Dia.	Bore Dia.	RETAINING RING SERIES			
						Anderton	Industrial	Truarc	Dash No.
B106	6"	0°	.038	.250 - .672"	—	1400,1401	3100, 3101	5100,5101	-25 thru -66
B126	6"	45°	.038	.500 - .781" .125 - .250"	—	1408 1440	4100 7100	5108 5555	-50 thru -78 -12 thru -56
B136	6"	90°	.038	— —	.375 - .562" .750 - 1.00"	N1300 1308	3000 4000	N5000 4000	-37 thru -56 -75 thru -100
B107	6"	0°	.047	.687 - .875" .812 - 1.00" .312, .375"	— — —	1400,1401 1408 1440	3100, 3101 4100 7100	5100,5101 5108 5555	-68 thru -87 -81 thru -100 .31, -37
B127	6"	45°	.047	— —	.625 - 1.023" 1.00 - 1.023"	N1300,N1301 N1302	3000, 3001 —	N5000,N5001 N5002	-62 thru -102 -100 thru -102
B137	6"	90°	.047	—	1.06 - 1.375"	N1308	4000	5008	-106 thru -137
B108	7¼"	0°	.070	.938 - 1.438" 1.00 - 1.438" 1.062 - 2.00"	— — —	1400,1401 — 1408	3100, 3101 — 4100	5100,5101 5102 5108	-93 thru -143 — -106 thru -200
B128	7¼"	45°	.070	.438 - .750" 1.062 - 2.00"	— —	1440 1408	7100 4100	5555 5108	-43 thru -75 -106 thru -20
B138	7¼"	90°	.070	— —	1.062 - 1.75" 1.438 - 2.00"	N1300,N1301 N1302 N1308	3000,3001 — 4000	N5000,N5001 N5002 5008	-106 thru -175 — -143 thru -200
B109	9¼"	0°	.090	1.50 - 3.50" 1.50 - 1.75"	— —	1400 1401	3100 3101	5100,5102 5101	-150 thru -350 -150 thru -175
B129	9¼"	45°	.090	2.156 - 3.25"	—	1408	4100	5108	-215 thru -325
B139	9¼"	90°	.090	2.156 - 3.25" —	1.1812 - 3.00" 2.062 - 3.00"	N1300,N1302 N1308	3000 4000	N5000,N5002 5008	-181 thru -300 -206 thru -300

Federal Spec. U.S. GGG-P-480E ANSI B10719

PLIERS, SNIPS & CUTTERS



Convertible Retaining Ring Pliers

Part No.	Overall Length	Tip Angle	Tip Sizes	Shaft/Bore Diameter
B116C	6"	18°	.038"	1/8" - 1/4"
B117C	6"	18°	.047"	5/16" - 3/8"
B118C	7 1/2"	18°	.070"	1 1/16" - 2"
B136C	6"	90°	.038"	1/8" - 1/4"
B137C	6"	90°	.047"	5/16" - 3/8"
B138C	7"	90°	.070"	1 1/16" - 2"

Features:

- Converts from internal to external or vice versa in seconds.
- Fixed tips are precision formed and hardened for accurate fit and long wear.
- Large cushion grips.
- Pliers are spring loaded to reduce fatigue.
- Quick adjustment knob allows user to switch from internal to external without removing or tightening screws.



83306

6 Piece Convertible Retaining Ring Plier Set

Set Contains:

B116C, B117C, B118C, B136C, B137C, B138C

Includes Plastic Case



Fixed Tip Industrial with Vinyl Grips

Part No.	Overall Length	Type	Tip Angle	Tip Sizes	Bore Dia.
B106I	5 1/2"	Internal	Straight	.038"	.375 - 1.023"
B126I	5 1/2"	Internal	45°	.038"	.750 - 1.375"
B108I	6 1/2"	Internal	Straight	.070"	1.062 - 1.750" 1.437 - 2"
B109I	9"	Internal	Straight	.090"	1.812 - 3.5"



Fixed Tip Industrial with Vinyl Grips

Part No.	Overall Length	Type	Tip Angle	Tip Sizes	Bore Dia.
B106E	6 1/4"	External	Straight	.038"	.125 - 1"
B136E	6"	External	90°	.038"	.125 - 1"
B108E	7"	External	Straight	.070"	.312 - 2"




Heavy Duty Industrial with Vinyl Grips

Part No.	Overall Length	Type
B114	8 1/4"	Fixed Horseshoe-shaped Tips For all standard applications



Heavy Duty Industrial with Vinyl Grips

Part No.	Overall Length	Type
B115	8 1/4"	Fixed Straight Tips For use where large rings have close tolerances



83903 3 Piece Internal & External Snap Ring Plier Set

Set consists of: 83406, 83408, 83410
Includes Plastic Case

Part No.	Overall Length	Shaft/Bore Dia.	Tip Angle	Tip Sizes	Replacement Tip Kit No.
83406	6"	Internal: 1/4" - 1" External: 1/8" - 1"	Straight 90°	.023", .039", and .047" (.6mm, 1.00mm, 1.2mm) .039", .047" (1.0mm, 1.2mm)	82706
83408	8"	Internal: 3/8" - 2" External: 1/4" - 2"	Straight 90°	.039", .047", .074" (1.00mm, 1.2mm, 1.9mm) .039", .074" (1.00mm, 1.2mm)	82708
83410	10"	Internal: 1 13/16" - 4" External: 1 1/2" - 4"	15° 70°	.090", .108", .120" (2.3mm, 2.7mm, 3.0mm) .090", .108", .120" (2.3mm, 2.7mm, 3.0mm)	82710

B110 2 Piece Heavy Duty Retaining Ring Pliers Set Internal/External w/Interchangeable Tips

Set consists of: 2 Pliers: B112, B113, & 2 tip sets B116, B117
Includes Plastic Case



PLIERS & CUTTERS



Heavy Duty Internal & External Retaining Ring Pliers with Spring Ratchet Lock Assembly

Part No.	Overall Length	Shaft/Bore Diameter
B112	Internal 9 1/2"	2 7/16" - 4"
B113	External 9 1/2"	1 1/2" - 3 11/32"

Note: Tips not included. See above.



Tip Kits for Heavy Duty Retaining Ring Pliers

Tip kit Part No.	Tip Angle (1 pair of each)	Tips Size	For Plier Part No.
B116	Straight, 15°, 45°, 90°	.108"	B112/B113
B117	Straight, 15°, 45°, 90°	.120"	B112/B113
B118	15°, 45°	.108"	B112/B113
	45°, 90°	.120"	



Heavy Duty Retaining Ring Pliers with Straight Tips

Part No.	Overall Length	Type	Tip Size	Replacement Tips
82519	19"	External Extra Large Straight	.170"	82419

Range capacity 6 1/2" to 10 1/2" tips included.



Heavy Duty Retaining Ring Pliers with Straight Tips

Part No.	Overall Length	Type	Tip Size
82515A	16"	Internal Large Straight	.120"
82516A	16"	External Large Straight	.120"

Range capacity 3 1/2" to 6 1/2" straight tips included.



Tip Kits for Retaining Ring Pliers

Tip Kit Part No.	Tip Angle	Tip Size	For Plier Part No.
82400	Straight	.120"	82515A/82516A
82445	45°	.120"	82515A/82516A
82490	90°	.120"	82515A/82516A



Heavy Duty Retaining Ring Pliers with Straight Tips

Part No.	Overall Length	Type	Tip Size	Replacement Tips
82529	29"	Internal Extra Large Straight	.150"	82429

Range capacity 6 1/2" to 10 1/2" tips included.



B103 3 Piece Internal and External Retaining Ring Plier Set with Replaceable Tips

Contains: B100, B101, B104
Includes Plastic Case



82987 Internal-External Retaining Ring Tool for Extra Large Retaining Rings

Range	Tip Angle	Tips Size (1 pair of each)	Tip Kit No.
Internal 3½" - 7"	20°	.120", .150", .180"	82720
External 3½" - 7"	72°	.120", .150", .180"	82790

Custom Molded Plastic Case

Features


- 12 point broached jaw holes for positive tip control and accurate tip alignment.
- Dependable solid jaws.
- Precision joint pivot.
- Automatic lock.



Internal and External Retaining Ring Pliers with Replaceable Tips

Part No.	Overall Length	Shaft/Bore Diameter
B100	External 7½"	1¼" - 2"
B101	Internal 7½"	3/8" - 2"

Note: Both B100 and B101 come with 4 pairs of tips.



Tip Kits for Retaining Ring Pliers

Tip Kit	Tip Angle	Tip Sizes	Colour
B104	STRAIGHT	0.047	Silver
		0.070	Gold
	90 degree	0.039	Black
	44 degree	0.047	Silver

LOCKING TOOLS

Grip-on®

The New Standard In Locking Tools

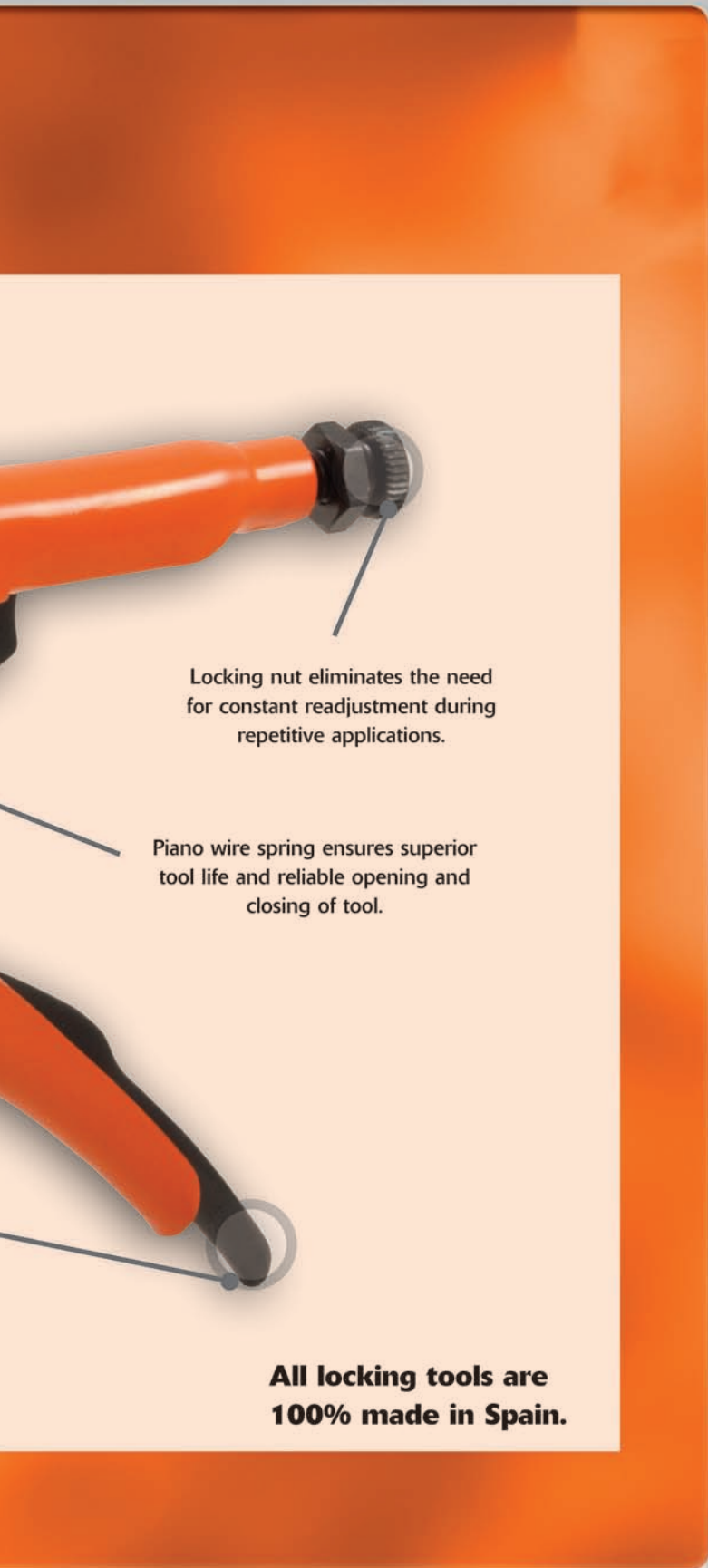
Epoxy resin coating is 10 times more corrosion resistant than nickel and provides superior resistance to welding spatter.



Improved design reduces the gap between lever and handle protecting the spring from accidental damage.

No pinch easy release lever eliminates painful accidental pinching of hands and fingers
Drop Forged Jaws ensure long term durability.

Grip-on	Ordinary Locking Pliers
No Pinch Release Lever	Ordinary Release Lever
Epoxy Resin Coating	Nickel Finish
Locking Nut	-
Piano Wire Spring	Ordinary Steel Spring
Top Jaw Connected by 2 Rivets	-
Made in Spain	Made in China



Locking nut eliminates the need for constant readjustment during repetitive applications.

Piano wire spring ensures superior tool life and reliable opening and closing of tool.

All locking tools are 100% made in Spain.

Grip-on. The New Standard in Locking Tools

Grip-on manufactures the widest and most modern range of locking tools worldwide to meet the growing demands of automotive, maintenance and general welding professionals. Here are some reasons why the Grip-on pliers are a superior alternative to ordinary locking pliers:

- A specialist in locking tools. Grip-on focuses all its resources on offering a superior quality product, a more complete assortment, a variety of styles, and exceptional post sale service.
- A dedication to locking tool innovation. Grip-on offers some unique and innovative products designed to increase efficiency and user comfort such as Ergo-Grip, Micro-Grip (the world's smallest locking tools) and Groovy Grip.
- An obsession with quality. All Grip-on locking tools are manufactured in Spain from the finest raw materials, a decentralized production system in mini-factories and 100% quality control.
- A leader. Grip-on is Europe's largest and most trusted manufacturer of locking tools that continually raises the bar in terms of quality and design.

Locking Pliers	226
Locking Clamps	227
Locking Pipe Clamps	228
Specialty Locking Tools	229
Axial Grip Locking Pliers	230

LOCKING TOOLS



Locking Pliers - Curved Jaws

Part No.	Overall Length	Weight lbs.	Max. Jaw Opening
111-05	5"	0.40	1 1/8"
111-07F	7"	0.82	1 7/8"
111-10	10"	1.32	2 7/16"
111-12	12"	1.96	2 15/16"

The narrow, large opening curved jaws provide a firm grip on all round shapes.



Locking Pliers - Curved Jaws with Wire Cutter

Part No.	Overall Length	Weight lbs.	Max. Jaw Opening
121-05	5"	0.40	1 1/8"
121-07F	7"	0.82	1 7/8"
121-10F	10"	1.32	2 7/16"
121-12	12"	1.96	2 15/16"

The functionality of regular curved jaws with added convenience of a wire cutter.



Locking Pliers - Straight Jaws

Part No.	Overall Length	Weight lbs.	Max. Jaw Opening
112-05	5"	0.42	1 1/8"
112-07	7"	0.86	1 7/8"
112-10	10"	1.39	2 7/16"

Straight jaws provide firm grip on all flat shapes.



Locking Pliers - Omnium Grip

Part No.	Overall Length	Weight lbs.	Max. Jaw Opening
131-07	7"	0.90	1 9/16"
131-10	10"	1.39	2 5/16"
131-12	12"	1.50	2 5/16"

The versatile jaw configuration provide secure gripping on round, flat and large objects.



Locking Pliers - Groovy Grip

Part No.	Overall Length	Weight lbs.	Max. Jaw Opening
122-07	7"	0.82	1 1/8"
122-10	10"	1.30	1 11/16"
122-12	12"	1.79	2 15/16"

Broad surface of both jaws clamps flat workpieces with maximum contact. Convex jaws clear small obstacles.



Locking Pliers-Parallel Jaws

Part No.	Overall Length	Weight lbs.	Max. Jaw Opening
123-10	10"	1.32	1 11/16"

The knurled swivel pad on mobile jaw provides firm grip and allows parallel clamping even on tapered work pieces.



Locking Pliers-Long Nose

Part No.	Overall Length	Weight lbs.	Max. Jaw Opening
127F06	6"	0.42	2 1/8"
127F10	10"	0.88	2 3/4"
127-12	12"	1.06	5 1/16"

Long slim jaw design is helpful when holding, placing or extracting pieces in recessed spaces.



Locking Hose Clamp

Part No.	Overall Length	Weight lbs.	Max. Jaw Opening
139-10	10"	0.84	1 1/8"

Long rounded jaws allows instant pinch-off of hoses without serration.



Locking C-Clamps

Part No.	Overall Length	Weight lbs.	Max. Jaw Opening
124-06	6"	0.53	2 5/16"
124-12	12"	1.96	3 15/16"
124-18	18"	2.87	10 3/16"

Wide jaw profile provides great versatility in clamping large objects.



Locking Aluminium Alloy C-Clamp

Part No.	Overall Length	Weight lbs.	Max. Jaw Opening
144-12	12"	1.48	3 1/2"

Aircraft aluminium alloy jaws provide greater comfort and easier handling for the intensive user.



Locking C-Clamp with Swivel Pads

Part No.	Overall Length	Weight lbs.	Max. Jaw Opening
224-06	6"	0.60	1 15/16"
224-12	12"	2.16	3 1/8"
224-14	14"	2.71	4 7/8"
224-18	18"	3.22	9 7/16"

Two knurled swivel pads allow non-slip parallel clamping on tapered surfaces without any damage to the piece.



Locking Long Reach Clamp

Part No.	Overall Length	Weight lbs.	Max. Jaw Opening
134-20	20"	3.75	10 1/4"

Large capacity jaw profile allows for clamping around large sections.

LOCKING TOOLS



Locking C-Clamp with Self Leveling Jaw

Part No.	Overall Length	Weight lbs.	Max. Jaw Opening
233-10	10"	1.41	1 11/16"
233-12	12"	1.74	3 15/16"

Two knurled swivel pads allow full contact of tips for firm, non-slip grip even on tapered surfaces. Narrow jaw profile fits in areas where regular C-clamps cannot.



Plugweld Locking Pliers

Part No.	Overall Length	Weight lbs.	Max. Jaw Opening
137-09	9"	1.12	1 9/16"

Copper alloy knurled swivel pad prevents burn through when plug welding thin sheet metal. U-shaped mobile jaw provides even pressure around. Replacement Pads Part No.: PAD137



Locking U-Clamps

Part No.	Overall Length	Weight lbs.	Max. Jaw Opening
125-09	9"	1.52	2 15/16"
125-12	12"	2.12	3 1/2"

U-Shaped jaw profile permits the clamping of adjacent joints while offering full accessibility when welding.



Locking Pipe Clamp

Part No.	Overall Length	Weight lbs.	Max. Jaw Opening
126-12	12"	2.12	Ø90mm

The jaw profile allows secure clamping of two adjacent rounded sections and ensures perfect accessibility when welding.



Locking Sheet Metal Clamp

Part No.	Overall Length	Weight lbs.	Max. Jaw Opening
128-08	8"	1.15	1 11/16"

Wide jaw profile allows powerful grip on large thin surfaces. Great for bending, forming and crimping sheet metal without hand gripping effort.



Locking Chain Clamps

Part No.	Overall Length	Weight lbs.	Max. Jaw Opening	Replacement Chain Part No.
181-10	10"	1.98	6 1/4"	CAD-181
181-12	12"	2.51	6 1/4"	CAD-181

15" long flexible heavy-duty chain adjusts quickly around any shape providing a secure hold even in hard to reach areas.



Locking Chain Pipe Cutter

Part No.	Overall Length	Weight lbs.	Max. Jaw Opening	Replacement Chain Part No.
182-10	10"	1.76	2 ¹⁵ / ₁₆ "	CAD-182
182-12	12"	2.25	2 ¹⁵ / ₁₆ "	CAD-182

15" long chain with 13 alloy steel cutting wheels cuts thin wall pipes (stainless steel, cooper, PVC) with up to 0.10" wall thickness by simply ratcheting.



Locking Chain Pipe Cutter-Heavy Duty

Part No.	Overall Length	Weight lbs.	Max. Jaw Opening	Replacement Chain Part No.
186-12	12"	2.76	4 ¹ / ₂ "	CAD-186

15" long chain with 15 alloy steel cutting wheels cuts through galvanized steel, stainless steel, cooper, PVC, aluminum of up to 0.2" wall thickness by simply ratcheting



1010 Hands Free Locking Plier Holder

Attaches to any work surface up to 2.5" thick.



1075 Double Hands Free Locking Plier Holder


Attaches to any work surface up to 2.5" thick.



Ergogrip Long Nose Locking Pliers

Part No.	Overall Length	Weight lbs.	Max. Jaw Opening
727-08	8"	0.83	1 ¹ / ₁₆ "

Unique 70° angled design keeps wrist straight, reducing strain and fatigue.



Microgrip Locking Pliers

Part No.	Overall Length	Weight lbs.	Max. Jaw Opening
MG2K	3 ⁹ / ₁₆ "	0.26	7 ¹ / ₁₆ "

LOCKING TOOLS



L Type Axial Grip Locking Pliers

Part No.	Overall Length	Weight lbs.	Max. Jaw Opening
912-07	7.68"	0.90	0.60"

Clamps two lap joints



LL Type Axial Grip Locking Pliers

Part No.	Overall Length	Weight lbs.	Max. Jaw Opening
915-07	7.68"	1.01	0.60"

Clamps two butt or adjacent joints



T Type Axial Grip Locking Pliers

Part No.	Overall Length	Weight lbs.	Max. Jaw Opening
918-07	7.68"	1.01	0.60"

Clamps two sheet metal pieces of equal thickness at 90°.



J Type Axial Grip Locking Pliers

Part No.	Overall Length	Weight lbs.	Max. Jaw Opening
922-07	7.68"	0.94	0.60"

Clamps two flanged lap joints.



JJ Type Axial Grip Locking Pliers

Part No.	Overall Length	Weight lbs.	Max. Jaw Opening
925-07	7.68"	1.10	0.60"

Clamps two flanged, lapped or adjacent joints.



W Type Axial Grip Locking Pliers

Part No.	Overall Length	Weight lbs.	Max. Jaw Opening
928-07	7.68"	1.04	0.60"

Clamps lap joints allowing four consecutive spot welds without tool removal.



AX-SET6 6 Piece Axial Grip Set

Set Includes:

- J Type Axial Grip Locking Pliers
 - JJ Type Axial Grip Locking Pliers
 - L Type Axial Grip Locking Pliers
 - LL Type Axial Grip Locking Pliers
 - T Type Axial Grip Locking Pliers
 - W Type Axial Grip Locking Pliers
- Includes metallic rack



HK-SET4 4 Piece Hands Free Locking Grip Set

Set Includes:

- 10" Locking Plier - Omnium Grip x 2
- Hands Free Locking Plier Holder x 2



GK-SET5 5 Piece General Grip Set

Set Includes:

- 10" Locking Plier - Omnium Grip
 - 10" Locking Plier - Curved Jaws
 - 10" Locking Plier - Hose Clamp
 - 7" Locking Plier - Omnium Grip
 - 5" Locking Plier - Curved Jaws
- Includes Pouch



WK-SET5-89 5 Piece Welding Set

Set Includes:

- 6" Locking Plier - Long Nose
- 9" Locking Plier - Plugweld
- 10" Locking Plier - Omnium Grip
- 12" Locking Plier - Aluminum Alloy C-Clamp
- Micro Grip Locking Plier

Includes Pouch



BK-SET5-89 5 Piece General Service Set

Set Includes:

- 10" Locking Plier - Straight Jaws
- 10" Locking Plier - Curved Jaws
- 7" Locking Plier - Curved Jaws W/ Wire Cutter
- 6" Locking Plier - Long Nose
- 5" Locking Plier - Curved Jaws

Includes Pouch

PUNCHES



The highest standard. Yours.



GRAY TOOLS



FEATURES & BENEFITS

- All punches and chisels are made from the highest quality materials for maximum tool life.
- Every punch and chisel is specially heat treated to provide a hard long lasting working end and a softer striking end to avoid chipping.
- Each punch and chisel has a highly polished and lacquered working end with a royal blue painted shank.
- Available in a wide variety of lengths, cutting widths and styles to suit any application.
- Designed to work on even the toughest metals.

Pin Punches	234
Pilot Punches	234
Aligning Punches	234
Centre Punches	235
Taper Punches	235
Prick Punches	235
Brass Punches & Scrapers	236
Flat Chisels	238
Cape Chisels	238
Diamond Point Chisels	238
Half Round Nose Chisels	238
Rivet Buster Chisel	238
Punch & Chisel Sets	239
Punch & Chisel Holder	243

PUNCHES



Pin Punches - Regular Length

Part No.	Pin Dia. In.	Body in.	Length in.	Weight lbs.
C28C	1/16	1/4	4	.06
C28B	3/32	5/16	4 ³ / ₄	.07
C28	1/8	5/16	4 ³ / ₄	.08
C28A	5/32	5/16	5	.08
C29	3/16	3/8	5 ¹ / ₄	.12
C29A	7/32	3/8	6	.14
C30	1/4	3/8	6 ¹ / ₄	.16
C31	5/16	7/16	6 ¹ / ₂	.23
C31A	3/8	1/2	8	.41
C31C	1/2	3/4	10	1.11



Pin Punches - Long Length

Part No.	Pin Dia. In.	Body in.	Length in.	Weight lbs.
C290	1/8	5/16	8	.11
C291	5/32	5/16	8	.11
C292	3/16	3/8	8	.17
C293	7/32	3/8	8	.18
C294	1/4	3/8	8	.19
C295	5/16	7/16	8	.28
C296	3/8	1/2	8	.37



Pilot Punches

Part No.	Pin Dia. In.	Body in.	Length in.	Weight lbs.
C500	1/16	3/16	2 ³ / ₄	.01
C501	5/64	3/16	3 ¹ / ₄	.02
C502	3/32	3/16	3 ¹ / ₂	.02
C503	1/8	1/4	4	.03
C504	5/32	1/4	4 ¹ / ₂	.05
C505	3/16	3/8	4 ¹ / ₂	.08
C506	7/32	3/8	5	.10
C507	1/4	7/16	5 ¹ / ₂	.13
C508	5/16	7/16	6	.17
C509	3/8	1/2	6	.28
C510	7/16	5/8	6	.30
C511	1/2	5/8	6	.39



Long Aligning Punches

Part No.	Pin Dia. In.	Body in.	Length in.	Weight lbs.
8385	1/4	3/4	18	1.7
8386	3/16	5/8	15	1.0
8388	7/16	7/8	18	3.0



Broad Head Bull Pins

Part No.	Point Size in.	Length in.	Diameter in.	Taper Length in.	Weight lbs.
8308	1/4	10	1 ¹ / ₁₆	8	1.60
8310	5/16	13 ³ / ₄	1 ¹ / ₄	10	2.90



Centre Punches

Part No.	Tip Dia. In.	Body in.	Length in.	Weight lbs.
C33A	3/32	1/4	4	.07
C33	1/8	5/16	5	.09
C34	1/8	3/8	5 1/4	.15
C35	3/16	1/2	6	.28
C35A	3/16	1/2	7	.33



Taper Punches (Starter)

Part No.	Pin Dia. In.	Body in.	Length in.	Weight lbs.
C21	1/16	5/16	5 3/8	.09
C22	3/32	5/16	5 9/16	.09
C23	1/8	3/8	5 3/4	.14
C23A	5/32	3/8	6	.16
C24	3/16	3/8	6 3/16	.17
C27	1/4	3/8	6 11/16	.20
C27A	5/16	1/2	7	.36



Long Taper Punches (Starter)

Part No.	Pin Dia. In.	Body in.	Length in.	Weight lbs.
C25A	1/8	5/16	8	.15
C25	5/32	3/8	8	.22
C26	3/16	7/16	9	.33
C26A	7/32	1/2	9	.42
C50	1/4	1/2	9 1/2	.47
C51	5/16	1/2	9 1/2	.50
C52	3/8	1/2	9 1/2	.52



Prick Punch

Part No.	Tip Dia. In.	Body in.	Length in.	Weight lbs.
C32	1/8	3/8	5	.12

Specs: CGSB 39-GP-44a. ANSI/HTI B209.1-1991.

Think Safety - Punches that have “mushroomed” on striking end should be ground or filed to original shape to avoid chipping.

BRASS PUNCHES & CHISELS



Brass Drift Punches

Part No.	Dia. in.	Length in.	Weight lbs.
CBR6	3/8	6	.20
CBR7	1/2	7	.42
CBR8	3/4	8	1.10
CBR12	3/4	12	1.60



Brass Line Up Punches

Part No.	Dia. in.	Length in.	Weight lbs.
CBL10	3/8	10	1.05
CBL14	7/16	14	1.10



Brass Pin Punch

Part No.	Pin Dia. in.	Body in.	Length in.	Weight lbs.
CB30	3/8	1/2	6	.10



Brass Taper Punch

Part No.	Pin Dia. in.	Body in.	Length in.	Weight lbs.
CB27	1/4	1/2	6	.20



Brass Pin Punches

Part No.	Pin Dia. in.	Length in.	Weight lbs.
CB04	1/16	4	0.05
CB05	5/64	4	0.05
CB06	3/32	4	0.05
CB08	1/8	4	0.05
CB10	5/32	4	0.10
CB12	3/16	4	0.10
CB14	7/32	4	0.11
CB16	1/4	4	0.11
CB20	5/16	4	0.19
CB28	7/16	6	0.33
CB30	3/8	6	0.30
CB32	1/2	6	0.48



Brass Pilot Punches

Part No.	Pin Dia. in.	Length in.	Weight lbs.
CP04	1/16	4	0.05
CP05	5/64	4	0.05
CP06	3/32	4	0.05
CP08	1/8	4	0.05
CP10	5/32	4	0.10
CP12	3/16	4	0.11
CP16	1/4	4	0.11
CP20	5/16	4	0.19
CP24	3/8	6	0.30



Brass Scrapers

Part No.	Blade Width in.	Length in.	Weight lbs.
CBS12	3/8	5	0.17
CBS16	1/2	4	0.32
CBS20	5/8	4	0.53



C2BDS 2 Piece Brass Drift Punch Set

Part No.	Description	Dia., in.
CBR7	Brass Drift Punch	1/2
CBR8	Brass Drift Punch	3/4


Includes Pouch
Weight: 1.52 lbs.



C5BDS 5 Piece Brass Punch Set

Part No.	Description	Size, in.
CB27	Brass Taper Punch	1/4
CB30	Brass Pin Punch	3/8
CBR6	Brass Drift Punch	3/8
CBR7	Brass Drift Punch	1/2
CBR8	Brass Drift Punch	3/4

Includes Canvas Roll
Weight: 2.05 lbs.



C12BPS 12 Piece Brass Pin Punch Set

1/16", 5/64", 3/32", 1/8", 5/32", 3/16", 7/32", 1/4", 5/16", 3/8", 7/16", 1/2"
Non-marring and non-sparking, will not damage harder steel maintenance.
Knurled handle for a more secure grip.
Common uses include: car repair, oil, gas and chemical industries.
Includes Canvas Roll
Weight: 2.16 lbs.



C9BPL 9 Piece Brass Pilot Punch Set

1/16" x 4", 5/64" x 4", 3/32" x 4", 1/8" x 4", 5/32" x 4",
3/16" x 4", 1/4" x 4", 5/16" x 4", 3/8" x 6"
Includes Canvas Roll
Weight: 1.17 lbs.



C3BLS 3 Piece Brass Drift & Line Up Punch

Brass Drift Punch: 3/4" x 12"
Brass Line Up Punch: 3/8" x 10", 7/16" x 14"
Includes Canvas Roll
Weight: 4.39 lbs.



C3BSS 3 Piece Brass Scraper Set

3/8" x 5 1/2", 1/2" x 6", 5/8" x 6 1/2"
Non-marring and non-sparking, will not damage harder steel maintenance.
Knurled handle for a more secure grip.
Common uses include: car repair, oil, gas and chemical industries.
Includes Canvas Roll
Weight: 1.13 lbs.

CHISELS



Flat Chisels

Part No.	Cut In.	Body in.	Length in.	Weight lbs.
C1	1/4	3/16	4 1/2	.04
C1A	5/16	1/4	5	.07
C2A	3/8	1/4	5 1/4	.10
C2	1/2	3/8	5 1/2	.17
C3	5/8	1/2	6	.33
C4	3/4	5/8	6 1/2	.53
C5	7/8	3/4	7 1/2	.92
C6	1	7/8	7 3/4	1.4
C7	1 1/8	1	8 1/2	1.4



Long Flat Chisels

Part No.	Cut In.	Body in.	Length in.	Weight lbs.
C9	3/4	5/8	12	1.0
C10	7/8	3/4	14	1.8
C14	1	7/8	18	3.0



Cape Chisels

Part No.	Cut In.	Body in.	Length in.	Weight lbs.
C12	1/4	1/2	6 1/4	.29
C13	3/8	5/8	7	.48




Diamond Point Chisels

Part No.	Cut In.	Body in.	Length in.	Weight lbs.
C15A	1/8	5/16	5	.10
C15	1/4	1/2	6 1/2	.34
C16	3/8	5/8	7	.55



Half Round Nose Chisels

Part No.	Cut In.	Body in.	Length in.	Weight lbs.
C18	1/4	1/2	6 1/4	.29
C19	3/8	5/8	7	.51



Rivet Buster Chisel


Part No.	Cut In.	Body in.	Length in.	Weight lbs.
C36	7/8	3/4	12	1.47

Specs: CGSB 39-GP-43a. ANSI/HTI B209.1-1991.

C508PPS 8 Piece Pilot Punch Set

Part No.	Description	Size, in.
C500	Pilot Punch	1/16
C501	Pilot Punch	5/64
C502	Pilot Punch	3/32
C503	Pilot Punch	1/8
C504	Pilot Punch	5/32
C505	Pilot Punch	3/16
C506	Pilot Punch	7/32
C507	Pilot Punch	1/4

Includes Pouch
Weight: 0.75 lbs.



C7PPS 7 Piece Pin Punch Set

Part No.	Description	Size, in.
C28	Pin Punch	1/8
C28A	Pin Punch	5/32
C28B	Pin Punch	3/32
C29	Pin Punch	3/16
C30	Pin Punch	1/4
C28C	Pin Punch	1/16
C29A	Pin Punch	7/32

Includes Pouch
Weight: 0.75 lbs.

C5PPS 5 Piece Pin Punch Set


Part No.	Description	Size, in.
C28	Pin Punch	1/8
C28A	Pin Punch	5/32
C28B	Pin Punch	3/32
C29	Pin Punch	3/16
C30	Pin Punch	1/4

Includes Pouch
Weight: 0.6 lbs.



CAUTION

Hammer head diameter should be no more than 3/8" larger than head of chisel or punch. Always wear safety goggles.



C10PS 10 Piece Pin/Taper Punch Set

Part No.	Description	Size, in.
C22	Taper Punch	3/32
C23	Taper Punch	1/8
C23A	Taper Punch	5/32
C24	Taper Punch	3/16
C27	Taper Punch	1/4
C28	Pin Punch	1/8
C28A	Pin Punch	5/32
C28B	Pin Punch	3/32
C29	Pin Punch	3/16
C30	Pin Punch	1/4

Includes Canvas Roll.

Weight: 1.4 lbs.

C5TPS 5 Piece Taper Punch Set

Part No.	Description	Size, in.
C22	Taper Punch	3/32
C23	Taper Punch	1/8
C23A	Taper Punch	5/32
C24	Taper Punch	3/16
C27	Taper Punch	1/4

Includes Pouch
Weight: 0.8 lbs.



C5LPPS 5 Piece Pin Punch - Long Length Set

Part No.	Description	Size, in.
C290	Pin Punch	1/8
C291	Pin Punch	5/32
C292	Pin Punch	3/16
C293	Pin Punch	7/32
C294	Pin Punch	1/4

Includes Pouch
Weight: 0.76 lbs.



C45LR
5 Piece Flat Chisel Set

Part No.	Description	Size, in.
C2	Flat Chisel	1/2
C3	Flat Chisel	5/8
C4	Flat Chisel	3/4
C5	Flat Chisel	7/8
C6	Flat Chisel	1

Includes Canvas Roll
Weight: 3.2 lbs.



C49LR
5 Piece Punch & Chisel Set

Part No.	Description	Size, in.
C2	Flat Chisel	1/2
C4	Flat Chisel	3/4
C28	Pin Punch	1/8
C29	Pin Punch	3/16
C34	Centre Punch	3/8

Includes Pouch
Weight: 1.0 lbs.



C6LR
6 Piece Punch & Chisel Set

Part No.	Description	Size, in.
C2	Flat Chisel	1/2
C3	Flat Chisel	5/8
C28	Pin Punch	1/8
C29	Pin Punch	3/16
C30	Pin Punch	1/4
C34	Centre Punch	3/8

Includes plastic tray.
Weight: 1.2 lbs.



C10LRA
10 Piece Punch & Chisel Set

Part No.	Description	Size, in.
C2	Flat Chisel	1/2
C3	Flat Chisel	5/8
C4	Flat Chisel	3/4
C22	Taper Punch	3/32
C23A	Taper Punch	5/32
C24	Taper Punch	3/16
C28A	Pin Punch	5/32
C28B	Pin Punch	3/32
C29	Pin Punch	3/16
C34	Centre Punch	3/8

Includes Canvas Roll
Weight: 2.0 lbs.

PUNCHES

C14LR 14 Piece Punch & Chisel Set

Part No.	Description	Size, in.
C2	Flat Chisel	1/2
C3	Flat Chisel	5/8
C4	Flat Chisel	3/4
C5	Flat Chisel	7/8
C12	Cape Chisel	1/4
C25	Long Taper Punch	5/32
C26	Long Taper Punch	3/16
C22	Taper Punch	3/32
C23	Taper Punch	1/8
C24	Taper Punch	3/16
C28	Pin Punch	1/8
C28B	Pin Punch	3/32
C29	Pin Punch	3/16
C34	Centre Punch	3/8


Includes hardwood maple tray
Weight: 6.2 lbs.



C46LR 13 Piece Punch & Chisel Set

Part No.	Description	Size, in.
C2	Flat Chisel	1/2
C3	Flat Chisel	5/8
C4	Flat Chisel	3/4
C5	Flat Chisel	7/8
C6	Flat Chisel	1
C12	Cape Chisel	1/4
C15	Diamond Point Chisel	1/4
C25	Long Taper Punch	5/32
C26	Long Taper Punch	3/16
C28	Pin Punch	1/8
C29	Pin Punch	3/16
C30	Pin Punch	1/4
C34	Centre Punch	3/8

Includes Canvas Roll
Weight: 5.0 lbs.




C48LR 19 Piece Punch & Chisel Set

Part No.	Description	Size, in.
C2	Flat Chisel	1/2
C3	Flat Chisel	5/8
C4	Flat Chisel	3/4
C5	Flat Chisel	7/8
C6	Flat Chisel	1
C25	Long Taper Punch	5/32
C26	Long Taper Punch	3/16
C32	Prick Punch	3/8
C21	Taper Punch	1/16
C22	Taper Punch	3/32
C23	Taper Punch	1/8
C24	Taper Punch	3/16
C27	Taper Punch	1/4
C28	Pin Punch	1/8
C29	Pin Punch	3/16
C30	Pin Punch	1/4
C31	Pin Punch	5/16
C34	Centre Punch	3/8
C35	Centre Punch	1/2

Includes Canvas Roll
Weight: 5.8 lbs.





C20LR 20 Piece Punch & Chisel Set

Part No.	Description	Size, in.
C2	Flat Chisel	1/2
C3	Flat Chisel	5/8
C4	Flat Chisel	3/4
C5	Flat Chisel	7/8
C6	Flat Chisel	1
C25	Long Taper Punch	5/32
C26	Long Taper Punch	3/16
C22	Taper Punch	3/32
C23	Taper Punch	1/8
C24	Taper Punch	3/16
C27	Taper Punch	1/4
C28	Pin Punch	1/8
C28A	Pin Punch	5/32
C28B	Pin Punch	3/32
C29	Pin Punch	3/16
C30	Pin Punch	1/4
C31	Pin Punch	5/16
C32	Prick Punch	3/8
C34	Centre Punch	3/8
C35	Centre Punch	1/2

Includes hardwood maple tray
Weight: 9.2 lbs.

C47LR 25 Piece Punch & Chisel Set

Part No.	Description	Size, in.
C2	Flat Chisel	1/2
C3	Flat Chisel	5/8
C4	Flat Chisel	3/4
C5	Flat Chisel	7/8
C6	Flat Chisel	1
C7	Flat Chisel	1 1/8
C12	Cape Chisel	1/4
C13	Cape Chisel	3/8
C10	Long Flat Chisel	3/4
C15	Diamond Point Chisel	1/4
C16	Diamond Point Chisel	3/8
C18	Round Nose Chisel	1/4
C19	Round Nose Chisel	3/8
C25	Long Taper Punch	5/32
C26	Long Taper Punch	3/16
C32	Prick Punch	3/8
C21	Taper Punch	1/16
C22	Taper Punch	3/32
C23	Taper Punch	1/8
C28	Pin Punch	1/8
C29	Pin Punch	3/16
C30	Pin Punch	1/4
C34	Centre Punch	3/8
C36	Rivet Buster Chisel	7/8
C38	Pinch Bar	5/8

Includes Canvas Roll
Weight: 14.2 lbs.



Punch and Chisel Holder

Part No.	Description	Length in.	Weight lbs.
PCH-1A	Up to 1" hex or 1 1/8" round	8	.6

Specs: CGSB 39-GP-44a. ANSI/HTI B209.2-1991.



Think Safety:

Use a punch and chisel holder to prevent hand injury.

PRY BARS



The highest standard. Yours.



GRAY TOOLS



FEATURES & BENEFITS

- All pry bars are hot forged from premium alloy steel.
- A wide range of sizes from 11" to 60" to choose from.
- Complete range of styles to suit any application.
- The most popular sizes and types are available in convenient set packages.
- Two finishes to suit your needs: nickel plated and royal blue paint.
- Screwdriver handle designs offer high visibility and added user comfort and safety.

Rolling Head Pry Bars	246
Screwdriver Handle Pry Bars	246
Pinch Bars - Nickel Plated	247
Pinch Bars - Blue Hex Shank	247
Wrecking Bars	248
Erectors Pry Bars	248
Pry Bar Sets	248

PRY BARS



Rolling Head Pry Bars - Round Shank with Polished Point - Royal Blue Paint Finish

Part No.	Finish	Length in.	Shank Size, in.	Width of Cut, in.	Weight lbs.
C39A	Blue	11	1/2	9/16	0.6
C39	Blue	15 1/4	1/2	9/16	1.0
C39B	Blue	20	5/8	1 1/16	1.8



Rolling Head Pry Bars - Round Shank with Polished Point - Nickel Plate Finish

Part No.	Finish	Length in.	Shank Size, in.	Width of Cut, in.	Weight lbs.
73611	Nickel	11	1/2	9/16	0.6
73615	Nickel	15 1/4	1/2	9/16	1.0
73620	Nickel	20	5/8	1 1/16	1.8



Pry Bars with Orange Florescent Handles Curved Nickel Plated Blades


Part No.	Blade Length, in.	Overall Length, in.	Shank Size, in.	Width of Cut, in.	Weight lbs.
73408	8	13	3/8	5/8	0.6
73413	13	18 1/4	3/8	5/8	0.8
73418	18	24 1/4	1/2	5/8	1.6
73424	24	30 1/4	1/2	5/8	2.2
73430	30	37	1/2	5/8	4.0
73436	36	43	1/2	5/8	4.5



Pry Bars with Orange Florescent Handles Curved Black Oxide Finish Blades

Part No.	Blade Length, in.	Overall Length, in.	Shank Size, in.	Width of Cut, in.	Weight lbs.
73508	8	13	3/8	5/8	0.6
73513	13	18 1/4	3/8	5/8	0.8
73518	18	24 1/4	1/2	5/8	1.6
73524	24	30 1/4	1/2	5/8	2.2

Specs: CGSB 39-GP-45a.



Pinch Bars - Round Shank - Nickel Plate Finish

Part No.	Finish	Length in.	Shank Size, in.	Width of Cut, in.	Weight lbs.
C65	Nickel	15	9/16	11/16	1.0
C66	Nickel	18	5/8	3/4	1.4
C67	Nickel	24	3/4	7/8	2.6
C68	Nickel	30	7/8	15/16	4.4
C69	Nickel	36	1	1 3/16	7.0
C70	Nickel	42	1	1 1/4	9.3
C71	Nickel	48	1	1 1/4	10.8
C72	Nickel	54	1	1 1/4	12.5
C73	Nickel	60	1	1 1/4	14.0



Wrecking Bar - Hexagon Shank Nickel Plated Finish

Part No.	Finish	Length in.	Shank Size, in.	Width of Cut, in.	Weight lbs.
WSB60	Nickel	60	1	1 1/4	17.5



Pinch Bars - Hexagon Shank with Polished Point - Royal Blue Paint Finish

Part No.	Finish	Length in.	Shank Size, in.	Width of Cut, in.	Weight lbs.
C37	Blue	16	1/2	5/8	0.8
C38	Blue	16	5/8	7/8	1.2
C38C	Blue	18	5/8	7/8	1.4
C38A	Blue	20	3/4	1 1/16	2.4
C40	Blue	24	3/4	7/8	2.8
C41	Blue	30	3/4	1	3.6
C42	Blue	38	3/4	1 1/16	4.8
C43	Blue	42	7/8	1 1/16	7.0
C44	Blue	48	7/8	1 1/16	11.2



Railroad Track Pry Bar - 45° Bent End Royal Blue Paint Finish

Part No.	Finish	Length in.	Shank Size, in.	Width of Cut, in.	Weight lbs.
C43.45	Blue	42	7/8	1 1/8	7.2



WARNING

Do not use pry bars as punches or chisels. Do not use pry bars that are chipped or cracked. Always wear safety goggles.



Specs: CGSB 39-GP-45a.

PRY BARS



Wreking Bars - Hexagon Shank Goose Neck- Royal Blue Paint Finish

Part No.	Finish	Length in.	Shank Size, in.	Width of Cut, in.	Weight lbs.
WB12	Blue	12	1/2	5/8	0.8
WB18	Blue	18	5/8	3/4	1.8
WB24	Blue	24	3/4	7/8	3.6
WB30	Blue	30	3/4	7/8	4.4
WB36	Blue	36	3/4	7/8	5.2
WB42	Blue	42	3/4	7/8	6.2



Erectors Pry Bar - Hexagon Shank Royal Blue Paint Finish

Part No.	Finish	Length in.	Shank Size, in.	Width of Cut, in.	Weight lbs.
73324	Blue	24	7/8	1 3/16	3.0
73330	Blue	30	7/8	1 3/16	5.0
73336	Blue	36	7/8	1 3/16	6.2
73348	Blue	48	7/8	1 3/16	8.4

Specs: CGSB 39-GP-45a.



**C673
3 Piece Pinch Bar Set - Round Shank with Nickel Plated Finish**

Contents	Description	Overall Length, in.
C66	Round shank pinch bar- chrome	18
C67	Round shank pinch bar- chrome	24
C68	Round shank pinch bar- chrome	30

Includes molded tray
Weight: 8.0 lbs.



**73913
3 Piece Florescent Orange Handled Pry Bar Set with Black Oxide Blades**

Contents	Description	Overall Length, in.
73508	Pry bar with acetate handle - black oxide	13
73513	Pry bar with acetate handle - black oxide	18 1/4
73518	Pry bar with acetate handle - black oxide	24 1/4


Includes molded tray
Weight: 4.0 lbs.



73903
3 Piece Florescent Orange Handled Pry Bar Set with Nickel Plated Blades

Contents	Description	Overall Length, in.
73408	Pry bar with acetate handle - plated	13
73413	Pry bar with acetate handle - plated	18¼
73418	Pry bar with acetate handle - plated	24¼

Includes molded tray
 Weight: 4.0 lbs.



73303
3 Piece Assorted Pry Bar Set

Contents	Description	Overall Length, in.
73615	Rolling head, round shank chrome pry bar	15¼
73413	Curved pry bars with florescent orange handles	18¼
C67	Round shank chrome pinch bar	24

Includes molded tray
 Weight: 5.2 lbs.



C393S
3 Piece Rolling Head Pry Bar Set Royal Blue Paint Finish

Contents	Description	Overall Length, in.
C39A	Rolling head, round shank blue finish pry bar	11
C39	Rolling head, round shank blue finish pry bar	15¼
C39B	Rolling head, round shank blue finish pry bar	20

Includes molded tray
 Weight: 4.0 lbs.



73923
3 Piece Rolling Head Pry Bar Set Nickel Plated Finish

Contents	Description	Overall Length, in.
73611	Round shank chrome pinch bar	11
73615	Round shank chrome pinch bar	15¼
73620	Round shank chrome pinch bar	20

Includes molded tray
 Weight: 4.0 lbs.

HAMMERS, CLAMPS & VISES



The highest standard. Yours.



GRAY TOOLS



FEATURES & BENEFITS

- Professional industrial grade quality.
- Three handle types to suit your needs: hickory, steel and fiberglass.
- Large selection to meet specific applications and needs.
- Hammer heads are drop forged from premium steel for superior tool life.

Claw Hammers	252
Ball Pein Hammers	252
Rubber Mallet	252
Club Hammers	253
Brass Hammers	253
Sledge Hammers	253
Soft Face Hammers	253
Dead Blow Hammers	254
Soft Face Hammer Tips	254
Vises & Accessories	255
Clamps	257

HAMMERS



Claw Hammer with Forged Handle

Part No.	Head Weight	Overall Length
GS-16	16 oz.	13"
GS-20	20 oz.	13"

- Forged one piece construction.
- Anti-vibration handle reduces fatigue.



Ball Pein - Magna-flux Tested

Part No.	Head Weight	Overall Length	Replacement Handle Part No.
212K	4 oz.	10 ³ / ₄ "	HH1
212I	8 oz.	11 ³ / ₄ "	HH2
212H	12 oz.	12 ³ / ₄ "	HH3
212G	16 oz.	13 ³ / ₄ "	HH3
212E	24 oz.	15 ³ / ₄ "	HH5
212C	32 oz.	15 ³ / ₄ "	HH5
212A	40 oz.	16 ¹ / ₂ "	HH6
212	48 oz.	16 ¹ / ₂ "	HH6



Ball Pein Hammer with Fiberglass Handle

Part No.	Head Weight	Overall Length
GM-16A	16 oz.	13"
GM-24A	24 oz.	14 ¹ / ₂ "
GM-32A	32 oz.	14 ³ / ₄ "



Ball Pein Hammer with Forged Handle

Part No.	Head Weight	Overall Length
208S	8 oz.	11"
212S	12 oz.	11"
216S	16 oz.	13"
224S	24 oz.	14"
232S	32 oz.	15"

- Forged one piece construction.
- Anti-vibration handle reduces fatigue.



Rubber Mallet

Part No.	Head Diameter	Head Length	Overall Length	Replacement Handle Part No.
PH30	2 ¹ / ₂ "	4 ¹ / ₂ "	16 ¹ / ₂ "	HH18



Club Hammer with Forged Handle

Part No.	Head Weight	Overall Length
PH60S	2½ lb.	11"
PH61S	4 lb.	11"

- Forged one piece construction.
- Anti-vibration handle reduces fatigue.



Sledge Hammer Fiberglass - Super Grip

Part No.	Head Weight	Overall Length
PHF41	4 lbs.	13"
PHF42	6 lbs.	31"
PHF44	10 lbs.	31"
PHF46	16 lbs.	31"



Hammers with Nylon Tips

Part No.	Head Dia.	Head Weight	Overall Weight	Overall Length	Tip Part No.
HRN032	1¼"	12 oz	1.05 lb	11½"	HRN032-TIP
HRN038	1½"	16 oz	1.45 lb	12"	HRN038-TIP
HRN044	1¾"	24 oz	1.85 lb	12"	HRN044-TIP



Brass Hammers

Part No.	Head Weight	Total Weight	Face Diameter	Handle Length	Overall Length
BRS2A	2 lbs.	2.60 lbs.	1½"	12"	14"
BRS3A	3 lbs.	3.40 lbs.	1½"	12"	14"
BRS4A	4 lbs.	4.40 lbs.	1¾"	12"	14"

- Non-sparking: For safe use near combustible materials
- Fiberglass handle: Ergonomically designed with stepped grip



Dead Blow Hammers

Part No.	Total Weight	Face Diameter	Handle Length	Overall Length
PHD2	1.60 lbs.	2"	10.5"	12.75"
PHD3	2.80 lbs.	2¼"	12"	14.35"
PHD4	3.30 lbs.	2¾"	12.2"	15.25"
PHD6	5.50 lbs.	2¾"	16.5"	20"
PHD9	9.00 lbs.	2¾"	26"	30"
PHD11	10.50 lbs.	3¼"	26"	30"
PHD12	12.00 lbs.	3¼"	32"	36"

- One piece hot cast polyurethane construction for safety and durability
- Non-marring, Non-Sparking cut resistant for comprehensive safety



Soft Face Hammers - Plastic Composition Face with Wood Handle

Part No.	Head Dia.	Head Weight	Overall Weight	Overall Length	Handle Part No.	Tip Part No.
PH15	17/32"	8oz	11.2 oz	12"	HH15	PH15-TIP
PH20	11/32"	16oz	19.2 oz	11½"	HH16	PH20-TIP

HAMMERS



IMPAX® Soft Face Dead Blow Hammer

Part No.	Weight	Head Diameter	Overall Length
SPI156	16 oz.	1 1/2"	14"
SPI206	32 oz.	2"	14"

Note: Interchangeable tips sold separately.



SPS Composite Soft Face Hammer

Part No.	Weight	Head Diameter	Overall Length
SPS150	16 oz.	1 1/2"	12"
SPS200	24 oz.	2"	14"

Note: Interchangeable tips sold separately.



Dead Blow Hammer "Power-Drive"

Part No.	Weight	Head Diameter	Overall Length
SF-2	32 oz.	2 1/8"	14"
SF-3	48 oz.	2 3/8"	14 1/2"

Note: Non marring and no bounce.



Strike Pro Dead Blow Hammer

Part No.	Weight	Head Diameter	Overall Length
STPG-24	24 oz.	1 3/4"	12 1/2"

Note: Non marring and no bounce.

Soft Face Hammer Tips

Head Dia.	Standard Part No.	Non-sparking Part No.	Hardness	Colour
1 1/2"	15S	15S-N	Soft	Brown
1 1/2"	15M	15M-N	Medium	Red
1 1/2"	15T	15T-N	Tough	Green
1 1/2"	15SN	15SN-N	Medium-hard	Cream
1 1/2"	15XH	15XH-N	Extra-hard	Yellow
1 1/2"	15SS	15SS-N	Super -soft	Grey
1 1/2"	15H	15H-N	Hard	Black
1 1/2"	15B	15B-N	Brass	Gold
1 1/2"	15ST	-	Steel	Silver
2"	20S	20S-N	Soft	Brown
2"	20M	20M-N	Medium	Red
2"	20T	20T-N	Tough	Green
2"	20SN	20SN-N	Medium-hard	Cream
2"	20XH	20XH-N	Extra-hard	Yellow
2"	20SS	20SS-N	Super-soft	Grey
2"	20H	20H-N	Hard	Black
2"	20B	20B-N	Brass	Gold
2"	20ST	-	Steel	Silver






Ductile Iron Bench Vises

- Made of ductile iron which is lighter yet 3 times stronger than ordinary cast vises
- 60,000 PSI
- Serrated jaws offer a secure and strong hold
- Precision lead screw threads ensure maximum clamping strength

Mechanics' Vises

Part No.	Jaw Width (inches)	Jaw Opening (inches)	Jaw Depth (inches)	Base Diameter (inches)	Overall length (inches)	Overall Height (inches)	Net Weight (lbs.)
VS3A	4.0	4 ¹ / ₅	2 ³ / ₄	6.0	13 ¹ / ₅	6 ² / ₃	23.3
VS4A	4.5	4 ⁵ / ₇	2 ³ / ₄	6.3	13 ⁴ / ₇		24.9
VS5A	5.0	5 ¹ / ₃	3 ¹ / ₃	6.5	17.0	7 ¹ / ₂	32.1
VS6A	6.0	6 ¹ / ₂	3 ³ / ₄	6.8	19.0	8 ¹ / ₃	43.7
VS8A	8.0	8 ² / ₃	4 ¹ / ₇	7.8	19 ² / ₃	9.0	54.1



Fibre Grip Jaws*

Part No.	Size	Fits Part No.
VS3-FGJAWA	4"	VS3A
VS4-FGJAWA	4 ¹ / ₂ "	VS4A
VS5-FGJAWA	5"	VS5A
VS6-FGJAWA	6"	VS6A
VS8-FGJAWA	8"	VS8A



*Sold in pairs of 2, non magnetic



Swivel Bases

Part No.	Diameter	Mounting Bolt Hole Diameter, in.	Net Weight (lbs.)	Fits Part No.
SWB3A	6.50"	0.43	3.30	VS3A
SWB4A	6.75"	0.43	3.35	VS4A
SWB5A	7.00"	0.53	3.86	VS5A
SWB6A	7.25"	0.53	4.19	VS6A
SWB8A	8.75"	0.53	5.84	VS8A

VICES



Forged Combination Pipe Vises


Part No.	VS150	VS200
Jaw Width	150mm	200mm
Jaw Opening	7"	8"
Jaw Depth	3"	4"
Min Pipe Capacity	0.38"	0.38"
Max Pipe Capacity	2.5"	3"
Handle Diameter	0.6"	0.7"
Anvil Size	2.5" x 3.75"	3" x 3.75"
Base Diameter	7"	8"
Overall Length	18"	20"
Height	7"	8"
Weight lbs	55	60

Features:

- Made of robust 1045 steel.
- 92,000+ PSI strength.
- Large capacity permanent pipe jaws.
- Large anvil ideal for hammering and shaping materials.
- Additional tightening of vise is possible by tightening the hex bolts on the side of the vise body.
- Optional swivel base available.

Swivel Bases

Part No.	VS150-SB	VS200-SB
Swivel Base Diameter	9"	10"
Mounting Hole Diameter	0.6"	0.7"
Weight lbs	3	4






C-Clamps

Part No.	Opening Capacity	Throat Depth	Spindle Diameter	Maximum Proof Test, lbs.	Weight lbs.
C402	0-2"	1 3/4"	1/2"	3,500	1.4
C403	0-3"	2 1/2"	5/8"	3,500	2.4
C404	0-4"	3"	3/4"	6,200	3.6
C406	0-6"	3 7/8"	3/4"	6,600	5.2
C408	0-8"	4 1/2"	3/4"	6,900	8.1
C410	0-10"	5"	3/4"	8,000	11.7
C412	0-12"	5 1/2"	7/8"	9,300	12.7

Features:

- All C-Clamps are drop forged steel framed.
- Extra throat depth.
- Swivel Perma Pads®.
- Lacquer finish.
- New design frame geometry for maximum strength.
- Forcing screw and pad are plated with copper to resist welding splatter.
- Forcing screw has a sliding T-handle and an impact resistant pad.



L-Clamps

Part No.	Opening Capacity	Throat Depth	Rail Size	Maximum Proof Test, lbs.	Weight lbs.
L408C	0 - 8"	5 1/2"	1 11/32" x 9/16"	2,645	5.70
L412C	0 - 12"	5 1/2"	1 11/32" x 9/16"	2,645	6.35
L416C	0 - 16"	5 1/2"	1 11/32" x 9/16"	2,645	7.0
L420C	0 - 20"	5 1/2"	1 11/32" x 9/16"	2,645	7.65

Features:

- Swivel pad
- Lead screw and pad are copper plated to resist welding splatter.
- I-Beam design for maximum strength.



Lever L-Clamps

Part No.	Opening Capacity	Throat Depth	Rail Size	Maximum Proof Test, lbs.	Weight lbs.
L508	0 - 8"	4"	3/4" x 3/8"	775	2.5
L512	0 - 12"	5 1/2"	1" x 15/32"	1,100	5.0
L516	0 - 16"	4 3/4"	1" x 15/32"	1,200	5.3
L520	0 - 20"	4 3/4"	1" x 15/32"	1,200	5.7

Features:

- I-Beam design for maximum strength.
- Ratchet design delivers quick high pressure clamping on virtually any object.

EYEBOLTS





IMPORTANT FACTS & TERMS

- **Breaking Strength:** The load a single eye bolt can lift before failure when the load is applied through the shank of the eye bolt. (lbf)
- **Rated Capacity:** The maximum recommended load that should be exerted on an eye bolt. (lbs)
- **Factor of Safety:** An industry term denoting a product's theoretical reserve capacity, calculated by dividing the Breaking Strength by the Rated Capacity. Generally expressed as a ratio, such as 3:1. Regardless of the Factor of safety value, a load greater than the Rated Capacity should NEVER be applied to an eye bolt.
- **Proof Load:** the load that can be applied without causing permanent deformation. Calculated as 2 times the Rated Capacity in straight pulls. (lbf)

Eye Bolt Quality Checklist	260
Eye Bolt Instruction Guidelines	260
Shoulder Pattern Eye Bolts	261
Plain Pattern Eye Bolts - SAE	262
Galvanized Eye Bolts - SAE	263
Shoulder Pattern Eye Bolts - Metric	264
Alloy Steel Eye Bolts	265
Long Shank Eye Bolts - SAE	266
Beam Clamps	267
Chain Hoists	268
Lever Hoists	270

EYE BOLTS

Quality Checklist

- Forged from bar quality fine grain C1030 / C1035 steel bar.
- Normalized prior to machining.
- Roll threads 1/4" thru 1 1/4" / M6 thru M18.
- Cut threads 1 1/2" thru 2 1/2" / M20 thru M52.
- Proof tested in accordance with ASTM A489 and Federal Spec. ANSI B18.15.
- ASTM A489 test data available on request (no charge with order).
- Shoulder style eyebolt 1/4" thru 1" military style collar - MS51937 specification.
- Shoulder pattern eyebolts undercut to ensure eyebolt will thread tight to shoulder.

Proof Tested to Insure Finest Quality

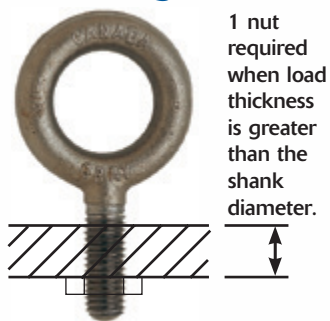
Minimum breaking strengths are based on vertical loading and verified by actual physical testing of samples chosen via random selection from each lot of a size produced. Actual breaking tests are performed on sample specimens.

Eyebolt Rated Capacity

The rated capacity refers to the load a single eyebolt can lift when the load is applied through the shank of the eye bolt. Breaking strength is five times the rated capacity. The rated capacity is drastically reduced when the load is applied to the eyebolt at an angle. The load should never be applied at more than a 45 degree angle from the bolt centerline. The rated capacity is reduced to 25% when the load is applied at a 45 degree angle to the eye bolt centerline. When more than one eyebolt is used to lift an evenly distributed load the capacity is reduced on each eyebolt, based on the angle of the load.

Eyebolt Installation Guidelines ...


Right



1 nut required when load thickness is greater than the shank diameter.

Tighten hex nut securely against load.

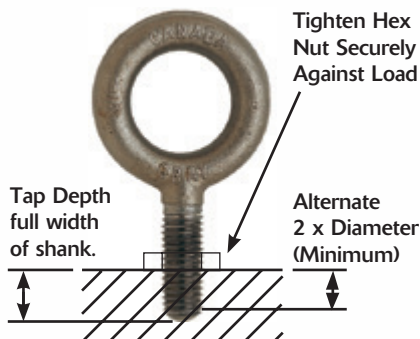
Right



2 nuts required when load thickness is less than the shank diameter.

Tighten hex nut securely against load.

Right

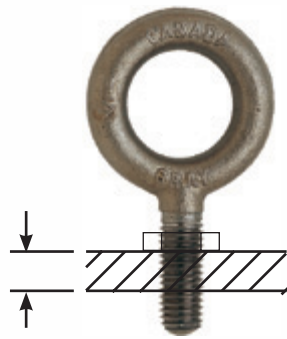


Tighten Hex Nut Securely Against Load

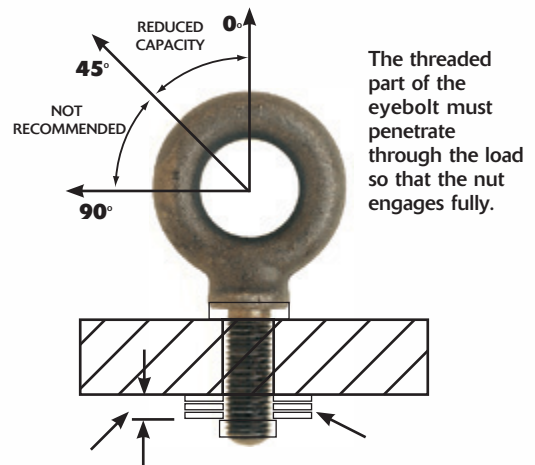
Tap Depth full width of shank.

Alternate 2 x Diameter (Minimum)

Wrong

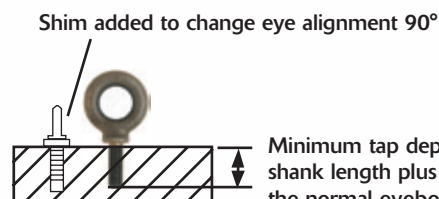


One eyebolt diameter or less.



The threaded part of the eyebolt must penetrate through the load so that the nut engages fully.

- As shown in the diagram, place washer or spacers between the nut and the load.
- When threading eyebolt into non-chambered hole, a washer should be used.



Minimum tap depth is basic shank length plus one-half the normal eyebolt diameter.

Shoulder & Plain Eyebolts

Material Data:

Grade C1030

Mechanical Properties:

Tensile Strength . . . 65,000 -90,000 psi

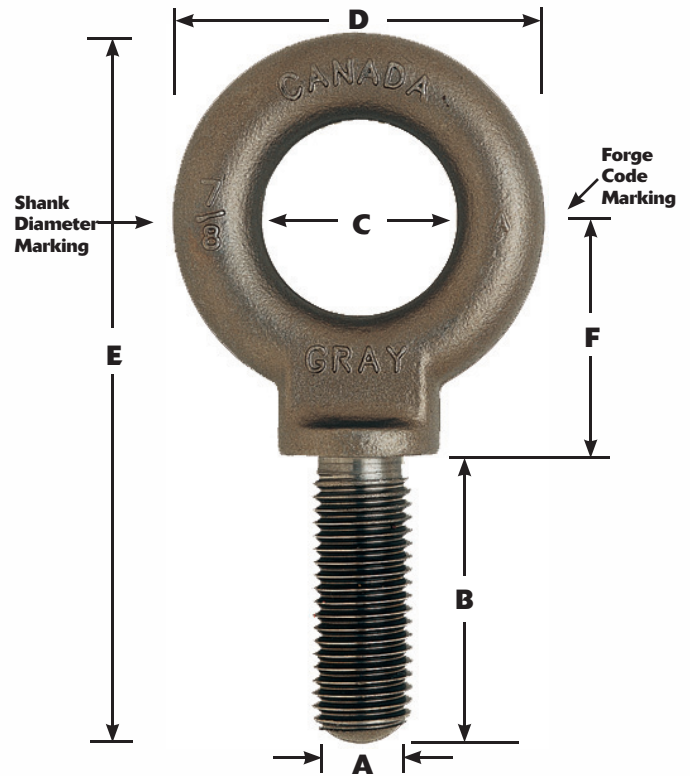
Yield 30,000 psi min.

Elongation 30% min.

Reduction of Area 60% min.

Shoulder Pattern

Forged - Carbon Steel - Self Colored



WARNING

RATED CAPACITY LIMIT IS DRASTICALLY REDUCED WHEN LOADING AT ANY ANGLE. LOADING MUST NEVER BE MADE AT AN ANGLE GREATER THAN 45° FROM BOLT CENTERLINE. AT AN ANGLE OF 45° RATED CAPACITY IS REDUCED TO 1/4 OF THE TABULATED VALUE.

Direction of Pull	Rated Capacity
45 degrees	30% of rated capacity
90 degrees	25% of rated capacity

ANGULAR LIFTING USING PLAIN PATTERN EYEBOLTS IS NOT RECOMMENDED.

Part No.	Thread Size UNC-2A A	Shank Length B	I.D. Eye C	O.D. Eye D	Overall Length E	Center of Eye to Shdr. F	Approx. Weight per Piece	Rated Capacity lbs.
BS08	1/4-20	1	3/4	13/16	23/8	3/4	0.04	650
BS10	5/16-18	1 1/8	7/8	17/16	2 13/16	15/16	0.09	1,200
BS12	3/8-16	1 1/4	1	1 11/16	3 9/32	1 1/8	0.17	1,550
BS14	7/16-14	1 3/8	1 1/16	1 13/16	3 9/16	1 1/4	0.24	2,000
BS16	1/2-13	1 1/2	1 3/16	2 1/8	3 31/32	1 3/8	0.38	2,600
BS18	9/16-12	1 5/8	1 1/4	2 5/16	4 1/2	1 9/16	0.51	3,200
BS20	5/8-11	1 3/4	1 3/8	2 9/16	4 3/4	1 21/32	0.71	5,200
BS24	3/4-10	2	1 1/2	2 13/16	5 1/4	1 13/16	0.99	7,200
BS28	7/8-9	2 1/4	1 11/16	3 3/16	5 31/32	2 1/8	1.48	10,600
BS32	1-8	2 1/2	1 13/16	3 9/16	6 5/8	2 5/16	2.20	13,300
BS36	1 1/8-7	2 3/4	2	4 1/16	7 21/32	2 11/16	3.20	17,000
BS40	1 1/4-7	3	2 3/16	4 7/16	8 7/32	2 15/16	4.40	21,000
BS48	1 1/2-6	3 1/2	2 1/2	5 3/16	9 15/32	3 5/16	7.40	24,000
BS56	1 3/4-5	3 3/4	2 7/8	6	10 13/16	4	11.80	32,000
BS64	2-4 1/2	4	3 3/8	6 7/8	11 7/8	4 3/8	17.20	40,000


Dimensions in Inches
Weights in Pounds

Note: Rated capacity is for 0° vertical pulls. Never apply loads greater than Rated Capacity to any eyebolt. Proof tested in accordance with ASTM A489 and Federal Spec. ANSI B18.15. Traceability and Mechanical test values are available with each shipment upon request.

EYE BOLTS

Plain Pattern

Forged - Carbon Steel - Self Colored



WARNING

RATED CAPACITY LIMIT IS DRASTICALLY REDUCED WHEN LOADING AT ANY ANGLE. LOADING MUST NEVER BE MADE AT AN ANGLE GREATER THAN 45° FROM BOLT CENTERLINE.

AT AN ANGLE OF 45° RATED CAPACITY IS REDUCED TO 1/4 OF THE TABULATED VALUE.

Direction of Pull	Rated Capacity
45 degrees	30% of rated capacity
90 degrees	25% of rated capacity

ANGULAR LIFTING USING PLAIN PATTERN EYEBOLTS IS NOT RECOMMENDED.


Part No.	Thread Size UNC-2A A	Shank Length B	I.D. Eye C	O.D. Eye D	Overall Length E	Approx. Weight per Piece	Rated Capacity lbs.
BP08	1/4-20	1	3/4	1 3/16	2 7/32	0.04	650
BP10	5/16-18	1 1/8	7/8	1 7/16	2 19/32	0.09	1,200
BP12	3/8-16	1 1/4	1	1 11/16	3	0.14	1,550
BP14	7/16-14	1 3/8	1 3/32	1 13/16	3 7/32	0.19	2,000
BP16	1/2-13	1 1/2	1 3/16	2 1/8	3 21/32	0.31	2,600
BP18	9/16-12	1 5/8	1 1/4	2 5/16	4	0.41	3,200
BP20	5/8-11	1 3/4	1 3/8	2 9/16	4 1/2	0.59	5,200
BP24	3/4-10	2	1 1/2	2 13/16	4 7/8	0.88	7,200
BP28	7/8-9	2 1/4	1 11/16	3 3/16	5 1/2	1.40	10,600
BP32	1-8	2 1/2	1 13/16	3 9/16	6 1/8	2.00	13,300
BP36	1 1/8-7	2 3/4	2	4 1/16	6 7/8	2.80	17,000
BP40	1 1/4-7	3	2 3/16	4 7/16	8	4.00	21,000
BP48	1 1/2-6	3 1/2	2 1/2	5 3/16	8 3/4	7.40	24,000
BP56	1 3/4-5	3 3/4	2 7/8	6	9 13/16	11.80	32,000
BP64	2-4 1/2	4	3 3/8	6 7/8	11	17.40	40,000

Dimensions in Inches
Weights in Pounds

Note: Rated capacity is for 0° vertical pulls. Never apply loads greater than Rated Capacity to any eyebolt. Proof tested in accordance with ASTM A489 and Federal Spec. ANSI B18.15. Traceability and Mechanical test values are available with each shipment upon request.

Shoulder Pattern

Forged - Carbon Steel - Galvanized



WARNING

RATED CAPACITY LIMIT IS DRASTICALLY REDUCED WHEN LOADING AT ANY ANGLE. LOADS MAY SLIP OR FALL CAUSING SERIOUS INJURY OR DAMAGE IF PROPER INSTALLATION AND LIFTING PROCEDURES ARE NOT FOLLOWED.

Direction of Pull

15 degrees
30 degrees
45 degrees
46+ degrees

Rated Capacity

80% of rated capacity
65% of rated capacity
30% of rated capacity
Not recommended

ALWAYS USE A SHOULDER EYE BOLT WHEN PERFORMING ANGULAR LIFTS. ANGULAR LIFTING USING PLAIN PATTERN EYE BOLT IS NOT RECOMMENDED.

Galvanized Eyebolts

Part No.	Thread Size UNC-2A A	Shank Length B	I.D. Eye C	O.D. Eye D	Overall Length E	Center of Eye to Shdr. F	Approx. Weight per Piece	Rated Capacity lbs.
88708	1/4-20	1	3/4	13/16	23/8	3/4	0.04	650
88710	5/16-18	1 1/8	7/8	1 7/16	2 13/16	15/16	0.09	1,200
88712	3/8-16	1 1/4	1	1 11/16	3 9/32	1 1/8	0.17	1,550
88714	7/16-14	1 3/8	1 1/16	1 13/16	3 9/16	1 1/4	0.24	2,000
88716	1/2-13	1 1/2	1 3/16	2 1/8	3 31/32	1 3/8	0.38	2,600
88718	9/16-12	1 5/8	1 1/4	2 5/16	4 1/2	1 9/16	0.51	3,200
88720	5/8-11	1 3/4	1 3/8	2 9/16	4 3/4	1 21/32	0.71	5,200
88724	3/4-10	2	1 1/2	2 13/16	5 1/4	1 13/16	0.99	7,200
88728	7/8-9	2 1/4	1 11/16	3 3/16	5 31/2	2 1/8	1.48	10,600
88740	1 1/4-20	3	2 3/16	4 7/16	6 1/8	2 15/16	4.40	13,300

Dimensions in Inches
Weights in Pounds

Note: Rated capacity is for 0° vertical pulls. Never apply loads greater than Rated Capacity to any eyebolt. Proof tested in accordance with ASTM A489 and Federal Spec. ANSI B18.15. Traceability and Mechanical test values are available with each shipment upon request.

User Inspection/Maintenance Safety:

- Always inspect each eyebolt before use. Periodic inspection is also highly recommended.
- Inspection before use should identify defects such as nicks, gouges, distortion, bends, and incomplete/incorrectly formed threads.
- Eyebolts should not be painted or coated in anyway. Doing so makes it difficult to identify possible defects and wear.
- Eyebolts should be inspected, installed, and used by a qualified personnel only.
- Never use an eyebolt that shows signs of wear or damage.
- Never machine, grind, cut, heat, weld, repair or modify alter eyebolt in any way.
- Never use eyebolt if eye or shank is bent, twisted, elongated, repaired, or modified.
- Always be sure threads on shank and receiving holes are clean.
- Eyebolts showing any signs of corrosion, wear, deformation, stress (overload beyond rated capacity) should be destroyed by crushing or cutting clear across the eye.

EYE BOLTS


Shoulder Pattern Forged - Carbon Steel - Self Colored

WARNING

RATED CAPACITY LIMIT IS DRASTICALLY REDUCED WHEN LOADING AT ANY ANGLE. LOADS MAY SLIP OR FALL CAUSING SERIOUS INJURY OR DAMAGE IF PROPER INSTALLATION AND LIFTING PROCEDURES ARE NOT FOLLOWED.

Direction of Pull	Rated Capacity
15 degrees	80% of rated capacity
30 degrees	65% of rated capacity
45 degrees	30% of rated capacity
46+ degrees	Not recommended

ALWAYS USE A SHOULDER EYE BOLT WHEN PERFORMING ANGULAR LIFTS.
ANGULAR LIFTING USING PLAIN PATTERN EYE BOLT IS NOT RECOMMENDED.



Metric Eyebolts

Part No.	Thread Size UNC-2A A	Shank Length B	I.D. Eye C	O.D. Eye D	Overall Length E	Approx. Weight per Piece	Rated Capacity lbs.
BS6M	M6x1.0	25.4	19	30	60.3	0.06	210 / 462
BS7M	M7x1.0	28.5	22	36.5	71.4	0.10	370 / 814
BS8M	M8x1.25	31.7	25	43	82.5	0.17	500 / 1,110
BS10M	M10x1.5	35.0	27	46	90.5	0.24	740 / 1,628
BS12M	M12x1.75	38.0	30	54	100.8	0.36	1,030 / 2,266
BS14M	M14x2.0	44.5	35	65	120.7	0.48	1,600 / 3,520
BS16M	M16x2.0	44.5	35	65	120.7	0.69	1,600 / 3,520
BS18M	M18x2.5	51.0	38	71.5	133.3	1.10	2,140 / 4,708
BS20M	M20x2.5	57.0	41	81	152.4	1.51	2,860 / 6,292
BS24M	M24x3.0	63.5	44	90.4	168.3	2.36	3,850 / 8,470
BS27M	M27x3.0	70.0	51	103	191.3	3.41	5,200 / 11,440
BS30M	M30x3.5	76.0	55	112.7	208.8	4.68	6,400 / 14,080
BS36M	M36x4.0	89.0	63	131.8	240.5	7.77	8,970 / 19,734
BS42M	M42x4.5	95.0	73	152.4	274.7	11.10	11,960 / 26,312
BS45M	M45x4.5	95.0	73	152.4	274.7	11.35	12,720 / 27,984
BS48M	M48x5.0	101.6	82	174.6	301.6	15.90	16,400 / 36,080
BS52M	M52x5.0	101.6	82	174.6	301.6	16.70	17,300 / 38,060

Dimensions in Millimetres

Note: Rated capacity is for 0° vertical pulls. Never apply loads greater than Rated Capacity to any eyebolt.
Proof tested in accordance with ASTM A489 and Federal Spec. ANSI B18.15.
Traceability and Mechanical test values are available with each shipment upon request.

User Safety Precautions:

- NEVER** exceed the rated capacity.
- NEVER** work, stand, or crawl around or under the load of the eye bolt. Always maintain a safe distance from the load.
- NEVER** use wrenches, crowbars, other objects to tighten eye bolts. Hand tightening is recommended.
- NEVER** SHOCK LOAD EYE BOLTS. Gradually increase lifting of the load to minimize load-shock.
- NEVER** weld, alter, or attempt to "repair" an eye bolt.
- NEVER** machine eye bolts on the shank or shoulder to achieve proper seating.
- NEVER** use a single eye bolt to lift a load that can rotate.
- NEVER** force hooks or any other fittings into the eye; they must fit freely.
- NEVER** expose eye bolts to extreme environmental conditions, as they may adversely affect the Rated Capacity.

Alloy Steel Shoulder Eye Bolts

For cold weather working environments down to -40°C/-40°F

Material Data:

Grade.....8260

Mechanical Properties:

Grain Size5 or Finer
 Tensile Strength.....95,000 psi min.
 Yield.....70,000-100,000 psi
 Elongation.....22% min.
 Reduction of Area55% min.
 Certified & Rated.....Yes
 Certified Working Temp.....down to -40°C/-40°F

WARNING


RATED CAPACITY LIMIT IS DRASTICALLY REDUCED WHEN LOADING AT ANY ANGLE. LOADS MAY SLIP OR FALL CAUSING SERIOUS INJURY OR DAMAGE IF PROPER INSTALLATION AND LIFTING PROCEDURES ARE NOT FOLLOWED.

Direction of Pull	Rated Capacity
15 degrees	80% of rated capacity
30 degrees	65% of rated capacity
45 degrees	30% of rated capacity
46+ degrees	Not recommended

ALWAYS USE A SHOULDER EYE BOLT WHEN PERFORMING ANGULAR LIFTS. ANGULAR LIFTING USING PLAIN PATTERN EYE BOLT IS NOT RECOMMENDED.

Shoulder Pattern

Forged - Alloy Steel - Self Colored




Part No.	Thread Size UNC-2A A	Shank Length B	I.D. Eye C	O.D. Eye D	Overall Length E	Center of Eye to Shdr. F	Approx. Weight per Piece	Rated Capacity lbs.
AS12	3/8-16	1 1/4	1	1 21/32	3.28	1.13	0.18	1,480
AS16	1/2-13	1 1/2	1 3/16	2 1/16	4	1.38	0.35	2,700
AS20	5/8-11	1 3/4	1 3/8	2 1/2	4.75	1.66	0.7	4,300
AS24	3/4-10	2	1 1/2	2 13/16	5.28	1.82	1.1	6,400
AS28	7/8-9	2 1/4	1 11/16	3 1/4	5.97	2.13	1.7	8,800
AS32	1-8	2 1/2	1 13/16	3 9/16	6.66	2.32	2.36	11,600
AS40	1 1/4-7	3	2 3/16	4 7/16	8.22	2.94	4.68	18,400
AS48	1 1/2-6	3 1/2	2 1/2	5 3/16	9.47	3.32	7.77	26,600
AS64	2-4 1/2	4	3 1/4	6 7/8	11.88	4.38	16.7	47,600

Dimensions in Inches
 Weights in Pounds

Note: Rated capacity is for 0° vertical pulls. Never apply loads greater than Rated Capacity to any eyebolt. Stamped with the letter "A" to identify them as low temperature specific. Proof tested in accordance with ASTM F 541 and Federal Spec. ANSI B18.15. Traceability and Mechanical test values are available with each shipment upon request.

EYE BOLTS

Shoulder Pattern Long Shank Eye Bolts



WARNING

RATED CAPACITY LIMIT IS DRASTICALLY REDUCED WHEN LOADING AT ANY ANGLE. LOADS MAY SLIP OR FALL CAUSING SERIOUS INJURY OR DAMAGE IF PROPER INSTALLATION AND LIFTING PROCEDURES ARE NOT FOLLOWED.

Direction of Pull	Rated Capacity
15 degrees	80% of working load limit
30 degrees	65% of working load limit
45 degrees	30% of working load limit
46+ degrees	Not recommended

ALWAYS USE A SHOULDER EYE BOLT WHEN PERFORMING ANGULAR LIFTS.

Part No.	Thread Size UNC-2A A	Shank Length B	Thread Length C	I.D. Eye D	O.D. Eye E	Overall Length F	Center of Eye to Shdr. G	Approx. Weight per Piece lbs.	Working Load Limit lbs.
BS08L	1/4-20	2	1.5	3/4	13/16	33/8	3/4	0.07	650
BS08XL	1/4-20	4	2.0	3/4	13/16	53/8	3/4	0.10	650
BS10L	5/16-18	2.25	1.5	7/8	17/16	313/16	15/16	0.13	1,200
BS10XL	5/16-18	4.25	2.5	7/8	17/16	513/16	15/16	0.17	1,200
BS12L	3/8-16	2.50	1.5	1	111/16	421/32	11/8	0.22	1,550
BS12XL	3/8-16	4.50	2.0	1	111/16	61/32	11/8	0.28	1,550
BS16L	1/2-13	3.25	2.0	13/16	21/8	523/32	13/8	0.53	2,600
BS16XL	1/2-13	6	3.0	13/16	21/8	815/32	13/8	0.67	2,600
BS20L	5/8-11	4	3.0	13/8	29/16	7	121/32	0.96	5,200
BS20XL	5/8-11	6	3.0	13/8	29/16	9	121/32	1.14	5,200
BS24L	3/4-10	4.50	3.0	11/2	213/16	73/4	113/16	1.45	7,200
BS24XL	3/4-10	6	3.0	11/2	213/16	91/4	113/16	1.63	7,200

Dimensions in Inches

Note: Rated capacity is for 0° vertical pulls. Never apply loads greater than Rated Capacity to any eye bolt.

Proof tested in accordance with ASTM A489 and Federal Spec. ANSI B18.15.

Traceability and Mechanical test values are available with each shipment upon request.

FEATURES

- Forged.
- Carbon Steel.
- Zinc Plated.
- Includes Assembled Galvanized Hex Nut.



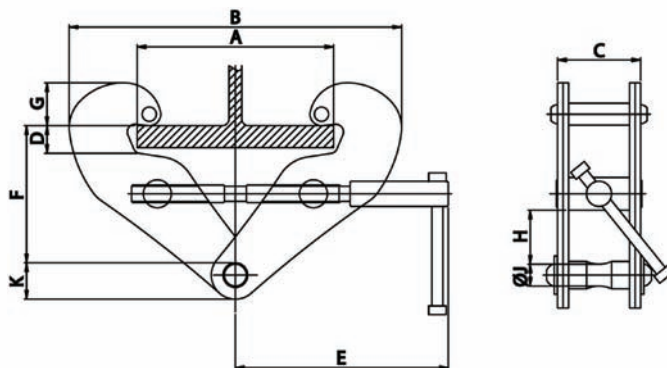
Beam Clamps

Part No.	Lifting Capacity tons	Flange Widths in.	Net Weight lbs.
BC-1	1.0	2.95 - 8.25	8.8
BC-2	2.0	2.95 - 8.25	10.1
BC-3	3.0	2.95 - 12.0	18.5
BC-5	5.0	2.95 - 12.0	21.1

FEATURES

- Available in 1 to 5 ton capacities from 2.95" to 12" flange widths.
- Precision machined adjustment screw allows for quick, easy, and secure clamping to a variety of flange widths.
- Lightweight design and threaded adjustment screw allow for easy portability and installation.
- Compact design requires low headroom.
- Ideal for attaching to steel beams as a semi permanent lifting point to be used in combination with chain hoists & lever hoists.
- Can also be used to lift or transport steel beams.
- Tested to 150% of rated capacity. Test certificate included with every beam clamp.
- CE certified and compliant with ANSI B30.11 specifications.

Beam Clamp Specifications



Capacity tons	Test Load tons	Net Weight lbs.	A inch	B inch	C inch	D inch	E inch	F inch	G inch	J inch	K inch
1	1.5	8.8	3 - 8.3	7.2 - 13	3	1	7.5	5.7 - 4.6	2.1 - 1.5	0.8	1.3
2	3	10.1	3 - 8.3	7.2 - 13	3.3	1	7.5	5.7 - 4.6	2.1 - 1.5	0.8	1.3
3	4.5	18.5	3 - 12	8.4 - 18.1	4.2	1.4	9.5	8.8 - 7.1	2.3 - 1.6	0.9	1.6
5	7.5	22	3 - 12	8.4 - 18.1	4.8	1.4	9.5	8.7 - 7	2.3 - 1.6	1.1	1.8



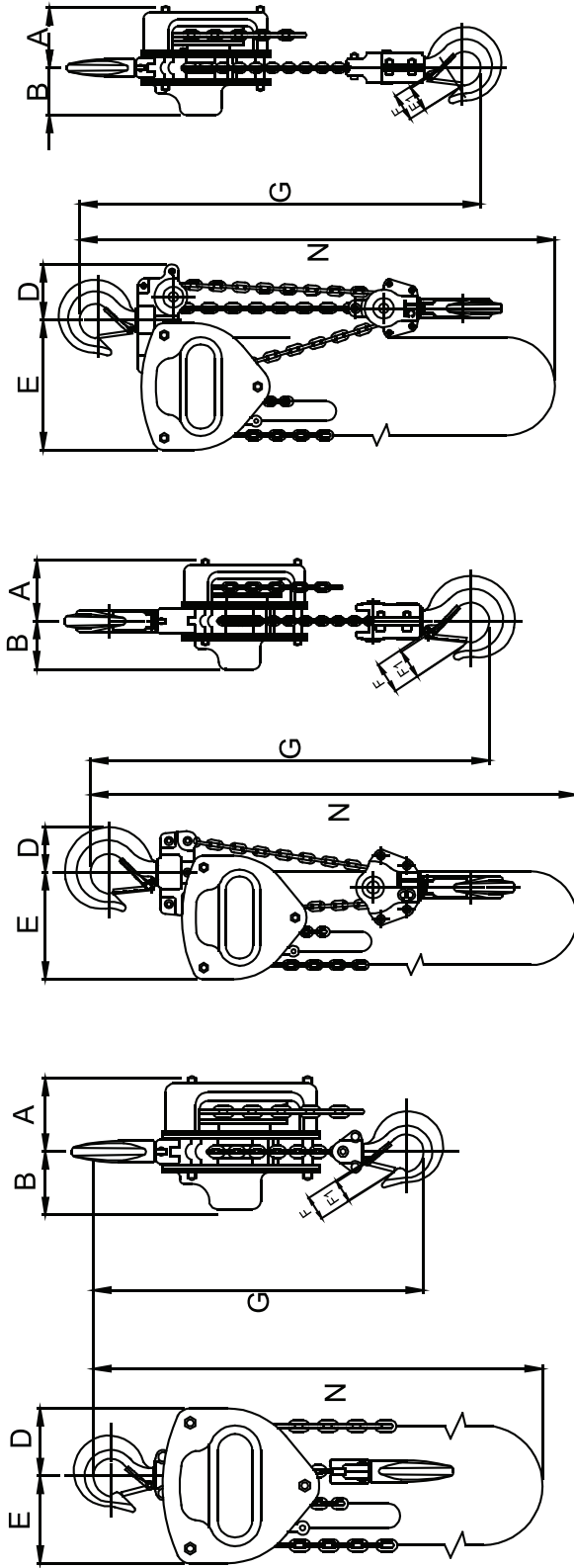
Chain Hoists

Part No.	Lifting Capacity tons	Standard Lift, ft.	Standard Drop, ft.	No. of Chain Falls	Net Weight lbs.
CH-0.5-10	0.5	10	10	1	22.7
CH-0.5-20	0.5	20	20	1	22.7
CH-1-10	1.0	10	10	1	24.5
CH-1-20	1.0	20	20	1	24.5
CH-1.5-10	1.5	10	10	1	34.2
CH-1.5-20	1.5	20	20	1	34.2
CH-2-10	2.0	10	10	1	43.4
CH-2-20	2.0	20	20	1	43.4
CH-3-10	3.0	10	10	2	51.6
CH-3-20	3.0	20	20	2	51.6
CH-5-10	5.0	10	10	3	83.3
CH-5-20	5.0	20	20	3	83.3

FEATURES

- Housing and mechanical components are manufactured from premium grade steel, offering a compact, lightweight, yet exceptionally strong professional grade product.
- DuraShield™ double cover housing for optimum protection of gears, brake, and components from damaging dust, dirt, and grit.
- C-Cure™ safety mechanical brake instantly engages when operation is stopped offering a reliable and safe hold.
- Load chain guide provides smooth operation even at an angle, while protecting the load sheave from dirt and moisture.
- Precision maintenance free sealed bearings increase long-term reliability and reduce pull required to lift loads.
- Abrasion resistant, case hardened load chain is made from heat-treated alloy steel for smooth operation, superior strength, and long-term reliability.
- Marathon-Gears™ are manufactured from premium grade drop forged steel making them extra strong, durable, and corrosion resistant. High precision engineering increases reliability and minimized noise.
- Dropped forged 360° swivelling top and bottom hooks with safety latches help reduce load spin & load chain twist.
- Tested to 150% of rated capacity. Test certificate included with every hoist.
- CE certified and compliant with ANSI B30.16 specifications.

Chain Hoist Specifications



1/2 Ton - 2 Ton

3 Ton

5 Ton

Capacity tons	Test Load tons	Lift Ft	Load Chain Size (inch)	# of Chain Falls	Pull Effort lbs.	Head Room inch	Net Weight lbs.	A inch	B inch	D inch	E inch	N inch	F inch	F1 inch	G inch
0.5	0.75	10	1/4	1	46.2	12	22.7	3.5	2.6	2	3.2	104.4	1.2	1	12
1	1.5	10	1/4	1	55	13.4	24.4	3.5	2.6	2.5	3.4	104.6	1.3	1.1	13.4
1.5	2.25	10	9/32	1	70.4	15.2	34.1	3.7	2.9	3	4.1	104.8	1.5	1.3	15.2
2	3	10	5/16	1	74.8	16.5	43.3	3.9	3	3.3	4.5	105	1.7	1.5	16.5
3	4.5	10	9/32	2	74.8	18.3	51.5	3.7	2.9	2.4	6	105.4	1.7	1.5	18.3
5	7.5	10	5/16	3	81.4	22.6	83.2	3.9	3	4.7	8.3	108.3	2.2	2.1	22.6



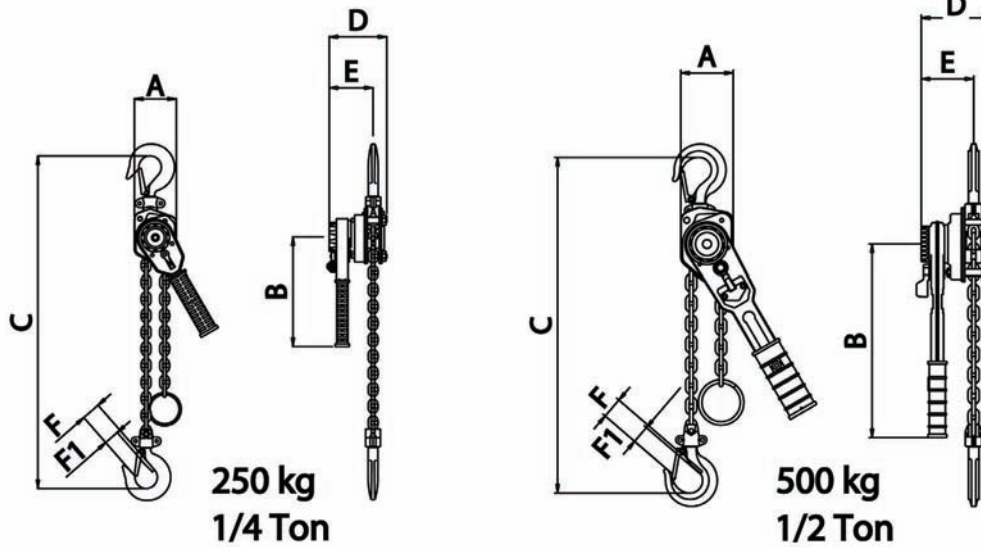
Lever Hoists

Part No.	Lifting Capacity tons	Standard Lift, ft.	Net Weight lbs.	Pull to Lift lbs.
LH-0.25-3	0.25	3	4.0	66
LH-0.5-3	0.50	3	8.0	75
LH-0.75-5	0.75	5	15.2	48
LH-1.5-5	1.5	5	22.0	57
LH-3-5	3.0	5	38.8	84

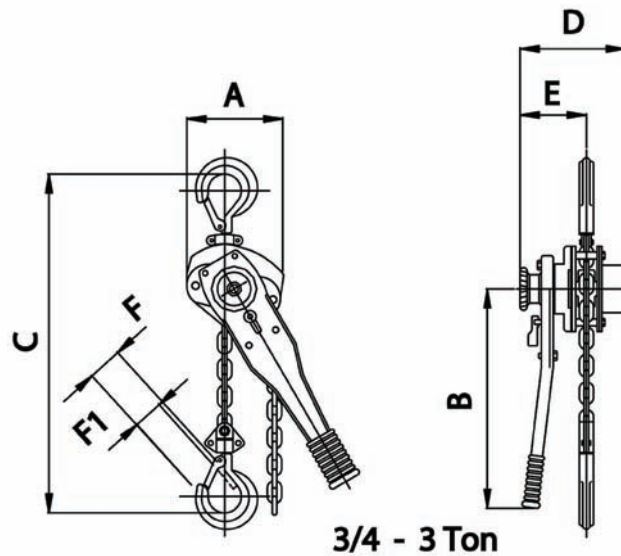
FEATURES

- Available in 1/4 to 1/2 ton capacities with standard 3 ft. and 3/4 ton to 3 ton capacities with 5 ft. lift.
- Housing and mechanical components are manufactured from premium grade steel, offering a compact, lightweight, yet exceptionally strong professional quality product.
- High impact, lightweight steel housing provides optimum protection of gears, brake, and components from dust, dirt, and grit.
- Direction of pull is quickly and easily controlled via the self-locking change lever.
- Single hand freewheeling is convenient and reliable. Simply turn the change lever to the neutral position. The hoist returns to hoisting mode automatically once load is applied.
- Single piece brake cover and handle design provide added protection from damaging dust, dirt, and grit.
- Marathon-Gears™ are manufactured from premium grade drop forged steel making them extra strong, durable, and corrosion resistant. High precision engineering increases reliability and minimizes noise.
- C-Cure™ safety mechanical brake instantly engages when operation is stopped offering a reliable and safe hold.
- Offset handle with 360° rotation offers added protection and a safe grip and from any operating position.
- Abrasion resistant, case hardened load chain is made from heat-treated alloy steel for smooth operation, superior strength, and long-term reliability.
- Dropped forged 360° swivelling top and bottom hooks with safety latches help reduce load spin and load chain twist.
- 180° angled load chain guide is cast into the housing eliminating fouling and jamming of the chain.
- Tested to 150% of rated capacity. Test certificate included with every hoist.
- CE certified and compliant with ASME B30.21 specifications.

Lever Hoist Specifications




Capacity tons	Test Load tons	Lift ft.	Load Chain Size (inch)	# of Chain Falls	Pull Effort lbs.	Net Weight lbs.	A inch	B inch	C inch	D inch	E inch	F inch	F1 inch
0.25	0.375	3	1/8	1	66	4	2.36	6.14	9.65	3.23	2.48	1.06	0.87
0.5	0.75	3	3/16	1	75	8	2.95	10.9	10.6	3.94	2.95	1.18	1.02



Capacity tons	Test Load tons	Lift ft.	Load Chain Size (inch)	# of Chain Falls	Pull Effort lbs.	Net Weight lbs.	A inch	B inch	C inch	D inch	E inch	F inch	F1 inch
0.75	1.125	5	1/4	1	48.4	15.8	5	9.5	10.8	6.2	3.9	1.2	1
1.5	2.25	5	9/32	1	57.2	22	6	14.2	12.6	6.8	4.1	1.5	1.3
3	4.5	5	3/8	1	83.6	38.9	7.2	14.2	15.7	7.7	4.3	1.7	1.5

PULLERS





FEATURES & BENEFITS

- Complete range of pullers in a variety of designs and capacities to suit any automotive or industrial application.
- Pullers are available in up to 13 ton capacity, in 2 or 3 leg designs.
- Pressure screw threads are designed for quick, safe and easy adjustment even under load.
- Puller yokes & legs are drop-forged from the highest quality steel ensuring safe removal of stubborn gears, bearings and automotive parts.
- The NEW line of single operator pullers eliminates lost parts and the hassle of adjusting legs/jaws.
- Bearing separators are available individually or in sets in up to 9" capacity.

2 & 3 Leg Pullers	274
Single Operator Pullers	276
Bearing Separator	278
Timing Gear Puller	279
Pitman Arm Puller	279
Harmonic Balancer	279
Axle Puller	280
Pilot Bearing Puller	280
Universal Hub Puller	280
Steering Wheel Puller	280
Puller & Separator Sets	281

PULLERS



995



996

1 Ton Capacity, Adjustable Jaw Puller

Part No.	Description	Reach max.	Spread max.	Screw Size	Weight
995	2 Jaw	2 1/8"	3 1/4"	5/16"-24 x 3 7/8" lg.	0.3 lb.
996	3 Jaw	2 1/8"	3 1/4"	5/16"-24 x 3 7/8" lg.	0.5 lb.



999A



PO10A

2 Ton Capacity, Adjustable & Reversible Jaw Puller

Part No.	Description	Reach max.	Spread max.	Screw Size	Weight
999A	2 Jaw	3 3/8"	4"	3/8"-24 x 4 7/8" lg.	0.9 lb.
PO10A	3 Jaw	3 3/8"	4 3/4"	3/8"-24 x 4 7/8" lg.	1.3 lbs.



1001



PO11

5 Ton Capacity, Reversible Jaw Puller

Part No.	Description	Reach max.	Spread max.	Screw Size	Weight
1001	2 Jaw	3 1/4"	6"	9/16"-20 x 6 15/16" lg.	1.8 lbs.
PO11	2/3 Jaw	3 1/4"	7"	9/16"-20 x 6 15/16" lg.	2.8 lbs.



999LA



PO13A

5 Ton Capacity, Adjustable & Reversible Jaw Puller

Part No.	Description	Reach max.	Spread max.	Screw Size	Weight
999LA	2 Jaw	5 1/2"	6"	9/16"-20 x 6 15/16" lg.	2 lbs.
PO13A	2/3 Jaw	5 1/2"	7"	9/16"-20 x 6 15/16" lg.	3.5 lbs.



CAUTION

- Be sure puller is aligned & jaws are fully seated on part to be pulled.
- Do not modify or heat puller parts; this causes loss of strength and voids the product warranty.
- When possible use a larger sized puller to avoid potential overloading.



7 Ton Capacity, reversible Jaw Puller

Part No.	Description	Reach max.	Spread max.	Screw Size	Weight
1002	2 Jaw	5"	9"	1 ¹ / ₁₆ "-18 x 9" lg.	4.1 lbs.
P012	2/3 Jaw	5"	10 ¹ / ₂ "	1 ¹ / ₁₆ "-18 x 9" lg.	6.3 lbs.




7 Ton Capacity, Adjustable Jaw Puller

Part No.	Description	Reach max.	Spread max.	Screw Size	Weight
1004	2 Jaw	8 ³ / ₄ "	9 ¹ / ₂ "	1 ¹ / ₁₆ "-18 x 9" lg.	5.2 lbs.
P012L	2/3 Jaw	8 ³ / ₄ "	11"	1 ¹ / ₁₆ "-18 x 9" lg.	8.1 lbs.



13 Ton Capacity, Adjustable Jaw Puller

Part No.	Description	Reach max.	Spread max.	Screw Size	Weight
1003	Std. 2 Jaw	11"	12 ¹ / ₂ "	1 ³ / ₁₆ "-16 x 12" lg.	10.5 lbs.
1006	Long 2 Jaw	15 ¹ / ₄ "	15 ¹ / ₄ "	1 ³ / ₁₆ "-16 x 12" lg.	11.6 lbs.



13 Ton Capacity, Adjustable Jaw Puller

Part No.	Description	Reach max.	Spread max.	Screw Size	Weight
P014	Std. 2/3 Jaw	11"	14"	1 ³ / ₁₆ "-16 x 12" lg.	15.3 lbs.
P017	Long 2/3 Jaw	15 ¹ / ₄ "	17"	1 ³ / ₁₆ "-16 x 12" lg.	16.3 lbs.

PULLERS



2 Ton Capacity, Single Operator Puller

Part No.	Description	Reach max.	Spread max.	Screw Size	Weight
P202T	2 Jaw	3"	4 1/2"	5/8"-8 x 7 1/2" lg.	2 lb.
P302T	3 Jaw	3"	4 1/2"	5/8"-8 x 7 1/2" lg.	3 lb.

Single Operator Pullers

- Unique fixed leg design allows for easy one person operation
- Pressure screw threads designed for easy adjustment and high torque application
- Yoke and legs are drop-forged from alloy steel
- Black oxide finish



5 Ton Capacity, Single Operator Puller

Part No.	Description	Reach max.	Spread max.	Screw Size	Weight
P205T	2 Jaw	5 1/2"	9 1/2"	3/4"-8 x 11 3/8" lg.	7 lb.
P305T	3 Jaw	5 1/2"	9 1/2"	3/4"-8 x 11 3/8" lg.	8 lb.

10 Ton Capacity, Single Operator Puller

Part No.	Description	Reach max.	Spread max.	Screw Size	Weight
P210T	2 Jaw	9"	15"	7/8"-6 x 15 3/4" lg.	17.5 lb.
P310T	3 Jaw	9"	15"	7/8"-6 x 15 3/4" lg.	19 lb.

3 Ton Capacity, Single Operator Puller

Part No.	Description	Reach max.	Spread max.	Screw Size	Weight
P2303T	2/3 Jaw	4 ³ / ₄ "	5 ¹ / ₂ "	5/8"-8 x 7 ¹ / ₂ "	2.9 lb.



Single Operator Pullers

- Unique fixed leg design allows for easy one person operation
- Pressure screw threads designed for easy adjustment and high torque application
- Yoke and legs are drop-forged from alloy steel
- Black oxide finish

8 Ton Capacity, Single Operator Puller

Part No.	Description	Reach max.	Spread max.	Screw Size	Weight
P2308T	2/3 Jaw	8 ¹ / ₄ "	11 ³ / ₄ "	3/4"-8 x 11 ³ / ₈ "	8.2 lb.




12 Ton Capacity, Single Operator Puller

Part No.	Description	Reach max.	Spread max.	Screw Size	Weight
P2312T	2/3 Jaw	10"	17 ¹ / ₄ "	7/8"-6 x 15 ³ / ₄ " lg	20 lb.



PULLERS



Bearing Separator

Part No.	Description	Threads	Weight
P500	1/4" - 15/16" capacity	5/16" - 18	0.6 lb.

Can be used with No. 995, 999A and PO10A



Pulley Pulling Attachment

Part No.	Description	Threads	Weight
P507	1 3/4" - 5 7/8" capacity	5/8" - 18	4.3 lb.

Can be used with No. P312, 1002, PO12, 1004 and PO12L



Bearing Separator

Part No.	Description	Threads	Weight
P509	1/2" - 9" capacity	5/8" - 18	12.5 lb.

Can be used with No. 1003, 1006, PO14 and PO17



Bearing Separator

Part No.	Description	Threads	Weight
P501	0" - 2 1/4" capacity	7/16" - 20	1.4 lbs.

Can be used with No. 1001, PO11, 999LA, PO13A or P309

Part No.	Description	Threads	Weight
P503	0" - 4 1/4" capacity	5/8" - 18	5.5 lbs.

Can be used with No. 1002, PO12, 1004, PO12L



Triangle Separators

Part No.	Opening Capacity	Weight
P3160	1 1/16" - 6 1/4"	5 lbs.
P3210	2" - 8 1/4"	12 lbs.



10 Ton Capacity, Large Gear and Pulley Puller

Part No.	Screw Size	Spread Range	Block Opening	Block Dimensions	Weight
P310	3/4" - 16" x 11 5/8"	2" to 7 3/4"	9/16"	8 1/4" x 1 3/8" x 1"	4.4 lbs.



Timing Gear Puller

Part No.	Screw Size	Spread Range	Block Opening	Block Dimensions	Weight
P309	3/8" - 16" x 13lg	1 1/2" to 4 1/4"	7/16"	4 7/8" x 1 3/16"	1.6 lbs.

*Use for servicing crankshaft pulleys & timing gears



Pitman Arm Puller

Part No.	Description	Weight
P190	Pulls tie rod ends on front wheel drive cars	2.0 lbs.



Pilot Bearing Puller

Part No.	Description	Jaw Spread	Centre Rod	Weight
P498	2-Jaw Slide Hammer	1/2" to 1 1/2"	1/2" - 13" x 13 lg.	3.6 lbs.



Harmonic Balancer Puller

Part No.	Description	Weight
P200	Span 1 1/2" to 4 1/2", 6 ton 2-Way	2.5 lbs.

Contains 5 sets of side bolts, includes:

- 2 each: 3/8" - 16" x 4"
- 3 each: 3/8" - 24" x 2"
- 3 each: 5/16" - 18" x 2"
- 3 each: M8 - 1.25" x 80mm
- 3 each: M10 - 1.50" x 50mm

PULLERS



Axle Puller - Flange Type

Part No.	Description	Sliding Hammer	Centre Rod	Weight
P499	Flange-Type, Bolt Circle range 4 1/2" to 5 1/2"	5 lbs.	5/8" - 18" x 32"	9.4 lbs.



Pilot Bearing Puller

Part No.	Description	Weight
88110	Range 1/2" to 1 1/2" inside diameter	1.7 lbs



Universal Hub Puller

Part No.	Description	Centre Screw	Weight
827	Universal Hub Puller, with 1 1/8" hex head	1" - 14" x 9"	9.0 lbs.

Three legs can be adjusted to an 8" diameter bolt circle.



Steering Wheel Puller

Part No.	Description	Weight
P187	Steering-Wheel Puller	2.2 lbs.

Includes five sets of side bolts:

- 2 each: 1/4" - 28" x 3"
- 2 each: 5/16" - 28" x 3 1/2"
- 2 each: 5/16" - 28" x 4 1/2"
- 2 each: 3/8" - 16" x 4"
- 2 each: M8 - 1.25" x 80mm



PO40
Lock-On Jaw Puller Set, 6 Ton Capacity
 2 Jaw / 3 Jaw Internal and External

Description	Assembly	Inside Spread	Outside Spread
2-Jaw	2 short legs	1 1/2" - 4 1/2"	3/4" - 5"
	2 long legs	2 3/4" - 5 1/2"	3/4" - 7 1/2"
3-Jaw	3 short legs	1 1/2" - 4 3/4"	1" - 4 1/2"
	3 long legs	3 1/4" - 6 1/4"	1" - 6 1/4"

Weight: 6.8 lbs.



PO50A
4" Gear Puller Set, 2 Ton Capacity

Description	Reach Max	Spread Max	Screw Size
2-Jaw	3 3/8"	4"	3/8" - 24" x 47/8" lg.
3-Jaw	3 3/8"	4 3/4"	3/8" - 24" x 47/8" lg.

Assembles to make two standard reversible gear pullers.
 Weight: 1.5 lbs.



PO60A
6", 7" Gear Puller Set, 5 Ton Capacity

Description	Reach Max	Spread Max	Screw Size
2-Jaw	3 1/4"	6"	9/16" - 20" x 6 15/16" lg.
3 Jaw	3 1/4"	7"	9/16" - 20" x 6 15/16" lg.
2-Jaw	5 1/2"	6"	9/16" - 20" x 6 15/16" lg.
3 Jaw	5 1/2"	7"	9/16" - 20" x 6 15/16" lg.

Assembles to make four standard reversible gear pullers.
 Weight: 4.0 lbs.



PO70
9", 10", 11" Gear Puller Set, 7 Ton Capacity

Description	Reach Max	Spread Max	Screw Size
2-Jaw	5 1/2"	9"	1 1/16" - 18" x 9" lg.
2 and 3 Jaw	5 1/2"	10"	1 1/16" - 18" x 9" lg.
2-Jaw	9"	10"	1 1/16" - 18" x 9" lg.
2 and 3 Jaw	9"	11"	1 1/16" - 18" x 9" lg.

Assembles to make 2 adjustable and 2 reversible gear pullers.
 Weight: 10.7 lbs.

PULLERS



P210 Harmonic Balancer & Steering Wheel Puller Set

Includes eight sets of side bolts:

- 3 each: 3/8" - 16" x 4"
- 3 each: 5/16" - 18" x 2"
- 3 each: M10 - 1.50" x 50mm
- 2 each: 5/16" - 24" x 3 1/2"
- 3 each: 3/8" - 24" x 2"
- 3 each: M8 - 1.25" x 80mm
- 2 each: 1/4" - 28" x 3"
- 3 each: 5/16" - 18" x 4 1/2"

Weight: 4.0 lbs.



P50109 2 Piece Bearing Separator Puller Set

Part No.	Description
P501	0" - 2 1/4" capacity
P309	Timing gear puller

Weight: 3.0 lbs.



P5013A 2 Piece Bearing Separator Set

Part No.	Description
P501	0" - 2 1/4" capacity
P503	0" - 4 1/4" capacity

Weight: 6.9 lbs.



Puller Bearing Separator, 5 Ton Capacity

Part No.	Description	Weight
P293	Puller Bearing Separator Set	10 lb.

Includes:

- Two bearing separators (2" & 3")
- Four sets of extension shafts
- 5" Cross slide puller with center screw (9/16" - 10 x 7")
- Blow molded carrying case



Multipurpose Bearing/Puller Set

Part No.	Description	Weight
P300	Puller Bearing Separator Set	9.3 lb.

Includes:

- One pressure screw $\frac{3}{4}$ " - 16 x $7\frac{1}{4}$ " long
 - One pressure screw $\frac{3}{4}$ " - 16 x $5\frac{1}{2}$ " long
 - One yoke bar - 3 pin hole, spread range $3\frac{1}{4}$ " to $5\frac{1}{2}$ "
 - One yoke bar - 2 pin hole, spread range $2\frac{3}{8}$ " to $3\frac{3}{8}$ "
 - Two adjustable clamp bolts
 - Two jaw pins with spring ball
 - Three pairs of puller jaws: $1\frac{3}{8}$ " max, $1\frac{5}{8}$ " max, $1\frac{3}{4}$ " max
 - Three pairs of hex capped bolts
 - Blow molded carrying case
- Use on Pitman arms, timing gear, bearing alternators, power steering, harmonic pulleys, and crankshaft pulleys.



Slide Hammer Puller Set

Part No.	Description	Weight
P495	Slide Hammer Puller Set	18.5 lb.

Includes:

- 5 lb. slide hammer
- 2-way block
- 3-way block
- Cone block
- 3 Internal/external jaw $6\frac{1}{2}$ "
- 3 Internal/external jaw $3\frac{3}{4}$ "
- 3 Pilot bearing jaws $2\frac{3}{8}$ "
- Front hub puller
- Small yoke puller
- Center screw
- Dent puller attachment
- Grip wrench adapter with single lead
- Puller hook
- Blow molded carrying case

PO10T

3 Piece Push Puller Set

Part No.	Description
P309	Timing Gear Puller Spread range $1\frac{1}{2}$ " - $4\frac{1}{4}$ " One center screw $\frac{5}{8}$ " - 18 x $5\frac{1}{2}$ " long Two hex head cap screw ($\frac{3}{8}$ " - 16 x 3") One extra center screw $\frac{5}{8}$ " - 18 x 13" long (Ideal for use with P309)
P310	Large Gear and Pulley Puller Spread range 2" to $7\frac{3}{4}$ " One center screw $\frac{3}{4}$ " - 16 x $11\frac{5}{8}$ " long Cap screws not included
P312	10 Ton Push Puller Reach Max: $8\frac{1}{4}$ " Spread range: $2\frac{1}{8}$ " to $7\frac{1}{4}$ " One $\frac{1}{2}$ " center screw $\frac{3}{4}$ " - 16 x 12" long, tip end threaded $\frac{5}{8}$ " - 18 One center nut Two sliding plates with hex nut Two legs $6\frac{3}{4}$ " long with tip end threaded $\frac{5}{8}$ " - 18 Two end caps $1\frac{1}{2}$ " long Can be used with P503 and P507 Plastic spare parts container (empty) Blow molded carrying case



RELATED HAND TOOLS



The highest standard. Yours.



GRAY TOOLS



Extractors	286
Stud Removers	287
Rethreading & Tapping	288
Drill Bits	291
Deburring Tools	292
Hack Saw	292
Utility Knives	293
Tube & Pipe Cutters	294
Plumbing Tools	295
Flaring	296
Mirrors & Magnetic Tools	297
Automotive	299
Scrapers	301
Measuring Tools	302
Marking	302
Replacement Parts	303

EXTRACTORS & TAPPING



Straight Type Extractor

Part No.	Overall Length	Body Size	Body Type	Removes Screw Size	Use Drill Size
SE50-1	2 7/16"	3/16"	Square	1/4"	1/8"
SE50-2	2 5/8"	3/16"	Square	3/8"	3/16"
SE50-3	2 7/8"	1/4"	Square	7/16"	15/64"
SE50-4	3"	5/16"	Square	1/2"	5/16"
SE50-5	3 1/4"	3/8"	Square	5/8"	3/8"
SE50-6	3 7/8"	7/16"	Square	3/4"	15/32"
SE50-7	4 1/2"	1/2"	Square	7/8"	9/16"
SE50-8	4 7/8"	5/8"	Square	1"	21/32"
SE50-9	5 3/8"	3/4"	Square	1 1/4"	13/16"
SE50-10	5 1/2"	1"	Square	1 1/2"	1 1/16"

For removing broken or seized screws
 Straight, tapered flutes provide a secure and firm grip
 Hardened steel edges for easy removal of damaged screws



SE50C 5 Piece Straight Type Extractor Set

Contains: SE50-1, SE50-2, SE50-3, SE50-4, SE50-5
 Includes Pouch



Left-hand Spiral Tapered Flute Extractor

Part No.	Removes screw size	Use drill size
EX1	1/8"-5/32" / 3-4mm	5/64" / 1.8mm
EX2	3/16"-9/32" / 5-7mm	7/64" / 2.6mm
EX3	5/16"-3/8" / 8-10mm	5/32" / 3.7mm
EX4	7/16"-9/16" / 11-14mm	1/4" / 5.5mm
EX5	9/16"-11/16" / 14-17mm	17/64" / 7mm
EX6	5/8"-7/8" / 16-22mm	13/32" / 10mm

For removing broken stud, bolt or screw
 Left Hand Spiral Design for Extra Gripping Power
 Made of alloy steel and precision heat treated for maximum durability



SE70C 7 Piece Straight Type Extractor Set

Contains: SE50-1, SE50-2, SE50-3, SE50-4, SE50-5, SE50-6, SE50-7
 Includes Pouch



S35P 5 Piece Left Hand Spiral Tapered Flute Extractor Set

Contains: EX1, EX2, EX3, EX4, EX5
Includes Pouch



SE1410 10 Piece Combination Screw Extractor & Drill Set

Contains:
5 cobalt high speed M35 steel jobber drill bits
 $\frac{5}{64}$ " - $\frac{9}{32}$ " and 5 left hand spiral tapered flute
extractors EX1-EX5.
Includes Metal Drill Index 90773

SE100C 10 Piece Screw Extractor Set

Contains:
10 extractors $\frac{1}{8}$ " - $1\frac{1}{16}$ "
Straight, tapered flutes provide a secure and firm grip




2591A



19

Stud Removers

Part No.	Description	Length
2591A	$\frac{1}{2}$ " Dr. $\frac{1}{4}$ " to $\frac{9}{16}$ "	2"
19	$\frac{1}{2}$ " Dr. $\frac{1}{4}$ " to $\frac{3}{4}$ "	2"



Ratcheting Tap Wrenches - Reversible

Part No.	Tap Sizes	Jaw Capacity
G52/1	0.118" - 0.315" (3-8mm)	0.078" - 0.197" (2-5mm)
G52/2	0.078" - 0.472" (5-12mm)	0.177" - 0.315" (4.5-8mm)

RETHREADING & TAPPING



Rethreading Kit

Part No.	No. Pieces	Contents
91942	42	Includes 19 taps, 21 dies, of NC, NF and metric sizes, including 2 thread files.

Includes Custom Molded Plastic Case.



Rethreading Kit

Part No.	No. Pieces	Contents
91953	53	Includes 19 taps, 32 dies, of NC, NF and metric sizes, including 2 thread files.

Includes Custom Molded Plastic Case.



Thread Restorer Set - External Type

Part No.	Description
C7TR	NC-USS Coarse: 1/4", 5/16", 3/8", 7/16", 1/2", 9/16", 5/8"
F7TR	NF-SAE Fine: 1/4", 5/16", 3/8", 7/16", 1/2", 9/16", 5/8"



Thread Restorers - External Type

Part No.	Description
TR1T	Threads per inch: 11, 12, 13, 14, 16, 18, 20, 24
TR2T	Threads per inch: 9, 10, 12, 16, 20, 27, 28, 32
TRM1	Threads per mm: .80, 1, 1.25, 1.5, 1.75, 2, 2.5, 3



SAE Coarse Taps

Part No.	Description
91108	1/4"-20 TPI
91110	5/16"-18 TPI
91112	3/8"-16 TPI
91114	7/16"-14 TPI
91116	1/2"-13 TPI
91118	9/16"-12 TPI




SAE Fine Taps

Part No.	Description
91208	1/4"-28 TPI
91210	5/16"-24 TPI
91212	3/8"-24 TPI
91214	7/16"-20 TPI
91216	1/2"-20 TPI
91218	9/16"-18 TPI




SAE Fine Dies

Part No.	Description
91308	1/4"-28 TPI
91310	5/16"-24 TPI
91312	3/8"-24 TPI
91314	7/16"-20 TPI
91316	1/2"-20 TPI
91318	9/16"-18 TPI
91320	5/8"-18 TPI
91324	3/4"-16 TPI
91325	3/4"-20 TPI



SAE Coarse Dies

Part No.	Description
91408	1/4"-20 TPI
91410	5/16"-18 TPI
91412	3/8"-16 TPI
91414	7/16"-14 TPI
91416	1/2"-13 TPI
91418	9/16"-12 TPI
91420	5/8"-11 TPI
91424	3/4"-10 TPI



Metric Dies

Part No.	Description
91505	6mm x 1.00mm
91506	6mm x 1.25mm
91507	7mm x 1.00mm
91508	8mm x 1.00mm
91509	8mm x 1.25mm
91510	8mm x 1.50mm
91511	10mm x 1.00mm
91512	10mm x 1.25mm
91515	10mm x 1.50mm
91522	12mm x 1.25mm
91525	12mm x 1.50mm
91527	12mm x 1.75mm
91542	14mm x 1.25mm
91545	14mm x 1.50mm
91555	20mm x 1.50mm



Metric Taps

Part No.	Description
91610	6mm x 1.00mm
91611	8mm x 1.25mm
91612	10mm x 1.25mm
91615	10mm x 1.50mm
91622	12mm x 1.25mm
91625	12mm x 1.50mm
91627	12mm x 1.75mm

RETHREADING & TAPPING



92340 40 Piece Alloy Tap and Die Set Standard

Contains:
Carbon tap and die set, NC/NF, with taps and 1" O.D. round dies:
4-40, 6-32, 8-32, 10-24, 10-32, 12-24, 1/4"-20, 1/4"-28, 5/16"-18, 5/16"-24,
3/8"-16, 3/8"-24, 7/16"-14, 7/16"-20, 1/2"-13, 1/2"-20, 1/8"-27 NPT, 1 Die
Stock, Screw Pitch Gauge, 2 Tap Wrenches, Screwdriver
Includes Metal Storage Case



92440 40 Piece Alloy Tap and Die Set Metric

Contains:
Carbon tap and die set, NC/NF, with taps and
1" O.D. round dies: 3 x 0.5, 3 x 0.6, 4 x 0.7,
4 x 0.75, 5 x 0.8, 5 x 0.9, 6 x 0.75, 6 x 1.0, 7 x 0.75,
7 x 1.01, 8 x 1.0, 8 x 1.25, 10 x 1.25, 10 x 1.5,
12 x 1.5, 12 x 1.75, 1/8"-27 NPT, 1 Die Stock,
Screw Pitch Gauge, 2 Tap Wrenches and Screwdriver
Includes Metal Storage Case

2599 18 Piece Combination Tap and Drill Set

Contains:
9 high speed standard hand taps, 6-32 to 1/2" - 13
NC featuring ground threads and 60" thread form
with 9 matching high speed jobber drills.
Includes Metal Drill Index (90068)





92129 29 Piece SAE Cobalt High Speed Steel Drill Bit Set

Contains:
1/16" - 1/2" x 64ths, Jobber length 135° split point,
Grade: M35 Steel, Spec. NAS 907J
Includes Plastic Storage Case



92125M 25 Piece Metric Cobalt High Speed Steel Drill Bit Set

Contains:
1 - 13mm, Jobber length 135 split point,
Grade: M35 Steel, Spec. DIN1412-ANSI
Standard N
Includes plastic storage case.

SAE Individual Cobalt Bits

Part No.	Size	Overall Length
9210-1/16	1/16"	1 7/8"
9210-5/64	5/64"	2"
9210-3/32	3/32"	2 1/4"
9210-7/64	7/64"	2 5/8"
9210-1/8	1/8"	2 3/4"
9210-9/64	9/64"	2 7/8"
9210-5/32	5/32"	3 1/8"
9210-11/64	11/64"	3 1/4"
9210-3/16	3/16"	3 1/2"
9210-13/64	13/64"	3 5/8"
9210-7/32	7/32"	3 3/4"
9210-15/64	15/64"	3 7/8"
9210-1/4	1/4"	4"
9210-17/64	17/64"	4 1/8"
9210-9/32	9/32"	4 1/4"
9210-19/64	19/64"	4 3/8"
9210-5/16	5/16"	4 3/16"
9210-21/64	21/64"	4 5/8"
9210-11/32	11/32"	4 3/4"
9210-23/64	23/64"	4 7/8"
9210-3/8	3/8"	5 5/8"
9210-25/64	25/64"	5 1/8"
9210-13/32	13/32"	5 1/4"
9210-27/64	27/64"	5 3/8"
9210-7/16	7/16"	5 1/2"
9210-29/64	29/64"	5 5/8"
9210-15/32	15/32"	5 3/4"
9210-31/64	31/64"	5 7/8"
9210-1/2	1/2"	6"

Metric Individual Cobalt Bits

Part No.	Size	Overall Length
9210-1M	1mm	34mm
9210-1.5M	1.5mm	40mm
9210-2M	2mm	49mm
9210-2.5M	2.5mm	57mm
9210-3M	3mm	61mm
9210-3.5M	3.5mm	70mm
9210-4M	4mm	75mm
9210-3.5M	3.5mm	70mm
9210-4.5M	4.5mm	80mm
9210-5M	5mm	86mm
9210-5.5M	5.5mm	93mm
9210-6M	6mm	93mm
9210-6.5M	6.5mm	101mm
9210-7M	7mm	109mm
9210-7.5M	7.5mm	109mm
9210-8M	8mm	117mm
9210-8.5M	8.5mm	117mm
9210-9M	9mm	125mm
9210-9.5M	9.5mm	125mm
9210-10M	10mm	133mm
9210-10.5M	10.5mm	133mm
9210-11M	11mm	142mm
9210-11.5M	11.5mm	142mm
9210-12M	12mm	151mm
9210-12.5M	12.5mm	151mm
9210-13M	13mm	151mm

DEBURRING & CUTTING



DT1000 3 Piece Deburring Tool Set

Contains:
2 high speed steel blades (DT-100) in plastic handle.
Ideal for removing burrs and sharp edges on metal and plastic parts, tubes and fittings.



5 Piece Deburring Blade Sets

Part No.	Fits	Description
DS-100-5	DT1000, DT2000	Cuts right and left
DT-100-5	DT1000, DT2000	Cuts right only

H.S.S. blade ideal for metal and plastic



DT2000 3 Piece Deburring Tool Set

Contains:
2 high speed steel blades (DT-100) in aluminum handle.
Ideal for removing burrs and sharp edges on metal and plastic parts, tubes and fittings.



SR-100-2 2 Piece Scriber Blade Set

H.S.S. blade ideal for placing marks on metal and plastic surfaces.
Fits DT1000 or DT2000 and most competitors handles.



6" Blade Mini Hacksaw

Part No.	Description
2612HS	Professional grade industrial mini hacksaw. <ul style="list-style-type: none"> • Six blade angle settings. • Sturdy oval aluminum frame for greater cutting depth. • Cushioned comfort grip handle. Replacement blade: 2612HS-BLD



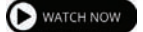
Hacksaw

Part No.	Description
2682HD	Premium industrial strength hacksaw <ul style="list-style-type: none"> • Cuts ferrous and non ferrous metals and other materials. • Unique 2 step quick blade change action. • 12" blade is adjustable to 45° and 90°. • Blade tension lever integrated into handle for quick change of blades. Supplied complete with top quality bi-metal HSS 24 tpi blade. <ul style="list-style-type: none"> • Flexible high speed teeth welded to top quality alloy steel backing. • 1/2" wide lacquered blade provides superior cutting efficiency with maximum safety. • Comfortable fully insulated molded handle. • Spare blade storage area located in black frame.



Retractable Trimming Knife

Part No.	Description	Replacement Blade
205	<ul style="list-style-type: none"> • Lightweight yet durable zinc-alloy die cast body • Thumb stop for more power and control • Ergonomic design • 2 spare blades in the internal blade compartment • Overall Length: 6½" 	205-BLD



Heavy Duty Knife With Snap-Off Blade

Part No.	Description	Replacement Blade
208	<ul style="list-style-type: none"> • Automatic blade loading for increased productivity and prevention accidental injury • Break button for securing the blade in desired position • Ergonomic design with rubber grip • Includes 3 blades • Internal blade compartment can hold up to 6 blades • Works with most standard replacement blades • Overall Length: 6½" 	208-BLD



Heavy Duty Retractable Trimming Knife

Part No.	Description	Replacement Blade
210	<ul style="list-style-type: none"> • Automatic blade loading for increased productivity and preventing accidental injury • Roller spring system secures the blade in place and preventing movement • Magnet used to fasten blade • Ergonomic design with rubber grip • Includes 2 spare blades in the internal blade compartment • Overall length: 7¾" 	205-BLD



Auto-Retracting Utility Knife

Part No.	Description	Replacement Blade
213	<ul style="list-style-type: none"> • Automatic blade return into housing for increased safety. • Roller spring system secures the blade in place and preventing movement • Ergonomic design for a comfortable hand grip. • 2 spare blades in the internal blade compartment • Overall Length: 6½" 	205-BLD



Pocket Utility Knife

Part No.	Description	Replacement Blade
203	<ul style="list-style-type: none"> • Ideal for cutting tape, cardboard, shrink-wrap, caulking and more • Includes pocket clip and blade protector. • To remove the blade protector, simply lift up the tab • Slim body design • Compatible with any aftermarket 9mm blade • Overall Length: 5¾" 	203-BLD



Pipe Cutter 1/8" - 2" O.D.

Part No.	Description	Replacement Blade
84172A	<ul style="list-style-type: none"> Cuts pipes 1/8" to 2" O. D. Ideal for steel tubes. Drop forged steel frame. Innovative spring system provides a clean cut and preserves durability of cutting wheel. Feeding screw made of steel. 	84172A-BLD



Tube Cutter 1/8"-1 1/8" O.D.

Part No.	Description	Replacement Blade
84125	<ul style="list-style-type: none"> Cuts tubing 1/8" to 1 1/8" O. D. Ideal for thin walled hard and soft copper, aluminum, brass and plastic tubes. Ideal for use projects with restricted space. 	84125-BLD



Tube Cutter 1/8"-1 1/8" O.D.

Part No.	Description	Replacement Blade
84130A	<ul style="list-style-type: none"> Cuts tubing 1/8" to 1 1/8" O. D. Ideal for cutting copper, brass, aluminum and thin-wall steel. Quick blade change – no tools required. Made from zinc die-cast. Large ergonomic knob provides a firm grip and allows quick and easy cutting. 	84125-BLD



Tube Cutter 1/8" - 1 3/4" O.D.

Part No.	Description	Replacement Blade
84143	<ul style="list-style-type: none"> Cuts tubing 1/8" - 1 3/4" O. D. Lightweight yet very durable magnesium body Feeding screw made of steel No tool required for instant wheel change 4 rollers for better grip of the metal tube being cut Removable reamer Ergonomic knob Spare cutting wheel inside the knob Ideal for thin walled hard and soft copper, aluminum, brass and plastic tubes 	84125-BLD



PVC and PEX Tube Cutter

Part No.	Overall Length	Weight lbs.	Cut Capacity
66026	7½"	0.55	1"

- 4 rollers with needle bearings helps the turning of the tube during the cut.
- PTFE coated steel blade.
- Durable magnesium construction.
- Cuts up to 1-Inch (25 mm) O.D. multilayer plastic tubing, include PEX and PVC.
- Rubber grip with anti-impact design.
- One handed locking system.

Replacement Blade Part No. 66026-BLD



Plastic Pipe & Tube Cutters

Part No.	Overall Length	Max Capacity	Replacement Blade
66042	10"	1⅝"	66042-BLD
66063	11"	2½"	66063-BLD

- Creates straight and precise cuts with minimal effort required with an advanced ratcheting system.
- Durable magnesium construction for heavy duty use.
- Ideal for cutting PE, PP, PB, PEX, PPR, MLP/MSR, VPE, CPVC, PVC, PVDF
- Blade –PTFE (Teflon) coated stainless steel blade
- Comfort –Rubberized grip handle
- Quick blade change –no tools required
- Convenient–One-handed operation



Tube Cutter 1/4" - 3" O.D.

Part No.	Description	Replacement Blade
84169	<ul style="list-style-type: none"> • Cuts tubing 1/4" to 3" O. D. • Quick release system for faster operation. • 4 rollers for better grip of the metal tube being cut. • Removable reamer. 	84125-BLD



Tube Bender - Single Head

Part No.	Outside Diameter	Overall Length
TB108	¼"	11 ½"
TB110	⅝"	12 ½"
TB112	⅜"	13 ½"
TB116	½"	17 ½"
TB120	⅝"	18 ½"

FEATURES

- Bends up to 180°.
- Makes smooth tight radius bends with minimum effort.
- Ideal for bending soft copper and aluminum tubing only.
- Easy to read calibrated markings allow for precise bends.
- Open side type slips over tube at any point.
- Steel handle with cushion grip.

CUTTING & FLARING

89657 11 Piece Double Flaring Tool Set w/Tube Cutter

Contains:

7 dies, 3/16", 1/4", 5/16", 3/8", 7/16", 1/2", 5/8" O.D. Tube dia.

Tubing, Yoke Assembly, Bar Assembly, Handle and 84130A Tube Cutter. 45° Flare.

Includes Custom Molded Case

Replacement Parts for 89657

Part No.	Tube Dia. O.D.
89657-1	3/16"
89657-2	1/4"
89657-3	5/16"
89657-4	3/8"
89657-5	1/2"
89657-6	7/16"
89657-7	5/8"
89657-BAR	Bar Assembly
89657-YKA	Yoke Assembly



89656 8 Piece I.S.O. Metric Bubble Flaring Tool Set

Contains:

4 dies, 4.75mm, 6.0mm, 8.0mm, 10.0mm O.D. Tube Dia.

Yoke assembly, Bar Assembly, Reamer and Wrench.

For automotive brake systems.

Includes Custom Molded Case

Replacement Parts for 89656

Part No.	Tube Dia. O.D.
89656-1	4.75
89656-2	6.0
89656-3	8.0
89656-4	10.0
89656-6	Bar Assembly

RF163 8 Piece Double Flaring Tool Set

Contains:

5 dies, 3/16", 1/4", 5/16", 3/8", 1/2" O.D. Tube Dia.,

Yoke assembly, bar assembly & handle. 45° Flare.

Includes Custom Molded Case

Replacement Dies for RF163


Part No.	Tube Dia. O.D.
RF163-1	3/16"
RF163-2	1/4"
RF163-3	5/16"
RF163-4	3/8"
RF163-5	1/2"





Inspection Mirrors

Part No.	Description	Length
CF143	Pocket Circular with Clip, 1 1/4"	8"
CF144	Pocket Circular with Clip, 7/8"	7 1/2"
CF145	Pocket Oval with Clip, 1" x 2"	8 1/2"




Telescopic Inspection Mirrors

Part No.	Description	Length
CF146	2 1/4" Telescopic circular glass swivel head	10-14"
CF147	Telescopic Rectangular, 2 1/8" x 3 1/2"	11 1/4 to 15 1/4"
CF147RM	Replacement mirror (package of 12pc)	



Telescopic Inspection Mirrors

Part No.	Description	Reach
89905	1 3/4" x 1 3/4" square glass mirror	9 to 35 1/2"
89905-RM	Replacement mirror	
89906	1 3/4" x 2 1/2" rectangular glass mirror • Swivel head	10 to 36"
89906-RM	Replacement Mirror	
89907	2 1/2" x 3 1/2" rectangular glass mirror • Swivel head	10 1/2 to 37"
89907-RM	Replacement Mirror	
89911	3 3/4" circular glass mirror • Swivel head	20 to 32"
89911-RM	Replacement mirror	



Inspection Mirror

Part No.	Description	Length
89317	Spring controlled inspection mirror 90° movement, 1 1/16" x 2 17/32"	16 1/4"
89317-RM	Replacement mirror	

MAGNETS

Telescopic Magnetic Pick Up Tools

Part No.	Description	Reach
89901	Telescopic magnetic pick up tool • Heavy duty 1/4" dia. magnet holds up to 5 lbs.	7 to 33 1/2"
89902	Telescopic magnetic pick up tool • Heavy duty 7/16" dia. magnet holds up to 14 lbs.	7 to 33 1/2"
89903	Swivel head magnetic pick up tool • Heavy duty 7/16" dia. magnet holds up to 14 lbs.	7 1/2 to 34"
89910	Telescopic magnetic pick up tool • Heavy duty 1 1/8" dia. magnet holds up to 30 lbs.	16 3/4 to 29"



Pickup Tools - Telescopic

Part No.	Description	Reach
K2	Magnetic - Telescopic - lifts 2 lbs.	17 to 26 1/2"
89931	Magnetic - Telescopic - lifts 6.5 lbs.	17 to 26 1/2"



Pickup Tool - Fixed

Part No.	Description	Length
K1	Magnetic - Fixed	9"



Pickup Tool

Part No.	Description	Reach
K5	Magnetic - Telescopic lifts 1 lb.	5 1/4 to 17 1/4"

Pickup Tool - Flexible

Part No.	Description	Reach
K3	Magnetic - Flexible	18 1/4"



Pickup Tool

Part No.	Description	Reach
K906	Magnetic - Pocket-clip	6"



Pickup Tools

Part No.	Description	Reach
K9	Mechanical Fingers - Flexible	15"
K4	Mechanical Fingers - Rigid	6"



Glaze Breakers - Cylinder Honers

Part No.	Description	Overall Length
CF63	3/4" to 2 1/2"	1 1/8" medium - 220 Grit
CF68	1 1/4" to 3 1/2"	3/4" medium - 220 Grit
CF61	2" to 5 1/2"	3" medium - 220 Grit
CF62CS	2" to 7"	4" medium - 220 Grit



Battery Terminal Cleaner

Part No.	Description
BTC2	Post and Terminal Cleaner



Nut Breaker

Part No.	Description
170	Capacity: up to 7/16"



Piston Ring Compressors

Part No.	Description
RC2	Master: 2 1/2" to 5" capacity
RC3	Master: 3 1/2" to 7" capacity
RC4	Truck/Tractor/Diesel: 3 1/2" to 7" capacity



Replacement Stone Sets - 3 pieces per set

Part No.	Length	Overall Grit	Use On
CF63-1	1 1/8"	220/Medium	CF63 and CF68
CF63-14	1 1/8"	320/Fine	CF63 and CF68
CF63-24	2"	320/Fine	CF63 and CF68
CF63-21	2"	220/Medium	CF63 and CF68
CF61-14S	3"	320/Fine	CF61
CF61-12S	3"	220/Medium	CF61
CF61-100	3"	100/Coarse	CF61
CF62-14S	4"	320/Fine	CF62CS
CF62-12S	4"	220/Medium	CF62CS



Industrial Duty Circuit Tester Light

Part No.	Description	Replacement Bulb
89703	6 / 12 / 24 volt systems 60" Rubber lead wire Indicator bulb lights if circuit is functioning Heavy-duty alligator clip	89704



Oil Filter Wrench

Part No.	Description	Max. Dia.
XO10	Heavy-duty Filter Wrench	4"



FG35A



FG1



FG23



FG15A

Feeler Gauges

Part No.	Description	Thickness, in.
FG1	10-Blade	.002, .003, .004, .005, .006, .007, .008, .010, .012, .015
FG12	15-Blade Intermediate	.002, .003, .004, .005, .006, .007, .008, .010, .011, .012, .013, .014, .015, .020, .025
FG2	25-Blade Master	.0015, .002, .003, .004, .005, .006, .007, .008, .009, .010, .011, .012, .013, .014, .015, .016, .018, .020, .022, .024, .025, .028, .030, .032, .035
FG35A	35-Blade Full Range	.0015, .002, .003, .004, .005, .006, .007, .008, .009, .010, .011, .012, .013, .014, .015, .016, .017, .018, .019, .020, .021, .022, .023, .024, .025, .026, .027, .028, .029, .030, .031, .032, .033, .034, .035

Ignition

Part No.	Description	Thickness, in.
FG23	6-Blade Brass Non-magnetic 3" x 1/2"	.006, .008, .010, .012, .014, .016
FG15A	16-Blade 1 3/4" x 1/4"	.011, .012, .013, .014, .015, .016, .017, .018, .019, .020, .022, .024, .025, .028, .030, .032




Metric Standard - 3" x 1/2"

Part No.	Description	Thickness, mm
FG30	25-Blade Full Range	.04, .05, .06, .07, .08, .09, .10, .15, .20, .25, .30, .35, .40, .45, .50, .55, .60, .65, .70, .75, .80, .85, .90, .95, 1.00



Spark Plug Gap Gauge

Part No.	Description	Thickness, in.
FG4444	Ramp Style	.020 to .100 in. .6 to 2.4 mm



Specialty

Part No.	Description	Thickness, in.
FG9	8-Blade Piston 9 1/4" x 1/2"	.002, .003, .004, .005, .006, .008, .010, .015
FG275A	26-Blade 45° Offset Full Range Extra Length	.011, .012, .013, .014, .015, .016, .017, .018, .019, .020, .021, .022, .023, .024, .025, .026, .027,



Scraper

Part No.	Blade Width	Overall Length
838	1 1/4"	7 1/2"



Scraper With Retractable Blade

Part No.	Blade Width	Overall Length	Replacement Blades
207	1 1/2"	5"	208-SBL (Pkg. of 5 blades)



Flexible Wire Carbon Scraper

Part No.	Blade Width	Overall Length
89020	1"	9"



Scrapers with Acetate Handle

Part No.	Blade Width	Overall Length
838A	1"	12"
839B	1 1/2"	13 1/2"



**86005
5 Piece Comfort Grip Hook, Pick & Scraper Set**

Part No.	Description	Blade Length	Overall Length
86801	Pick 45° Tip	6"	10"
86802	Pick 90° Tip	6"	10"
86803	Pick Hook Tip	6"	10"
86804	Pick Straight Tip	6"	10"
86805	Scraper 1" Blade Tip	6"	10"



**83839B
2 Piece Scraper Set**

Contains: 838 and 839B

SCRAPERS, PICKS, MEASURING & MARKING



Scriber

Part No.	Description	Overall Length
K908	Scriber, Carbide Tipped	6"



Wire Brush

Part No.	Description	Overall Length
840	Wire Brush	14"



26 Foot Measuring Tape with Auto Lock

Part No.	Description
86025A	<ul style="list-style-type: none"> • 1" (25mm) wide powder coated nylon for superior durability. • Easy to read SAE & Metric graphics. • Grappling hook features two front magnets allowing attachment to any metal surface. • Autolock tape return function for added convenience. • Belt clip.



Digital Caliper - Metal Cast Housing


Part No.	Description
DC6150	Range: 0 - 6" (0 - 150mm)
DC8200	Range: 0 - 8" (0 - 200mm) <ul style="list-style-type: none"> • Large easy to read LCD display. • Resolution: 0.0005"/0.01mm. • Accuracy 0.001"/0.02mm. • 5 input key: inch/mm, on-off, zero key, hold key and thumb wheel adjustment. • Direct inch/mm conversion. • Zero setting at any position. • Measurements: inside, outside, depth, step. • Stainless steel body. • Metal housing protects electronic components. • Smooth and accurate operation. • Includes plastic molded case and extra battery. • 1 year limited warranty.



Steel Hand Stamps

Character Size, in.	Square Size	Overall Length	Letter Sets Part No.	Number Sets Part No.	Letter & Number Sets Part no.
1/8	1/4"	2 3/8"	34-20200	34-20541	34-20624
3/16	5/16"	2 3/8"	34-20250	34-20561	34-20625
1/4	3/8"	2 5/8"	34-20300	34-20581	34-20626
3/8	1/2"	2 3/4"	34-20350	34-20601	34-20627
1/2	5/8"	3"	34-20400	34-20621	—

- For hand held, hammer-struck applications.
- Crowned striking and textured shanks.
- Packed in durable plastic or metal storage containers.
- Letter sets contain 27 pieces - A thru Z, plus ampersand (&).
- Number sets contain 9 pieces - 0 thru 8 (the 6 is used as a 9).



2 or 3 Combination Yoke



2 Leg Yoke

Yokes

Part No.	Fits Puller Part No.	Legs	Length, in.
999-YOK	999, PO50	2	2"
1001-YOK	999L, 1001	2	3 1/4"
1002-YOK	1002, 1004	2 or 3	4 1/2"
1003-YOK	1003, 1006	2	6 1/4"
PO11-YOK	PO11, PO13, PO60	2 or 3	4"
PO12-YOK	PO12, PO12L, PO70	2 or 3	6"
PO17-YOK	PO14, PO17	2 or 3	7 3/4"
P187-YOK	P187	Cross-arm	4"



Pressure Screws

Part No.	Fits Puller Part No.	Legs	Thread Size
PO10-SCR	PO10, PO50, 999	4 3/4"	3/8"-24
PO11-SCR	PO60, 1001, PO11, 999L, PO13	7"	9/16"-24
PO12-SCR	1002, 1004, PO12, PO12L, PO70	9"	11/16"-18
PO17-SCR	1003, 1006, PO14, PO17	12 1/2"	13/16"-16
P187-SCR	P187	5"	5/8"-18



Bolts

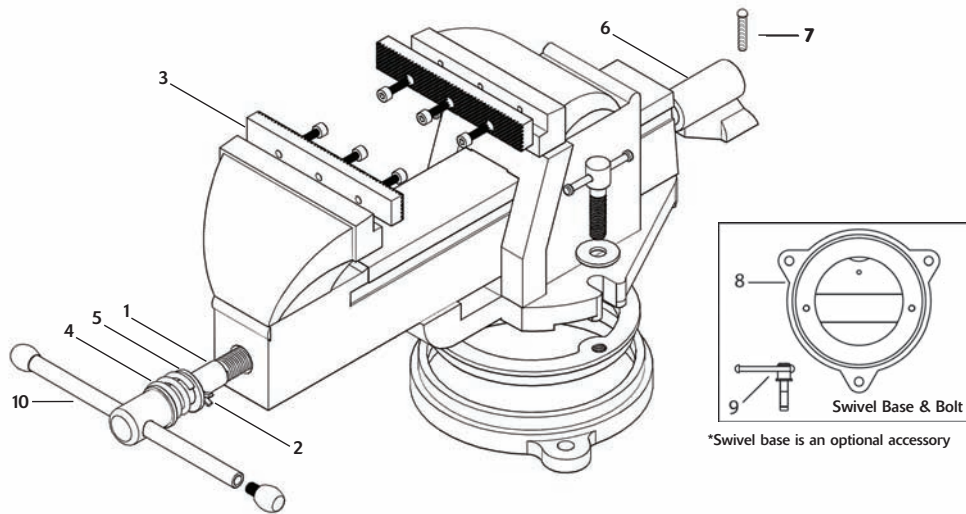
Part No.	Fits Puller Part No.
PO10-BLT	999, 1001, PO10, PO11, PO13, 999L, PO50, PO60
PO12-BLT	1002, 1004, PO12, PO12L, PO70
PO17-BLT	1003, 1006, PO14, PO17



Legs

Part No.	Fits Puller Part No.	Length
PO10-LGS	999, PO10, PO50	4"
PO11-LGS	1001, PO11, PO60 Short	4 7/8"
PO12-LGS	1002, PO12, PO70 Short	8 5/8"
PO12L-LGS	1004, PO12L, PO70 Long	10 3/8"
PO13-LGS	999L, PO13, PO60 Long	6 1/2"
PO14-LGS	1003, PO14	12 1/4"

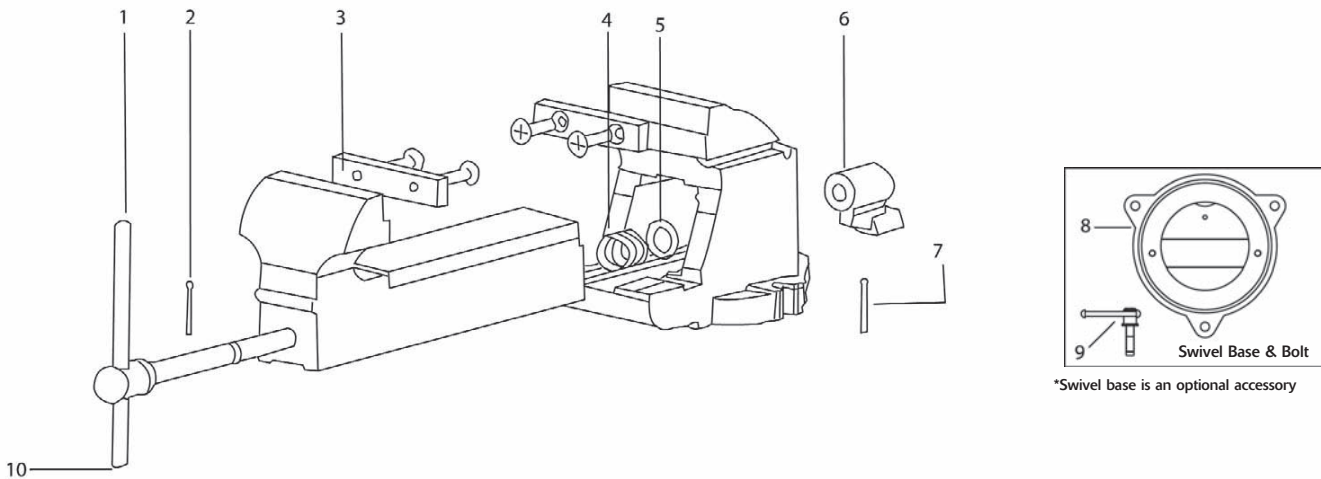
REPLACEMENT PARTS



*Swivel base is an optional accessory

Mechanics' Vise Replacement Parts - For Ductile Iron Series Vises (VS3A thru VS8A)

Jaw Width	1 Lead Screw Part No.	2 Split Pin Part No.	3 Jaws Part No.	4 Spring Part No.	5 Washer Part No.	6 Nut Part No.	7 Retaining Screw Part no.	8 Swivel Base Part No.	9 Bolt Part No.	10 Handle Part No.
4"	03-SCR	03-PIN	03-JAW	03-SPR	03-WSH	03-NUT	03-RTP	SWB3A	03-BLT	03-HDL
4.5"	04-SCR	04-PIN	04-JAW	04-SPR	04-WSH	04-NUT	04-RTP	SWB4A	04-BLT	04-HDL
5"	05-SCR	05-PIN	05-JAW	05-SPR	05-WSH	05-NUT	05-RTP	SWB5A	05-BLT	05-HDL
6"	06-SCR	06-PIN	06-JAW	06-SPR	06-WSH	06-NUT	06-RTP	SWB6A	06-BLT	06-HDL
8"	08-SCR	08-PIN	08-JAW	08-SPR	08-WSH	08-NUT	08-RTP	SWB8A	08-BLT	08-HDL

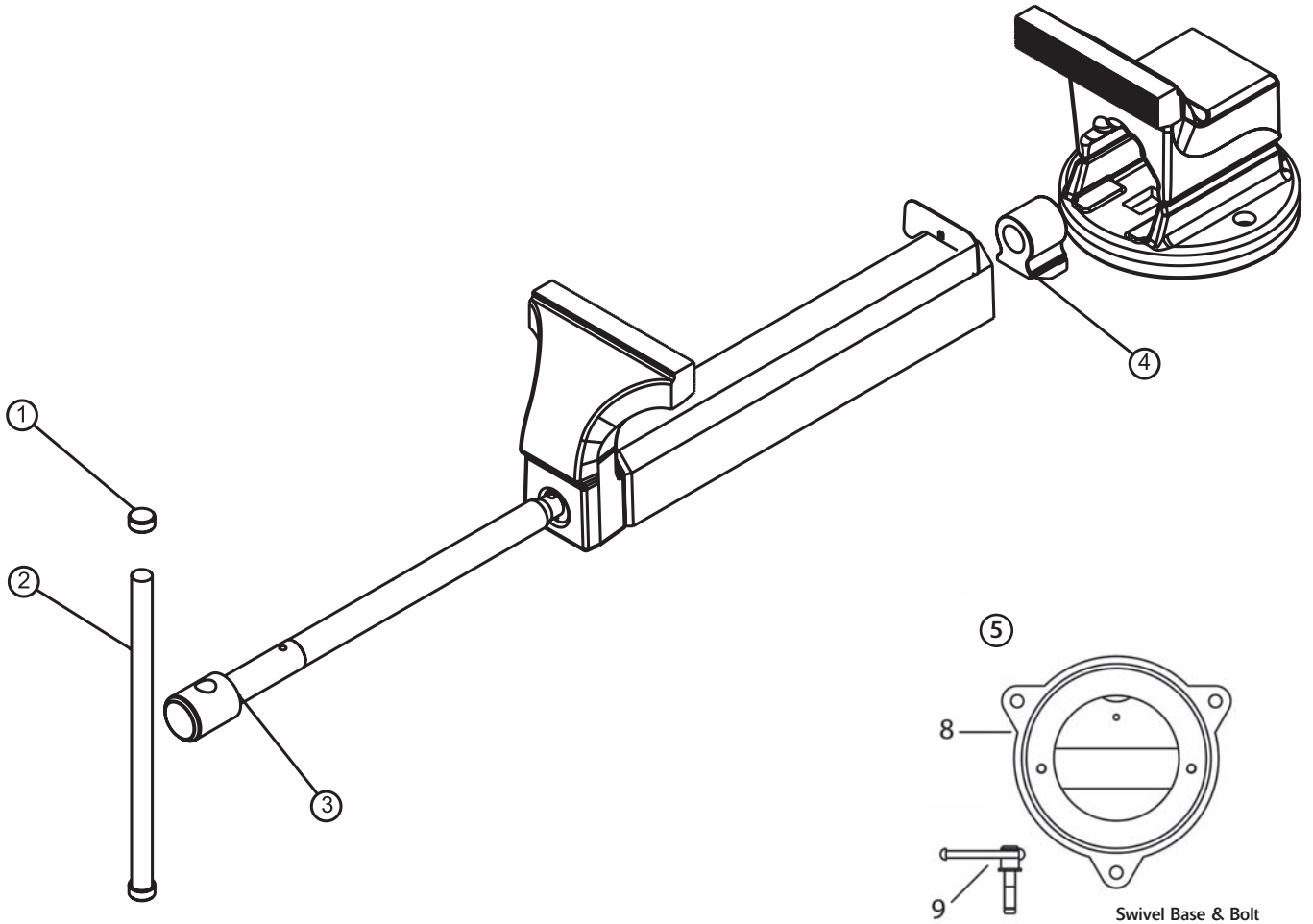


*Swivel base is an optional accessory

Mechanics' Vises Replacement Parts - For Cast Iron Vises Series Vises (VS3 THRU VS8)

Jaw Width	1 Lead Screw Part No.	2 Split Pin Part No.	3 Jaws Part No.	4 Spring Part No.	5 Washer Part No.	6 Nut Part No.	7 Retaining Screw Part no.	8 Swivel Base Part No.	9 Bolt Part No.	10 Handle Part No.
4"	03-00040-01	05-10860-00	04-00376-01	05-10702-00	05-10371-00	04-00340-00	04-00378-00	SWB3	05-14732-01	04-00366-03
4.5"	03-00150-00	05-10860-00	04-00383-01	05-10702-00	05-10371-00	04-00340-00	04-00386-00	SWB4	05-14732-02	04-00366-03
5"	03-00151-00	05-10861-00	04-00391-01	05-10704-00	05-10373-00	04-00341-00	04-00386-00	SWB5	05-14732-02	04-00366-03
6"	03-00152-00	05-10861-00	04-00397-01	05-10704-00	05-10373-00	04-00341-00	04-00386-00	SWB6	05-14732-03	04-00332-00
8"	03-00153-00	05-10861-00	04-00467-01	05-10704-00	05-10373-00	04-00341-00	04-00386-00	SWB6	05-14732-03	04-00332-00

The repairing a cast iron vise (VS3 thru VS8) the nut and screw should both replaced in the event either component is repaired.




Swivel Base & Bolt

*Swivel base is an optional accessory.

Forged Combination Vise Replacement Parts

Vise Part No.	1 Ring Part No.	2 Handle Part No.	3 Main Screw Part No.	4 Nut Part No.	5 Swivel Base Part No.
VS150	VS150-KNOB	VS150-HDL	VS150-SCR	VS150-NUT	VS150-SB
VS200	VS200-KNOB	VS200-HDL	VS200-SCR	VS200-NUT	VS200-SB

REPLACEMENT PARTS



Ratchet Repair Kit


Part No.	Description
X101-RK	1" Drive fits X101



Flex Handle Repair Kits

Kit Part No.	Fits Flex Handle Part Number
FHRK $\frac{3}{8}$	$\frac{3}{8}$ " Drive fits T30, T30B
FHRK $\frac{1}{2}$	$\frac{1}{2}$ " Drive fits 653, 653L, 653B, 653LB
FHRK $\frac{3}{4}$	$\frac{3}{4}$ " Drive fits 4288, 4288B(screw & washer only)
FHRK1	1" Drive fits X106


Repair kit consists of three parts: Head, Screw & Lock Washer.



Ratchet Repair Kits


Kit Part No.	Fits Ratchet Part Number
V2536-RK	$\frac{1}{4}$ " Drive fits V2536, V2536B
10872-RK	$\frac{1}{4}$ " Drive fits 10872
T88-RK	$\frac{3}{8}$ " Drive fits T75, T75B, T76, T77, T85, T85B, T86, T87 $\frac{3}{8}$ " Drive fits T70, T71, T72, T88, T81, T82
T8820-RK	$\frac{3}{8}$ " Drive fits T8820
T8532-RK	$\frac{3}{8}$ " Drive fits T8532
T90-RK	$\frac{3}{8}$ " Drive fits T9040, T9040B, 20840
20872-RK	$\frac{3}{8}$ " Drive fits 20872
T83-RK	$\frac{3}{8}$ " Drive fits T83, T84 $\frac{1}{2}$ " Drive fits 6297, 6297L, 6298, 6298B, 6298L, 6298LB
6297-RK	$\frac{1}{2}$ " Drive fits 8797, 8797L, 8797HS, 1797 $\frac{1}{2}$ " Drive fits 8798, 8798L, 8798B, 8798LB, 8798F
8799F-RK	$\frac{1}{2}$ " Drive fits 8799F
8720-RK	$\frac{1}{2}$ " Drive fits 8720, 8720L
8732-RK	$\frac{1}{2}$ " Drive fits 8732, 8732L
8740-RK	$\frac{1}{2}$ " Drive fits 8740, 8740B, 8740L, 8740LB, 8740HS, 31840
31872-RK	$\frac{1}{2}$ " Drive fits 31872
4254-RK	$\frac{3}{4}$ " Drive fits 4254, 4254B, 4266, 4266B
VQ2536-RK	$\frac{1}{4}$ " Drive fits VQ2536
T8840-RK	$\frac{3}{8}$ " Drive fits T8840
8840-RK	$\frac{1}{2}$ " Drive fits 8840, 8840L

Repair kit consists of nine parts: gear, pawl, ball, spring, shift lever, lever washer & screw and two plate screws



Flex Head Ratchet Repair Parts

Part No.	Description	Fits Ratchet Part Number
T30-SCR	Screw	T37, T37X, T71, T72,
653-SCR	Screw	8798F, 677
677-LCW	Lock Washer	



Flaring Tool Repair Parts Parts for RF163, 89656, 89657

Part No.	Part No.	Part No.	Description
RF163-BAR		89657-BAR	Bar Assembly
RF163-CON			Cone
RF163-WNP			Wing-nut & Pin
RF163-YKA	89656-YKA	89657-YKA	Yoke Assembly

Note: Replacement parts for the RF Series, 89656 and 89657 flaring tools, use the flaring tool part no. followed by the suffix. ie: RF163-YOK (Yoke for flaring tool no. RF163)

For maximum performance and durability of your ratchet, inspect and lubricate the tool periodically. Use a non clogging or clumping lubricant such as a lithium based oil or spray-on grease.


Adjustable Wrench Repair Kits

Part No.	Fits Wrench
65115-RK	Repair kit for: 65115
65304-RK	Repair kit for: 65304
65306-RK	Repair kit for: 65306 & 65306A
65308-RK	Repair kit for: 65308 & 65308A
65310-RK	Repair kit for: 65310 & 65310A
65312-RK	Repair kit for: 65312 & 65312A
65315-RK	Repair kit for: 65315 & 65315A
65318-RK	Repair kit for: 65318
65324-RK	Repair kit for: 65324

Kit include: Spring, pin and knurl.

Replacement Jaw For Adjustable Wrenches

Part No.	Fits Wrench
65304-JAW	Jaw for 4" Adjustable Wrench - 65304
65306A-JAW	Jaw for 6" Adjustable Wrench - 65306A
65306-JAW	Jaw for 6" Adjustable Wrench - 65306
65308A-JAW	Jaw for 8" Adjustable Wrench - 65308A
65308-JAW	Jaw for 8" Adjustable Wrench - 65308
65310A-JAW	Jaw for 10" Adjustable Wrench - 65310A
65310-JAW	Jaw for 10" Adjustable Wrench - 65310
65312A-JAW	Jaw for 12" Adjustable Wrench - 65312A
65312-JAW	Jaw for 12" Adjustable Wrench - 65312
65315A-JAW	Jaw for 15" Adjustable Wrench - 65315A
65315-JAW	Jaw for 15" Adjustable Wrench - 65315
65318B-JAW	Jaw for 18" Adjustable Wrench - 65318B
65318-JAW	Jaw for 18" Adjustable Wrench - 65318
65324B-JAW	Jaw for 24" Adjustable Wrench - 65324B
65324-JAW	Jaw for 24" Adjustable Wrench - 65324



Pipe Wrench Repair Kits

Fits Wrench Part No.	Heel Jaw Part No.	Hook Jaw Part No.	Knurl Part No.	Flat Spring Part No.
66108	66108-HJP	66108-HKJ	66108-KNL	-
66110	66110-HJP	66110-HKJ	66110-KNL	-
66112	66112-HJP	66112-HKJ	66112-KNL	-
66114	66114-HJP	66114-HKJ	66114-KNL	-
66118	66118-HJP	66118-HKJ	66118-KNL	-
66124	66124-HJP	66124-HKJ	66124-KNL	-
66136	66136-HJP	66136-HKJ	66136-KNL	-
66148	66148-HJP	66148-HKJ	66148-KNL	-
NSP6	NSP6-HJP	NSP6-HKJ	NSP6-KNL	NSP6-FSP
NSP8	NSP10-HJP	NSP10-HKJ	NSP10-KNL	NSP10-FSP
NSP10	NSP10-HJP	NSP10-HKJ	NSP10-KNL	NSP10-FSP
NSP14	NSP14-HJP	NSP14-HKJ	NSP14-KNL	NSP14-FSP
NSP18	NSP18-HJP	NSP18-HKJ	NSP18-KNL	NSP18-FSP
NSP24	NSP24-HJP	NSP24-HKJ	NSP24-KNL	NSP24-FSP
NSP36	NSP36-HJP	NSP36-HKJ	NSP36-KNL	NSP36-FSP
NSP48	NSP48-HJP	NSP48-HKJ	NSP48-KNL	NSP48-FSP
GSP8	GSP8-HJP	GSP8-HKJ	GSP8-KNL	GSP8-FSP
GSP10	GSP10-HJP	GSP10-HKJ	GSP10-KNL	GSP10-FSP
GSP12	GSP12-HJP	GSP12-HKJ	GSP12-KNL	GSP12-FSP
GSP14	GSP14-HJP	GSP14-HKJ	GSP14-KNL	GSP14-FSP
GSP14A	GSP14-HJP	GSP14-HKJ	GSP14-KNL	GSP14-FSP
GSP18	GSP18-HJP	GSP18-HKJ	GSP18-KNL	GSP18-FSP
GSP18A	GSP18-HJP	GSP18-HKJ	GSP18-KNL	GSP18-FSP
GSP24	GSP24-HJP	GSP24-HKJ	GSP24-KNL	GSP24-FSP
GSP24A	GSP24-HJP	GSP24-HKJ	GSP24-KNL	GSP24-FSP
GSP36	GSP36-HJP	GSP36-HKJ	GSP36-KNL	GSP36-FSP
GSP36A	GSP36-HJP	GSP36-HKJ	GSP36-KNL	GSP36-FSP
GSP48A	GSP48A-HJP	GSP48A-HKJ	GSP48A-KNL	GSP48A-FSP



Hook Jaw



Heel Jaw



Knurl

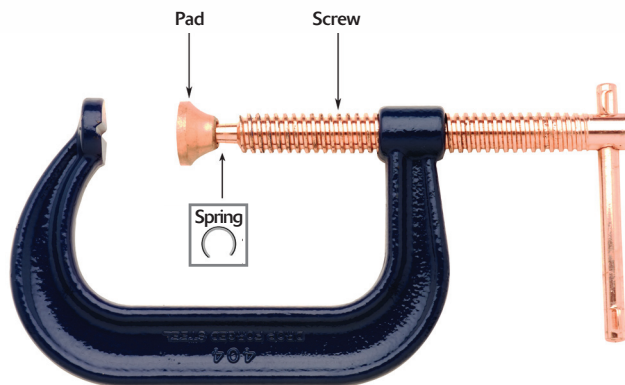


Flat Spring

REPLACEMENT PARTS

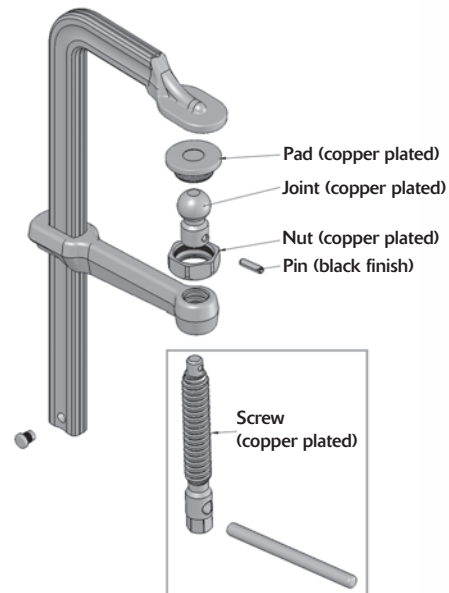
C-Clamp Spare Parts

Clamp Part No.	Lead Screw Part No.	Part No.	Spring Part No.
C402	C402-SCR	C402-PAD	C402-SPG
C403	C403-SCR	C403-PAD	C403-SPG
C404	C404-SCR	C404-PAD	C404-SPG
C406	C406-SCR	C406-PAD	C406-SPG
C408	C408-SCR	C408-PAD	C408-SPG
C410	C410-SCR	C410-PAD	C410-SPG
C412	C412-SCR	C412-PAD	C412-SPG



L-Clamp Spare Parts

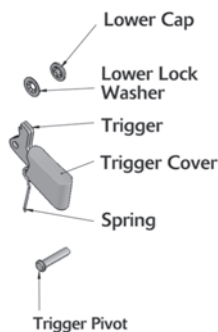
Clamp Part No.	Screw Part No.	Joint Part No.	Nut Part No.	Pad Part No.	Pin Part No.
L408C	L400C-SCR	L400C-JNT	L400C-NUT	L400C-PAD	L400-PIN
L412C					
L416C					
L420C					
L408	L400C-SCR	L400C-JNT	L400C-NUT	L400C-PAD	L400-PIN
L412					
L416					
L420					



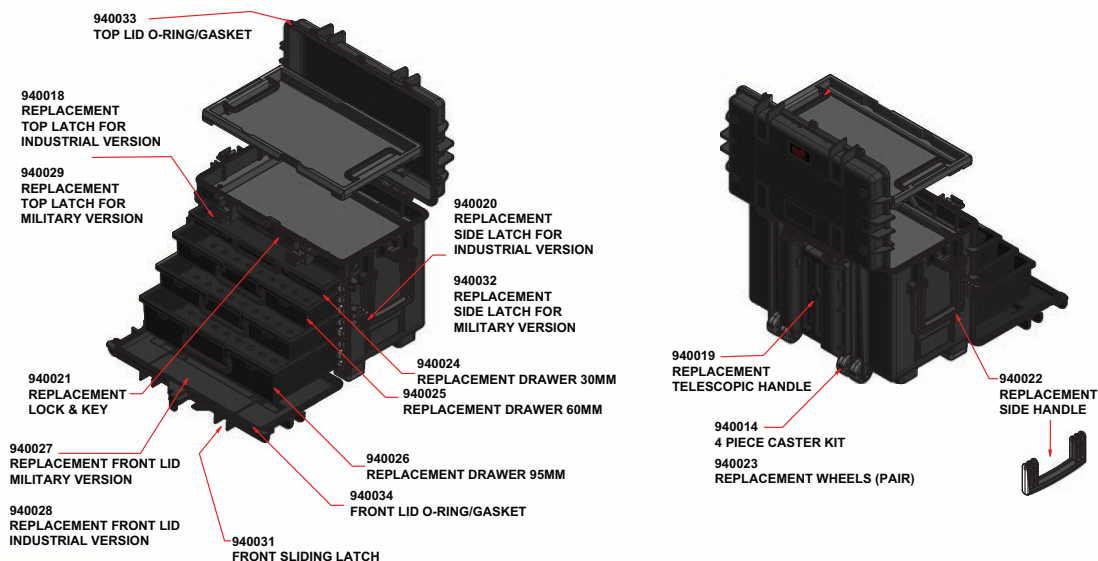
Lever Clamp Repair Kits

Repair Kit Part No.	Fits Clamp Part No.
L508-RK	L508
L512-RK	L512, L516, L520

Kit includes: Trigger, Trigger Cover, Trigger Pivot, Lower Lock Washer, Lower Cap, & Spring.



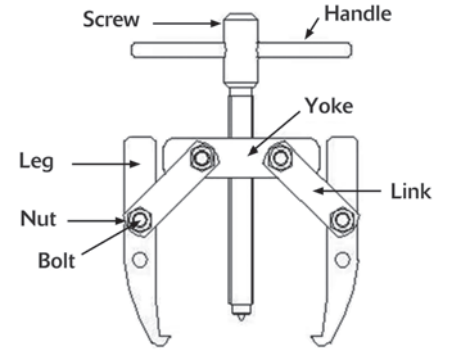
Mobile Tool Chest Spare Parts



Puller Repair Kits

Fits Puller Part No.	Bolt Part No.	Handle Part No.	Legs Part No.	Link Part No.	Nut Part No.	Screw Part No.	Yoke Part No.
1001	PO11-BLT	-	PO11-LGS	PO11-LNK	PO11-NUT	PO11-SCR	1001-YOK
1002	PO12-BLT	-	PO12-LGS	PO12-LNK	PO12-NUT	PO12-SCR	1002-YOK
1003	PO17-BLT	-	PO14-LGS	PO17-LNK	PO17-NUT	PO17-SCR	1003-YOK
1004	PO12-BLT	-	PO12L-LGS	PO12-LNK	PO12-NUT	PO12-SCR	1002-YOK
1006	PO17-BLT	-	PO17-LGS	PO17-LNK	PO17-NUT	PO17-SCR	1003-YOK
995	995-BLT	995-HDL	995-LGS	995-LNK	995-NUT	995-SCR	995-YOK
996	995-BLT	995-HDL	995-LGS	995-LNK	995-NUT	995-SCR	996-YOK
999A	PO10-BLT	-	PO10-LGS	PO10-LNK	PO10-NUT	PO10-SCR	999-YOK
999LA	PO11-BLT	-	PO13-LGS	PO11-LNK	PO11-NUT	PO11-SCR	1001-YOK
PO10A	PO10-BLT	-	PO10-LGS	PO10-LNK	PO10-NUT	PO10-SCR	PO10-YOK
PO11	PO11-BLT	-	PO11-LGS	PO11-LNK	PO11-NUT	PO11-SCR	PO11-YOK
PO12	PO12-BLT	-	PO12-LGS	PO12-LNK	PO12-NUT	PO12-SCR	PO12-YOK
PO12L	PO12-BLT	-	PO12L-LGS	PO12-LNK	PO12-NUT	PO12-SCR	PO12-YOK
PO13A	PO11-BLT	-	PO13-LGS	PO11-LNK	PO11-NUT	PO11-SCR	PO11-YOK
PO14	PO17-BLT	-	PO14-LGS	PO17-LNK	PO17-NUT	PO17-SCR	PO17-YOK
PO17	PO17-BLT	-	PO17-LGS	PO17-LNK	PO17-NUT	PO17-SCR	PO17-YOK

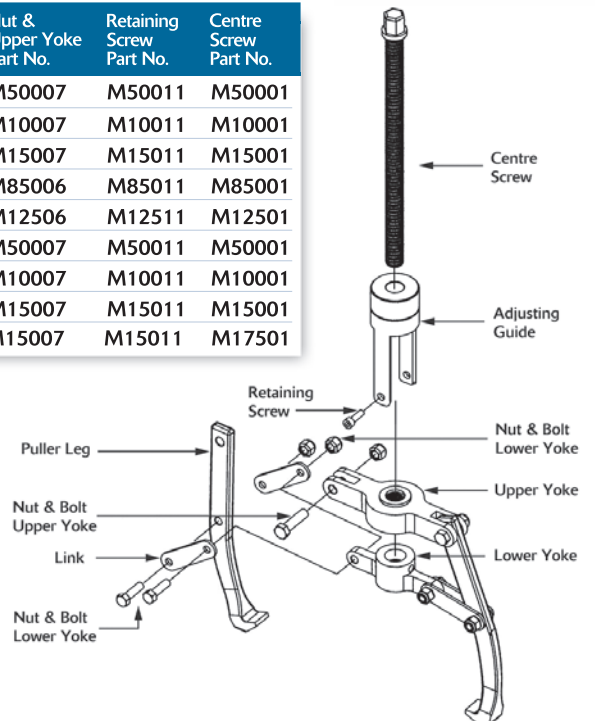
Shown Adjustable 2 Jaw Puller



Puller Repair Kits

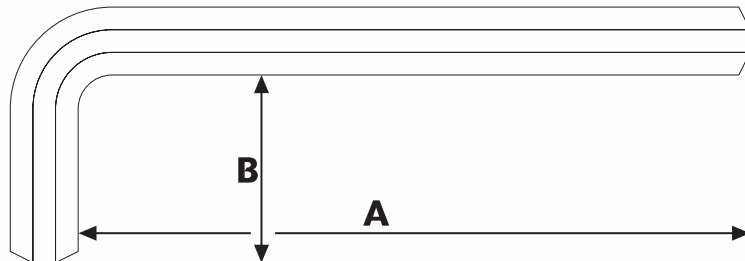
Fits Puller Part No.	Adjusting Guide Part No.	Leg Part No.	Link Part No.	Lower Yoke Part No.	Nut & Lower Yoke Part No.	Upper Yoke Part No.	Nut & Upper Yoke Part No.	Retaining Screw Part No.	Centre Screw Part No.
P202T	M52004	M50006	M50008	M52009	M50010	M52005	M50007	M50011	M50001
P205T	M10204	M10006	M10008	M10209	M10010	M10205	M10007	M10011	M10001
P210T	M15204	M15006	M15008	M15209	M15010	M15205	M15007	M15011	M15001
P2303T	M85003	M85005	M85007	M85008	M85009	M85004	M85006	M85011	M85001
P2308T	M12503	M12505	M12507	M12508	M12509	M12504	M12506	M12511	M12501
P302T	M50004	M50006	M50008	M50009	M50010	M50005	M50007	M50011	M50001
P305T	M10004	M15006	M10008	M10009	M10010	M10005	M10007	M10011	M10001
P310T	M15004	M15006	M15008	M15009	M15010	M15005	M15007	M15011	M15001
P2312T	M17503	M15006	M15008	M17508	M15010	M17504	M15007	M15011	M17501

Shown 2 Jaw Single Operator Puller



HEX KEYS REFERENCE

Part No.	Length A	Length B	Part No.	Length A	Length B	Part No.	Length A	Length B	Part No.	Length A	Length B
68200	2.45"	0.46"	68316	3.54"	1.26"	68510XL	5.51"	0.98"	68914	230mm	54mm
68200XL	3.14"	0.46"	68320	3.94"	1.42"	68512	4.53"	1.10"	68915	77mm	14mm
68204	2.45"	0.55"	68324	4.41"	1.58"	68512XL	6.30"	1.10"	68915XL	90mm	14mm
68204XL	3.54"	0.55"	68402	75mm	16mm	68514	5.04"	1.18"	68917	250mm	61mm
68205	2.96"	0.63"	68402XL	100mm	16mm	68514XL	6.69"	1.18"	68919	280mm	70mm
68205XL	3.94"	0.63"	68403	98mm	20mm	68516	5.39"	1.26"	68925	90mm	18mm
68206	3.35"	0.71"	68403XL	126mm	20mm	68516XL	7.09"	1.26"	68925XL	112mm	18mm
68206XL	4.41"	2.21"	68404	100mm	25mm	68520	6.14"	1.42"	69100	1.5"	.4"
68207	3.47"	0.45"	68404XL	140mm	25mm	68520XL	7.87"	1.42"	69104	1.5"	.5"
68207XL	4.69"	0.75"	68405	118mm	28mm	68524	6.69"	1.58"	69105	1.75"	.5"
68208	3.55"	0.79"	68405XL	160mm	28mm	68524XL	8.82"	1.58"	69106	1.9"	.6"
68208XL	4.96"	0.79"	68406	135mm	32mm	68528	7.00"	1.60"	69107	1.9"	.6"
68209	3.74"	0.87"	68406XL	180mm	32mm	68532	8.15"	1.77"	69108	2.0"	.7"
68209XL	5.37"	0.87"	68408	156mm	36mm	68536	9.06"	2.20"	69109	2.2"	.8"
68210	3.94"	0.99"	68408XL	200mm	36mm	68540	9.84"	2.48"	69110	2.3"	.8"
68210XL	5.51"	0.98"	68410	170mm	40mm	68548	11.02"	2.76"	69112	2.4"	.8"
68212	4.53"	1.10"	68410XL	224mm	40mm	68702	50mm	16mm	69114	2.5"	.9"
68212XL	6.30"	1.10"	68411	207mm	45mm	68703	63mm	20mm	69116	3.0"	.9"
68214	4.93"	1.18"	68412	190mm	45mm	68704	70mm	25mm	69120	3.5"	1"
68214XL	6.69"	1.18"	68414	230mm	54mm	68705	80mm	28mm	69124	4.0"	1.2"
68216	5.32"	1.26"	68415	77mm	14mm	68706	90mm	32mm	69128	4.5"	1.25"
68216XL	7.09"	1.26"	68415XL	90mm	14mm	68708	100mm	36mm	69132	4.7"	1.3"
68220	6.14"	1.42"	68417	254mm	63mm	68710	112mm	40mm	69136	5.2"	1.5"
68220XL	7.87"	1.42"	68419	280mm	70mm	68715	45mm	14mm	69140	5.5"	1.7"
68224	6.69"	1.58"	68425	85mm	18mm	68725	56mm	18mm	69148	6.0"	1.7"
68224XL	8.82"	1.58"	68425XL	112mm	18mm	68902	83mm	16mm	69152	7.5"	1.8"
68228	7.48"	1.65"	68501	2.45"	0.46"	68902XL	100mm	16mm	69164	10"	2"
68232	8.15"	1.77"	68501XL	3.14"	0.46"	68903	98mm	20mm	69301	28mm	11mm
68236	8.47"	2.21"	68504	3.03"	0.55"	68903XL	126mm	20mm	69302	28mm	11mm
68240	9.65"	2.48"	68504XL	3.54"	0.55"	68904	106mm	24mm	69303	40mm	12mm
68248	11.02"	2.76"	68505	3.27"	0.63"	68904XL	140mm	25mm	69304	60mm	19mm
68301	1.56"	0.46"	68505XL	3.94"	0.63"	68905	118mm	28mm	69305	70mm	25mm
68304	1.77"	0.55"	68506	3.54"	0.71"	68905XL	160mm	28mm	69306	75mm	25mm
68305	1.97"	0.63"	68506XL	4.41"	2.21"	68906	137mm	32mm	69308	90mm	30mm
68306	2.21"	0.71"	68507	3.70"	0.75"	68906XL	180mm	32mm	69310	105mm	35mm
68307	2.36"	0.75"	68507XL	4.69"	0.75"	68908	156mm	36mm	69312	115mm	35mm
68308	2.48"	0.79"	68508	3.86"	0.79"	68908XL	200mm	36mm	69314	125mm	45mm
68309	2.60"	0.87"	68508XL	4.96"	0.79"	68910	170mm	40mm	69315	40mm	11mm
68310	2.76"	0.98"	68509	4.02"	0.87"	68910XL	224mm	40mm	69317	140mm	50mm
68312	3.15"	1.10"	68509XL	5.37"	0.87"	68911	180mm	42mm	69319	155mm	55mm
68314	3.35"	1.18"	68510	4.17"	0.95"	68912	207mm	45mm	69325	50mm	15mm



-A-

ADAPTERS
 1/4" DRIVE 77
 3/8" DRIVE 88,89
 1/2" DRIVE 112,113
 3/4" DRIVE 132
 1" DRIVE 142
 1 1/2" DRIVE 147

ADJUSTABLE HOOK
 SPANNER WRENCH 176

ATTACHMENTS
 1/4" DRIVE 75-77
 3/8" DRIVE 86-89
 1/2" DRIVE 110-113
 3/4" DRIVE 131-132
 1" DRIVE 141-142

AUTOMOTIVE TOOLS 299-300

AWL, SCRATCH 201

AXLE NUT SOCKETS 134

-B-

BATTERY TOOLS 299

BIT HOLDERS, MAGNETIC 206
 NON-MAGNETIC 206

BOLT CUTTERS 215

BUDD WHEEL SOCKET 142

-C-

CABINETS, ROLL 25-28,34-36

CABINETS, SIDE 29,37

CALIPERS 302

CARTS, UTILITY 38-39

CASTERS, TOOL BOX 50

CHESTS, TOOL 22-24,32-33

CHISEL HOLDER 243

CHISEL & PUNCH SETS 239-243

CHISELS
 CAPE 238
 COLD 238
 DIAMOND POINT 238
 FLAT 238
 RIVET BUSTER 238
 ROUND NOSE 238

CLAMPS
 C-CLAMPS 257
 L-CLAMPS 257
 LEVER L-CLAMPS 257

COMPARTMENT BOXES 48

CORBIN HEATER HOSE PLIER 216

CUTTERS, TUBE & PIPE 294-295

-D-

DIGITAL CALIPER 302

DRAG LINK SOCKETS 88, 112, 132

DRILL INDEXES 290-291

DEBURRING TOOLS 292

-E-

ERECTOR BAR 248

EXTENSIONS
 1/4" DRIVE 76
 3/8" DRIVE 87-89
 1/2" DRIVE 111-113
 3/4" DRIVE 131-132
 1" DRIVE 141
 1 1/2" DRIVE 147

EXTENSIONS, WOBBLE
 1/4" DRIVE 76
 3/8" DRIVE 87
 1/2" DRIVE 111

EXTRACTORS 286-287

EYEBOLTS
 GALVANIZED 263
 LONG SHANK 266
 METRIC 264
 PLAIN 262
 SHOULDER 261
 ALLOY STEEL 265

-F-

FLARE NUT WRENCH SETS 163

FLARING TOOLS 296

-G-

GAUGES, FEELER 300

GLAZE BREAKERS 299

-H-

HACKSAWS 292

HAMMER REPLACEMENT TIPS 254

HAMMERS
 BALL PEIN 252
 BRASS 253
 CLAW 252
 CLUB 253
 DEAD BLOW 253-254
 NON-MARRING 254
 NON-SPARKING 253
 NYLON TIPS 253
 RUBBER MALLETT 252
 SLEDGE 253
 SOFT FACE 253-254
 TIPS 254

HAND SEAMER PLIERS 215

HAND STAMPS 302

HAND BOXES 46-48

HEX HEAD SOCKETS
 3/8" DRIVE 93-94
 1/2" DRIVE 116-117
 3/4" DRIVE 137-138

HEX KEY WRENCHES 188-195

HONE STONES 299

HONES, CYLINDER 299

-I-

IMPACT DRIVER SET 108,130

INSERT BITS
 HEX 207
 POZIDRIV® 207
 SLOTTED 207
 TORX® 207
 TORX® TAMPER PROOF 207
 PHILLIPS® 207
 SQUARE RECESS 207

INSULATED TOOLS
 RATCHETS 58
 EXTENSIONS 59

SOCKETS
 1/4" DRIVE 60
 3/8" DRIVE 61
 1/2" DRIVE 64

WRENCHES
 BOX END 65
 OPEN END 66

ADJUSTABLE 71

SCREWDRIVERS
 SLOTTED 67
 PHILLIPS® 67
 SQUARE RECESS 67
 NUT DRIVERS 68

PLIERS
 LINEMAN 69
 FLAT NOSE 69
 NEEDLE NOSE 69
 SIDE CUTTING 69
 TONGUE & GROOVE SLIP JOINT 70
 WIRE STRIPPERS & CUTTERS 70

HEX KEYS 71

HACKSAW 71

-K-

KNIVES, UTILITY 293

-L-

LETTER STAMP SETS 302

LOCKING TOOLS
 LOCKING GRIP 226-228
 LOCKING CHAIN CLAMP 228
 LOCKING CHAIN PIPE CUTTER 229
 LOCKING GRIP "C" CLAMP 227-228
 LOCKING HOSE CLAMP 227
 LOCKING SHEET METAL 228
 LOCKING U-CLAMPS 228
 LOCKING WELDING CLAMPS 228
 LOCKING SETS 231

-M-

MAGNETIC BIT HOLDERS 206

MAGNETIC PARTS BOWL 53

MAGNETIC PICKUP TOOLS 298

MAGNETIC TRAY 53

MASTER SETS
 AIRCRAFT MAINTENANCE 12
 COMPLETE 8-9
 ELECTRICIANS 14
 GENERAL MAINTENANCE SET 16
 INTERMEDIATE 13
 METRIC ADD-ON 15
 SAE MASTER SET 10-11
 STARTER 14

MATERIAL HANDLING
 BEAM CLAMPS 267
 CHAIN HOISTS 268-269
 LEVER HOISTS 270-271

MECHANICAL FINGERS 298

MIRRORS, INSPECTION 297

MOBEA HEATER HOSE PLIER 216

-N-

NUMBER STAMP SETS 302

NUT BREAKERS 299

NUT DRIVERS 205

NUT DRIVER SETS 205

-O-

OIL FILTER WRENCHES 299

ORGANIZERS, WRENCH 53

-P-

PARTS, REPLACEMENT 303-309

PENTA SOCKET 113

PHILLIPS® BIT SOCKETS 3/8" DRIVE 94

PHILLIPS® INSERT BITS 207

PICKUP TOOLS 298

PIN SPANNER WRENCHES 176
 ADJUSTABLE 176

PINCH BARS 247-248

PIPE CUTTERS 294-295

PIPE WRENCHES 175

PISTON RING TOOLS 299

PLIERS
 ADJUSTABLE 212
 ANGLE NOSE 216
 BATTERY 216
 BENT NOSE 211
 BRAKE SPRING 216
 CABLE CUTTER 213
 CRIMPING 217-218
 DIAGONAL CUTTING 210
 DUCK BILL 211
 ELECTRICAL/ ELECTRONIC 217
 END CUTTING 213
 FENCING 215
 FLAT NOSE 211
 GROOVE JOINT 212
 HAND SEAMER 215
 HOSE CLAMP 216
 HOSE PINCH OFF 216
 IGNITION 212
 LINEMAN 213
 LONG REACH 214
 LOCKING GRIP 226-228
 LOCKING CHAIN CLAMP 228
 LOCKING CHAIN PIPE CUTTER 229
 LOCKING GRIP "C" CLAMP 227-228
 LOCKING HOSE CLAMP 227
 LOCKING SHEET METAL 228
 LOCKING U-CLAMPS 228
 LOCKING WELDING CLAMPS 228
 LOCKING SETS 231

MAGNETIC BIT HOLDERS 206

MAGNETIC PARTS BOWL 53

MAGNETIC PICKUP TOOLS 298

MAGNETIC TRAY 53

MASTER SETS
 AIRCRAFT MAINTENANCE 12
 COMPLETE 8-9
 ELECTRICIANS 14
 GENERAL MAINTENANCE SET 16
 INTERMEDIATE 13
 METRIC ADD-ON 15
 SAE MASTER SET 10-11
 STARTER 14

MATERIAL HANDLING
 BEAM CLAMPS 267
 CHAIN HOISTS 268-269
 LEVER HOISTS 270-271

MECHANICAL FINGERS 298

MIRRORS, INSPECTION 297

MOBEA HEATER HOSE PLIER 216

-N-

NUMBER STAMP SETS 302

NUT BREAKERS 299

NUT DRIVERS 205

NUT DRIVER SETS 205

-O-

OIL FILTER WRENCHES 299

ORGANIZERS, WRENCH 53

PARTS, REPLACEMENT 303-309

PENTA SOCKET 113

PHILLIPS® BIT SOCKETS 3/8" DRIVE 94

PHILLIPS® INSERT BITS 207

PICKUP TOOLS 298

PIN SPANNER WRENCHES 176
 ADJUSTABLE 176

PINCH BARS 247-248

PIPE CUTTERS 294-295

PIPE WRENCHES 175

PISTON RING TOOLS 299

PLIERS
 ADJUSTABLE 212
 ANGLE NOSE 216
 BATTERY 216
 BENT NOSE 211
 BRAKE SPRING 216
 CABLE CUTTER 213
 CRIMPING 217-218
 DIAGONAL CUTTING 210
 DUCK BILL 211
 ELECTRICAL/ ELECTRONIC 217
 END CUTTING 213
 FENCING 215
 FLAT NOSE 211
 GROOVE JOINT 212
 HAND SEAMER 215
 HOSE CLAMP 216
 HOSE PINCH OFF 216
 IGNITION 212
 LINEMAN 213
 LONG REACH 214
 LOCKING GRIP 226-228
 LOCKING CHAIN CLAMP 228
 LOCKING CHAIN PIPE CUTTER 229
 LOCKING GRIP "C" CLAMP 227-228
 LOCKING HOSE CLAMP 227
 LOCKING SHEET METAL 228
 LOCKING U-CLAMPS 228
 LOCKING WELDING CLAMPS 228
 LOCKING SETS 231

MAGNETIC BIT HOLDERS 206

MAGNETIC PARTS BOWL 53

MAGNETIC PICKUP TOOLS 298

MAGNETIC TRAY 53

MASTER SETS
 AIRCRAFT MAINTENANCE 12
 COMPLETE 8-9
 ELECTRICIANS 14
 GENERAL MAINTENANCE SET 16
 INTERMEDIATE 13
 METRIC ADD-ON 15
 SAE MASTER SET 10-11
 STARTER 14

MATERIAL HANDLING
 BEAM CLAMPS 267
 CHAIN HOISTS 268-269
 LEVER HOISTS 270-271

MECHANICAL FINGERS 298

MIRRORS, INSPECTION 297

MOBEA HEATER HOSE PLIER 216

-N-

NUMBER STAMP SETS 302

NUT BREAKERS 299

NUT DRIVERS 205

NUT DRIVER SETS 205

-O-

OIL FILTER WRENCHES 299

ORGANIZERS, WRENCH 53

PARTS, REPLACEMENT 303-309

PENTA SOCKET 113

PHILLIPS® BIT SOCKETS 3/8" DRIVE 94

PHILLIPS® INSERT BITS 207

PICKUP TOOLS 298

PIN SPANNER WRENCHES 176
 ADJUSTABLE 176

PINCH BARS 247-248

PIPE CUTTERS 294-295

PIPE WRENCHES 175

PISTON RING TOOLS 299

PLIERS
 ADJUSTABLE 212
 ANGLE NOSE 216
 BATTERY 216
 BENT NOSE 211
 BRAKE SPRING 216
 CABLE CUTTER 213
 CRIMPING 217-218
 DIAGONAL CUTTING 210
 DUCK BILL 211
 ELECTRICAL/ ELECTRONIC 217
 END CUTTING 213
 FENCING 215
 FLAT NOSE 211
 GROOVE JOINT 212
 HAND SEAMER 215
 HOSE CLAMP 216
 HOSE PINCH OFF 216
 IGNITION 212
 LINEMAN 213
 LONG REACH 214
 LOCKING GRIP 226-228
 LOCKING CHAIN CLAMP 228
 LOCKING CHAIN PIPE CUTTER 229
 LOCKING GRIP "C" CLAMP 227-228
 LOCKING HOSE CLAMP 227
 LOCKING SHEET METAL 228
 LOCKING U-CLAMPS 228
 LOCKING WELDING CLAMPS 228
 LOCKING SETS 231

MAGNETIC BIT HOLDERS 206

MAGNETIC PARTS BOWL 53

MAGNETIC PICKUP TOOLS 298

MAGNETIC TRAY 53

MASTER SETS
 AIRCRAFT MAINTENANCE 12
 COMPLETE 8-9
 ELECTRICIANS 14
 GENERAL MAINTENANCE SET 16
 INTERMEDIATE 13
 METRIC ADD-ON 15
 SAE MASTER SET 10-11
 STARTER 14

MATERIAL HANDLING
 BEAM CLAMPS 267
 CHAIN HOISTS 268-269
 LEVER HOISTS 270-271

MECHANICAL FINGERS 298

MIRRORS, INSPECTION 297

MOBEA HEATER HOSE PLIER 216

-N-

NUMBER STAMP SETS 302

NUT BREAKERS 299

NUT DRIVERS 205

NUT DRIVER SETS 205

-O-

OIL FILTER WRENCHES 299

ORGANIZERS, WRENCH 53

PARTS, REPLACEMENT 303-309

PENTA SOCKET 113

PHILLIPS® BIT SOCKETS 3/8" DRIVE 94

PHILLIPS® INSERT BITS 207

PICKUP TOOLS 298

PIN SPANNER WRENCHES 176
 ADJUSTABLE 176

PINCH BARS 247-248

PIPE CUTTERS 294-295

PIPE WRENCHES 175

PISTON RING TOOLS 299

PLIERS
 ADJUSTABLE 212
 ANGLE NOSE 216
 BATTERY 216
 BENT NOSE 211
 BRAKE SPRING 216
 CABLE CUTTER 213
 CRIMPING 217-218
 DIAGONAL CUTTING 210
 DUCK BILL 211
 ELECTRICAL/ ELECTRONIC 217
 END CUTTING 213
 FENCING 215
 FLAT NOSE 211
 GROOVE JOINT 212
 HAND SEAMER 215
 HOSE CLAMP 216
 HOSE PINCH OFF 216
 IGNITION 212
 LINEMAN 213
 LONG REACH 214
 LOCKING GRIP 226-228
 LOCKING CHAIN CLAMP 228
 LOCKING CHAIN PIPE CUTTER 229
 LOCKING GRIP "C" CLAMP 227-228
 LOCKING HOSE CLAMP 227
 LOCKING SHEET METAL 228
 LOCKING U-CLAMPS 228
 LOCKING WELDING CLAMPS 228
 LOCKING SETS 231

MAGNETIC BIT HOLDERS 206

MAGNETIC PARTS BOWL 53

MAGNETIC PICKUP TOOLS 298

MAGNETIC TRAY 53

MASTER SETS
 AIRCRAFT MAINTENANCE 12
 COMPLETE 8-9
 ELECTRICIANS 14
 GENERAL MAINTENANCE SET 16
 INTERMEDIATE 13
 METRIC ADD-ON 15
 SAE MASTER SET 10-11
 STARTER 14

MATERIAL HANDLING
 BEAM CLAMPS 267
 CHAIN HOISTS 268-269
 LEVER HOISTS 270-271

MECHANICAL FINGERS 298

MIRRORS, INSPECTION 297

MOBEA HEATER HOSE PLIER 216

ALPHABETICAL INDEX

ROLLING HEAD 246
ROUND SHANK 246-247
SQUARE SHANK 246
WRECKING BAR 247-248
PULLER SETS 281-283
PULLERS
2-JAW 274-277
3-JAW 274-277
AXLE 280
BEARING SEPARATOR 278
HARMONIC BALANCER 279
PILOT BEARING 279
PITMAN ARM 279
PULLEY PULLER 278
SINGLE OPERATOR 276-277
STEERING WHEEL 280
TIMING GEAR 279
TRIANGLE SEPARATOR 279
UNIVERSAL HUB 280
PUNCH & CHISEL HOLDER 243
PUNCH & CHISEL SETS 237, 239-243
PUNCHES
ALIGNING 234
BRASS DRIFT 236
BRASS PIN 236
BRASS TAPER 236
CENTRE 235
PILOT 234
PIN 234
PRICK 235
TAPER 235
STARTER 235

-R-

RAILROAD PRY BAR 247
RATCHETING
BOX WRENCHES 165-166
RATCHETS
1/4" DRIVE 74-75
3/8" DRIVE 85-86
1/2" DRIVE 109-110
3/4" DRIVE 131
1" DRIVE 141
REPAIR KITS
ADJUSTABLE WRENCHES 307
RATCHETS 306
VISES 304-305
REPLACEMENT PARTS 303-309
RETAINING RING PLIER 219-223
RETHREADING KITS 288-289
RIVET GUN (HEAVY DUTY) 215
ROLL CABINETS 25-28, 34-36
ROLLING HEAD PRY BAR 246

-S-

SAFETY WIRE 218
SCRAPERS 301
SCREW EXTRACTOR 286-287
SCREW STARTERS 201
SCREWDRIVERS
ELECTRICIAN'S 198
FLEXIBLE 199
GEARLESS SCREWDRIVER SET 206
PHILLIPS® 199

SCREWDRIVERS
ELECTRICIAN'S 198
FLEXIBLE 199
GEARLESS SCREWDRIVER SET 206
POCKET CLIP 201
PRECISION 198, 199, 200
SQUARE RECESS 200
SETS 202-204
SLOTTED 198-199
TORX® 200
SCRIBER 302
SHEET METAL CLAMP PLIER 228
SIDE CABINETS 29, 37
SLEDGE HAMMER 253
SNIPS
CIRCLE PATTERN 215
SOCKET BARS 52
SOCKET ORGANIZERS 52
SOCKETS
SOCKETS CHROME
1/4" DRIVE 78-79
3/8" DRIVE 90-92
1/2" DRIVE 114-116
3/4" DRIVE 133-134
1" DRIVE 143
DOUBLE SQUARE
3/8" DRIVE 92
1/2" DRIVE 116, 127
3/4" DRIVE 135
1" DRIVE 146
HEX HEADS
3/8" DRIVE 93-94
1/2" DRIVE 116-117
3/4" DRIVE 137-138
IMPACT
1/4" DRIVE 84
3/8" DRIVE 105-106
1/2" DRIVE 123-127
3/4" DRIVE 135-137
1" DRIVE 144-146
1 1/2" DRIVE 148-149
2 1/2" DRIVE 150-151
#5 SPLINE 151
SETS
1/4" DRIVE 80-84
3/8" DRIVE 95-104, 107-108
1/2" DRIVE 117-122, 127-130
3/4" DRIVE 139-140
1" DRIVE 146
UNIVERSAL
1/4" DRIVE 79
3/8" DRIVE 92, 106
1/2" DRIVE 125-126
UNIVERSAL - SWIVEL
1/4" DRIVE 77
3/8" DRIVE 88
1/2" DRIVE 112
PENTA 113
SPLINE DRIVE 151
SPARK PLUG SOCKETS 89, 112
SPECIALTY STORAGE 49
SQUARE RECESS INSERT BITS 207

STEEL LETTER STAMPS 302
STEEL NUMBER STAMPS 302
STRIKING FACE WRENCHES 177-178
STRIKE-FREE LEVERAGE
WRENCHES 179-180
STRUCTURAL WRENCHES 176
STRUCTURAL ADJUSTABLE 176
STUBBY SCREWDRIVERS 199-200
STUBBY WRENCHES 157
STUD REMOVERS 113

-T-

TAP & DIE 290
TAP & DRILL 290
TAP WRENCHES 287
TAPE MEASURE 302
THREAD FILES 288
THREAD RESTORERS 288
TIPS, HAMMERS 254
TOOL BOXES & ACCESSORIES
CAN & ACCESSORY HOLDER 51
CASTERS 50
COVERS 51
SIDE SHELF 51
TRAY ORGANIZER 51
BASE CARRIAGES 51
CHESTS 22-24, 32-33
COMPARTMENT BOXES 48
HAND BOXES 46-47
ROLLER CABINETS 25-28, 34-36
SIDE CABINETS 29, 37
WALL CABINET 49
WORK BENCH 49
TORQUE MULTIPLIERS 185
TORQUE WRENCHES 181-185
TORX® SCREWDRIVERS 200
TORX® SOCKETS
3/8" DRIVE 94
1/2" DRIVE 117
TRAY ORGANIZER 51
TRAY, MAGNETIC 53
TUBE BENDERS 295
TUBE CUTTERS 294-295

-U-

UNIVERSAL JOINTS
1/4" DRIVE 76
3/8" DRIVE 88-89
1/2" DRIVE 111-113
3/4" DRIVE 131-132
1" DRIVE 142
1 1/2" DRIVE 147
UNIVERSAL JOINTS - SWIVEL
1/4" DRIVE 77
3/8" DRIVE 88
1/2" DRIVE 112
UTILITY CARTS 38-39

-V-

VISES
DUCTILE IRON BENCH VISES 255
FORGED COMBINATION
PIPE VISES 256

SWIVEL BASES 255-256
FIBER GRIP JAWS 255

-W-

WIRE BRUSHES 302
WRECKING BARS 247-248
WRENCH ORGANIZERS 53
WRENCH, COMBINATION
SETS 158-160
WRENCHES
ADJUSTABLE 174-175
BOX END 164
BOX RATCHETING 165-166
COMBINATION METRIC 156
COMBINATION SAE 154-155
CROWFOOT METRIC 171-173
CROWFOOT SAE 171-173
FLARE NUT 163
RATCHETING 167-170
OPEN END 161-162
PIN SPANNER 176
PIPE 175
PLUMBERS 175
STRUCTURAL WRENCHES 176
STRUCTURAL ADJUSTABLE 176
STUBBY 157
WIRE, SAFETY 218

PART NUMBER INDEX

00AA	198	08-WSH	304	1415	114	17-666	145	25012	095
010	198	1001	274	1415-I	064	17-668	145	25013	095
012	198	1001-YOK	303, 309	1432	114	17-670	145	25015	102
03	198	1002	275	1432-I	064	17-672	145	25024DH-I	064
03-00040-01	304	1002-YOK	303, 309	1433	114	17-674	145	25026	102
03-00150-00	304	1003	275	1434	114	17-676	145	25033DH	104
03-00151-00	304	1003-YOK	303, 309	1435	114	17-678	145	25033SH	104
03-00151-02	304	1004	275	1436	114	17-680	145	25058	107
03-00152-00	304	1006	275	1437	114	17-682	145	25111	096
03-00152-01	304	1010	229	1438	114	17-684	145	25113	096
03-00153-00	304	10603	198	1439	114	17-688	145	25126	103
03-00154-00	304	10604	198	1440	114	176LR-I	065	25209	096
03-BLT	304	107DA	215	144-12	227	181-10	228	25211	096
03-HDL	304	1075	229	15009	080	181-12	228	25212	095
03-JAW	304	10806	198	15010	080	182-10	229	25215	102
03-NUT	304	10842-I	058	15015	083	182-12	229	25311	097
03-PIN	304	10872	074	15025	083	186-12	229	25312	097
03-RTP	304	10872-RK	306	15025-I	064	19	113, 287	25315	103
03-SCR	304	111-05	226	15027SH	084	19012	082	25407	099
03-SPR	304	111-07F	226	15108	080	19017	084	25507A	099
03-WSH	304	111-10	226	15110	080	19029	083	25607	099
04	198	111-12	226	15125	083	19212	082	25610	100
04-00332-00	304	112-05	226	15208	081	19409	082	25617	100
04-00340-00	304	112-07	226	15210	081	203	293	25620	099
04-00341-00	304	112-10	226	15308	081	203-BLD	293	25707	101
04-00366-03	304	12003S	111	15310	081	205	293	25708	101
04-00376-01	304	121-05	226	15410	082	205-BLD	293	25709	101
04-00378-00	304	121-07F	226	157B-I	065	207	301	25805	108
04-00383-01	304	121-10F	226	158B-I	065	208	293	258A	212
04-00386-00	304	121-12	226	159B-I	065	20842-I	058	2591A	113, 287
04-00391-01	304	122-07	226	15B	254	20872	085	2599	290
04-00397-01	304	122-10	226	15B-N	254	20872-RK	306	2612HS	292
04-00467-01	304	122-12	226	15H	254	208-BLD	293	2612HS-BLD	292
04-BLT	304	123-10	226	15H-N	254	208S	252	2612HS-I	071
04-HDL	304	124-06	227	15M	254	20B	254	2682HD	292
04-JAW	304	124-12	227	15M-N	254	20H	254	2840	164
04-NUT	304	124-18	227	15S	254	20H-N	254	2843	164
04-PIN	304	125	201	15SN	254	20M	254	2846	164
04-RTP	304	125-09	228	15S-N	254	20M-N	254	2849	164
04-SCR	304	125-12	228	15SN-N	254	20S	254	2852	164
04-SPR	304	126-12	228	15SS	254	20SN	254	2855	164
04-WSH	304	127	201	15SS-N	254	20S-N	254	29011	097
05-10373-00	304	127-12	227	15ST	254	20SN-N	254	29015	103
05-10702-00	304	127DA	215	15T	254	20SS	254	29021	097
05-10704-00	304	127F06	227	15T-N	254	20SS-N	254	29026	103
05-10860-00	304	127F10	227	15XH	254	20ST	254	29111	098
05-10861-00	304	128-08	228	15XH-N	254	20T	254	29115	103
05-14732-01	304	129	201	160B-I	065	20T-N	254	29119	098
05-14732-02	304	131-07	226	161B-I	065	20XH	254	29126	104
05-14732-03	304	131-10	226	162B-I	065	20XH-N	254	29211	098
05-BLT	304	131-12	226	163B-I	065	210	293	29212	098
05-HDL	304	134-20	227	164B-I	065	211	199	29214	098
05-JAW	304	137-09	228	165B-I	065	212	252	29311	099
05-NUT	304	139-10	227	166B-I	065	21221	089	29314	099
05-PIN	304	14003S	076	166SB-I	065	212A	252	29510A	099
05-RTP	304	14004	084	167B-I	065	212C	252	29605	100
05-SCR	304	14005	084	168B-I	065	212E	252	29607	100
05-SPR	304	14006	084	169B-I	065	212G	252	29609	100
05-WSH	304	14007	084	170	299	212H	252	29612	107
06	198	14008	084	17-628	145	212I	252	29616	100
06-BLT	304	1406	114	17-630	145	212K	252	29622	107
06-HDL	304	1406-I	064	17-632	145	212S	252	29707	101
06-JAW	304	1407	114	17-634	145	213	293	30403	198
06-NUT	304	1407-I	064	17-636	145	216S	252	30403-I	067
06-PIN	304	1408	114	17-638	145	224-06	227	30404	198
06-RTP	304	1408-I	064	17-640	145	224-12	227	30404-I	067
06-SCR	304	1409	114	17-642	145	224-14	227	30408	198
06-SPR	304	1409-I	064	17-644	145	224-18	227	30504	198
06-WSH	304	1410	114	17-646	145	224S	252	30506	198
08	198	1410-I	064	17-648	145	232S	252	30506-I	067
08-BLT	304	1411	114	17-650	145	233-10	228	30606	198
08-HDL	304	1411-I	064	17-652	145	233-12	228	30606-I	067
08-JAW	304	1412	114	17-654	145	24010	106	30608	198
08-NUT	304	1412-I	064	17-656	145	24012	106	30612	198
08-PIN	304	1413	114	17-658	145	24014	106	30612-I	067
08-RTP	304	1413-I	064	17-660	145	24016	106	30801A	199
08-SCR	304	1414	114	17-662	145	24510	084, 108, 130	30842-I	058
08-SPR	304	1414-I	064	17-664	145	25011	095	3108	154

PART NUMBER INDEX

3110	154	3186B	155	39014	128	5001	165	531618	168
3110B	154	31872	109	39017	122	500111	167	531719	168
3111	154	31872-RK	306	39019	119	50012	167	535	215
3112	154	3188	155	39023	128	500114	167	541012	168
3112B	154	3188B	155	39062	128	500116	167	541416	168
3114	154	3190	155	39117	129	500118	167	541820	168
3114B	154	3190B	155	39119	119	500120	167	542224	168
3116	154	3192	155	39214	129	500122	167	550809	167
3116B	154	3192B	155	39218	119	500124	167	551011	167
3118	154	3194	155	39318	119	5001T	165	551213	167
3118B	154	3194B	155	405	112	5002	165	551415	167
3120	154	3196	155	405A	112	5002T	165	551618	167
3120B	154	3196B	155	405B	112	5003	165	551719	167
3122	154	3198	155	406	114	5003T	165	561012	167
3122B	154	31980	113	407	114	5004	165	561416	167
3124	154	3198B	155	408	114	50042	165	561820	167
3124B	154	3200	155	409	114	50044	165	562224	167
3126	154	3200B	155	410	114	50046	165	5693A	203
3126B	154	3208	154	411	114	50048	165	59704A	169
3128	154	3210	154	412	114	5005	165	59706A	169
3128B	154	3211	154	413	114	50050	165	59708A	169
3130	154	3212	154	414	114	50052	165	59711A	169
3130B	154	3214	154	415	114	50054	165	59804A	170
3132	154	3216	154	4206	.077, 088, 112	50056	165	59806A	170
3132B	154	3218	154	4211	.132, 142	50058	165	59808A	170
3134	154	3220	154	4213	.132, 142	5006	165	59811A	170
3134B	154	3222	154	4215	.077, 088	50060	165	60024	180
3136	154	3224	154	4216	.077, 088	50064	165	60036	180
3136B	154	3226	154	4217	.077, 088	50068	165	6297-RK	306
3138	154	3228	154	42506	.077, 088	5007	165	63208	157
3138B	154	3230	154	4254	.131	5008	165	63210	157
3140	154	3304	155	4254-55	.131	5008LR	166	63212	157
3140B	154	3308	155	4254-56	.131	5009	165	63214	157
3142	154	3312	155	4254-57	.131	50101A	199	63216	157
3142B	154	3316	155	4254B	.131	50103	199	63218	157
3144	155	3320	155	4254B-55B	.131	50103-I	.067	63220	157
3144B	155	3324	155	4254-RK	306	50201A	199	63222	157
3146	155	3328	155	4255	.131	50204	199	63224	157
3146B	155	34018	127	4255B	.131	50204-I	.067	63809	158
3148	155	34-20200	302	4256	.131	50306	199	63907	172
3148B	155	34-20250	302	4257	.131	50306-I	.067	63910	172
3150	155	34-20300	302	4266	.131	50408	199	64206	157
3150B	155	34-20350	302	4266B	.131	50408-I	.067	64207	157
3152	155	34-20400	302	4288	.131	518A	.212	64208	157
3152B	155	34-20541	302	4288B	.131	520008	168	64209	157
3154	155	34-20561	302	4295	.131	520010	168	64210	157
3154B	155	34-20581	302	4298	.077,088,112,132	520011	168	64211	157
3156	155	34-20601	302	4299	.077,088,132	520012	168	64212	157
3156B	155	34-20621	302	432	.114	520013	168	64213	157
3158	155	34-20624	302	433	.114	520014	168	64214	157
3158B	155	34-20625	302	434	.114	520015	168	64215	157
3160	155	34-20626	302	435	.114	520016	168	64216	157
3160B	155	34-20627	302	436	.114	520017	168	64217	157
3162	155	35012	118	437	.114	520018	168	64218	157
3162B	155	35015	118	438	.114	520019	168	64219	157
3164	155	35020	117	439	.114	5201	165	64814	158
3164B	155	35038DH	122	440	.114	520111	168	64910	172
3166	155	35038SH	122	4405	.132	520112	168	64913	172
3166B	155	35057	130	45010	.139	520114	168	65115-RK	307
3168	155	35064	127	45110	.140	520116	168	653	110
3168B	155	35066	127	45205	.138	520118	168	65304	174
3170	155	35068	129	45260	.139	520120	168	65304B	174
3170B	155	35115	118	45805	.139	520122	168	65304-I	.071, 175
3172	155	35215	118	46805	.139	520124	168	65304-JAW	307
3172B	155	35315	118	500008	167	5202	165	65304-RK	307
3174	155	35606	120	500010	167	5203	165	65306A	174
3174B	155	35616	120	500011	167	5204	165	65306A-I	.071, 175
3176	155	35707	120	500012	167	5205	165	65306A-JAW	307
3176B	155	35806	130	500013	167	5205LR	166	65306B	174
3178	155	35810	129	500014	167	5206	165	65306-JAW	307
3178B	155	35910	129	500015	167	5207	165	65306-RK	307
3180	155	36815	130	500016	167	520A	.212	65308A	174
3180B	155	36915	130	500017	167	522A	.216	65308A-I	.071, 175
3182	155	38004S	.087	500018	167	525	.216	65308A-JAW	307
3182B	155	38020	121	500019	167	530809	168	65308B	174
3184	155	38120	121	50002	.199	531011	168	65308-JAW	307
3184B	155	38220	121	50002-I	.067	531213	168	65308-RK	307
3186	155	38320	122	5000LR	166	531415	168	65310A	174

PART NUMBER INDEX

65310A-I071, 175	66642179	66957178	68406XL188, 310	68722191
65310A-JAW307	66644179	66960178	68408188, 310	68723191
65310B174	66646179	66964178	68408XL188, 310	68725188, 310
65310-JAW307	66648179	66965178	68410188, 310	68809190
65310-RK307	66650179	66970178	68410XL188, 310	68902188, 310
65312A174	66652179	66973178	68411188, 310	68902XL188, 310
65312A-I071, 175	66654179	66975178	68412188, 310	68903188, 310
65312A-JAW307	66656179	66980178	68414188, 310	68903XL188, 310
65312B174	66658179	67602189	68415188, 310	68904188, 310
65312-JAW307	66660179	67602-I071	68415XL188, 310	68904XL188, 310
65312-RK307	66662179	67603189	68417188, 310	68905188, 310
65315A174	66664179	67603-I071	68419188, 310	68905XL188, 310
65315A-JAW307	66666179	67604189	68425188, 310	68906188, 310
65315B174	66668179	67604-I071	68425XL188, 310	68906XL188, 310
65315-JAW307	66670179	67605189	68501188, 310	68908188, 310
65315-RK307	66672179	67605-I071	68501XL188, 310	68908XL188, 310
65318174	66674179	67606189	68504188, 310	68909191
65318B174	66676179	67606-I071	68504XL188, 310	689095B192
65318B-JAW307	66678179	67608189	68505188, 310	68909XL192
65318-JAW307	66680179	67608-I071	68505XL188, 310	68910188, 310
65318-RK307	66682179	67610189	68506188, 310	68910XL188, 310
65324174	66684179	67610-I071	68506XL188, 310	68911188, 310
65324B174	66686179	67625189	68507188, 310	68912188, 310
65324B-JAW307	66688179	67625-I071	68507XL188, 310	68913191
65324B-KNL307	66690179	677-LCW306	68508188, 310	689135B192
65324-JAW307	66692179	68200188, 310	68508XL188, 310	68913XL192
65324-RK307	66694179	68200XL188, 310	68509188, 310	68914188, 310
653B110	66696179	68204188, 310	68509XL188, 310	68915188, 310
653L110	66698179	68204XL188, 310	68510188, 310	68915XL188, 310
653LB110	66699179	68205188, 310	68510XL188, 310	68917188, 310
653-SCR306	66832177	68205XL188, 310	68512188, 310	68919188, 310
65908173	66834177	68206188, 310	68512XL188, 310	68925188, 310
65909173	66836177	68206XL188, 310	68514188, 310	68925XL188, 310
66026295	66838177	68207188, 310	68514XL188, 310	69100188, 310
66026-BLD295	66840177	68207XL188, 310	68516188, 310	691028188
66042295	66842177	68208188, 310	68516XL188, 310	691035188
66042-BLD295	66844177	68208XL188, 310	68520188, 310	69104188, 310
66063295	66846177	68209188, 310	68520XL188, 310	69105188, 310
66063-BLD295	66848177	68209XL188, 310	68524188, 310	69106188, 310
66108-HJP307	66850177	68210188, 310	68524XL188, 310	69107188, 310
66108-HKJ307	66852177	68210XL188, 310	68528188, 310	69108188, 310
66108-KNL307	66854177	68212188, 310	68532188, 310	69109188, 310
66110-HJP307	66856177	68212XL188, 310	68536188, 310	69110188, 310
66110-HKJ307	66858177	68214188, 310	68540188, 310	69112188, 310
66110-KNL307	66860177	68214XL188, 310	68548188, 310	69114188, 310
66112-HJP307	66862177	68216188, 310	686110	69116188, 310
66112-HKJ307	66864177	68216XL188, 310	68606189	69120188, 310
66112-KNL307	66866177	68220188, 310	68606-I071	69124188, 310
66114-HJP307	66868177	68220XL188, 310	68607189	69128188, 310
66114-HKJ307	66870177	68224188, 310	68607-I071	69132188, 310
66114-KNL307	66872177	68224XL188, 310	68608189	69136188, 310
66118-HJP307	66874177	68228188, 310	68608-I071	69140188, 310
66118-HKJ307	66876177	68232188, 310	68609189	69148188, 310
66118-KNL307	66878177	68236188, 310	68609-I071	69152188, 310
66124-HJP307	66880177	68240188, 310	68610189	69164188, 310
66124-HKJ307	66882177	68248188, 310	68610-I071	693007188
66136-HJP307	66884177	68301188, 310	68612189	693009188
66136-HKJ307	66886177	68304188, 310	68612-I071	69302188, 310
66148-HJP307	66888177	68305188, 310	68614189	69303188, 310
66148-HKJ307	66890177	68306188, 310	68614-I071	693035188
66148-KNL307	66892177	68307188, 310	68616189	69304188, 310
66308175	66894177	68308188, 310	68616-I071	69305188, 310
66530180	66896177	68309188, 310	68620189	69306188, 310
66532180	66898177	68310188, 310	68620-I071	69308188, 310
66536180	66899177	68312188, 310	68624189	69310188, 310
66541180	66927178	68314188, 310	68624-I071	69312188, 310
66546180	66930178	68316188, 310	68702188, 310	693127188
66555180	66932178	68320188, 310	68703188, 310	69314188, 310
66560180	66935178	68324188, 310	68704188, 310	69315188, 310
66565180	66936178	68402188, 310	68705188, 310	69317188, 310
66570180	66938178	68402XL188, 310	68706188, 310	69319188, 310
66575180	66941178	68403188, 310	68708188, 310	69325188, 310
66580180	66943178	68403XL188, 310	68709191	697107189
66632179	66946178	68404188, 310	68709XL192	697513195
66634179	66950178	68404XL188, 310	68710188, 310	697608189
66636179	66951178	68405188, 310	68713190	69807190
66638179	66954178	68405XL188, 310	68713XL192	698107189
66640179	66955178	68406188, 310	68715188, 310	698113190

PART NUMBER INDEX

698115194	7-6144144	7-666144	77510093	78610116
698310194	76210A207	7-668144	77512093	78612116
698513194	76211A207	7-670144	77514093	78614116
698610189	76212A207	76712.5A207	77516093	78617116
699110	76213A207	76712A207	77520093	78619116
69927193	76220A207	76713A207	77524093	78706117
69937193	76221A207	76714A207	77604093	78708117
69949193	76222A207	76715A207	77604M094	78710117
69955193	76223A207	76716A207	77605093	78712117
69958193	76231A207	76717A207	77605M094	78714117
69959193	76232A207	76718A207	77606093	78717117
709111	76233A207	7-672144	77606M094	78719117
715111	7-624144	7-674144	77607093	79102A206
715-I059	76241A207	7-676144	77607M094	79103A206
718111	76242A207	7-678144	77608093	79106A206
7183S111	76243A207	7-680144	77608M094	79203206
718-I059	7-626144	76811094	77609093	79242076
718S111	76261A207	76812094	77609M094	79244076
718SW111	76262A207	76813094	77610093	79263087
718W111	76263A207	76814094	77610M094	79265087
719111	7-628144	7-682144	77704093	79282087
719-I059	7-630144	7-684144	77705093	79300111
719W111	76311A207	7-686144	77706093	79303111
720111	76312A207	7-688144	77707093	79305111
727-08229	76313A207	7-690144	77708093	81250183
73303249	7-632144	7-692144	77710093	81303214
73324248	76321A207	76924206	77806094	82001214
73330248	76322A207	76925206	77807094	82002214
73336248	76323A207	76926206	77808094	82003214
73348248	76331A207	76927206	77809094	82100184
734112	76332A207	76934206	77810094	82250184
73408246	76333A207	76935206	77815094	82400222
73413246	7-634144	76936206	77820094	82429222
73418246	76341A207	76937206	77825094	82445222
73424246	76342A207	7-694144	77827094	82490222
73430246	76343A207	76954206	77830094	82515A222
73436246	7-636144	76956206	77840094	82516A222
734-BIT112	76361A207	76957206	77845094	82519222
73508246	76362A207	7-696144	77850094	82529222
73513246	76363A207	77106A207	77855094	82606A218
73518246	7-638144	77107A207	77927117	82609A218
73524246	76391A207	77108A207	77930117	82632218
73611246	76392A207	77109A207	77940117	827280
73615246	7-640144	77110A207	77945117	82706221
73620246	76412207	77115A207	77950117	82708221
73903249	7-642144	77120A207	77955117	82710221
73913248	76421207	77125A207	77960117	82720223
73923249	76422207	77127A207	77DA215	82790223
7-426142	76423207	77130A207	78107094	82987223
7-428142	7-644144	77140A207	78108094	8308234
7-432142	7-646144	77206A207	78109094	8310234
7-434142	7-648144	77207A207	78110T094	83250184
7-436142	7-650144	77208A207	78115T094	83306220
7-6100144	76511A207	77209A207	78120T094	83406221
7-6104144	76512A207	77210A207	78125T094	83408221
7-6108144	76513A207	77215A207	78127T094	83410221
76110A207	7-652144	77220A207	78130T207	838301
7-6112144	7-652S146	77225A207	78140T207	83839B301
76114A207	7-654144	77227A207	78245094	8385234
76115A207	7-654S146	77230A207	78250094	8386234
7-6116144	7-656144	77345A207	78416116	8388234
76116A207	7-656S146	77350A207	78420116	838A301
76118A207	7-658144	77355A207	78424116	83903221
7-6120144	7-658S146	77408093	78428116	839B301
76120A207	7-660144	77408M094	78432116	840302
7-6124144	7-660S146	77410093	78436116	84125294
76124A207	76610A207	77410M094	78440116	84125-BLD294
76125A207	76612A207	77412093	78448116	84130A294
76126A207	76613.5A207	77412M094	78516116	84143294
7-6128144	76613A207	77414093	78520116	84169295
76128A207	76614.5A207	77414M094	78524116	84172A294
7-6132144	76614A207	77416093	78528116	84172A-BLD294
76134A207	76615A207	77416M094	78532116	84600184
76135A207	76616A207	77420093	78536116	85800199
7-6136144	76617A207	77420M094	78540116	85801199
76136A207	7-662144	77424093	78548116	85810199
76138A207	7-664144	77424M094	78606116	85820198
76139A207	7-664S146	77508093	78608116	85825198

PART NUMBER INDEX

85830	198	86501	200	88110	280	9-064	151	91511	289
85835	198	86502	200	8840	109	9-068	151	91512	289
85840	198	86503	200	8840L	109	906B	176	91515	289
85908A	203	86510	200	8840-RK	306	907	176	91522	289
86	131	8-652	148	88708	263	9-070	151	91525	289
860	216	8-652L	149	88710	263	9-072	151	91527	289
86005	301	8-654	148	88712	263	9-074	151	91542	289
86007	204	8-654L	149	88714	263	9-076	151	91545	289
86009	204	8-656	148	88716	263	907A	176	91555	289
86025A	302	8-656L	149	88718	263	908	176	91610	289
86029	205	8-658	148	88720	263	9-082	151	91611	289
8-6100	148	8-658L	149	88724	263	9-088	151	91612	289
8-6100L	149	8-660	148	88728	263	908A	176	91615	289
8-6102	148	8-660L	149	88740	263	909	176	91622	289
8-6102L	149	86612-1	.067	885	131	909A	176	91625	289
8-6104	148	8-662	148	89020	301	910	176	91627	289
8-6104L	149	8-662L	149	89317	297	9101	.046	918-07	230
8-6106	148	8-664	148	89317-RM	297	9104	.046	91942	288
8-6106L	149	8-664L	149	89656	296	9107	.046	91953	288
8-6108	148	8-666	148	89656-1	296	9109	.046	9210-1.5M	291
8-6108L	149	8-666L	149	89656-2	296	91108	.289	9210-1/16	291
8-6110	148	8-668	148	89656-3	296	91110	.289	9210-1/2	291
8-6110L	149	8-668L	149	89656-4	296	91112	.289	9210-1/4	291
8-6112	148	8-670	148	89656-6	296	91114	.289	9210-1/8	291
8-6112L	149	8-670L	149	89657	296	91116	.289	9210-10.5M	291
8-6114	148	8-672	148	89657-1	296	91118	.289	9210-10M	291
8-6114L	149	8-672L	149	89657-2	296	9119	.047	9210-11.5M	291
8-6116	148	8-674	148	89657-3	296	912	176	9210-11/32	291
8-6116L	149	8-674L	149	89657-4	296	9120	.046	9210-11/64	291
8-6118	148	8-676	148	89657-5	296	91201	.052	9210-11M	291
8-6118L	149	8-676L	149	89657-6	296	91202	.052	9210-12.5M	291
8-6120	148	8-678	148	89657-7	296	912-07	.230	9210-12M	291
8-6120L	149	8-678L	149	89657-BAR	.296, 306	91208	.289	9210-13/32	291
8-6122	148	8-680	148	89657-YKA	.296, 306	91208B	.052	9210-13/64	291
8-6122L	149	86801	301	89703	.299	91208R	.052	9210-13M	291
8-6124	148	86802	301	89704	.299	91210	.289	9210-15/32	291
8-6124L	149	86803	301	89824	.216	91212	.289	9210-15/64	291
8-6126	148	86804	301	89855	.216	91213B	.052	9210-17/64	291
8-6126L	149	86805	301	89856	.216	91213R	.052	9210-19/64	291
8-6128	148	8-680L	149	89901	.298	91214	.289	9210-1M	291
8-6128L	149	8-682	148	89902	.298	91215B	.052	9210-2.5M	291
8-6130	148	8-682L	149	89903	.298	91215R	.052	9210-21/64	291
8-6130L	149	8-684	148	89905	.297	91216	.289	9210-23/64	291
8-6132	148	8-684L	149	89905-RM	.297	91218	.289	9210-25/64	291
8-6134	148	8-686	148	89906	.297	91218B	.052	9210-27/64	291
8-6134L	149	8-686L	149	89906-RM	.297	91218R	.052	9210-29/64	291
8-6136	148	8-688	148	89907	.297	91308	.289	9210-2M	291
8-6136L	149	8-688L	149	89907-RM	.297	9130B	.051	9210-3.5	291
8-6138	148	8-690	148	89910	.298	91310	.289	9210-3.5M	291
8-6138L	149	8-690L	149	89911	.297	91312	.289	9210-3/16	291
8-6140	148	8-692	148	89911-RM	.297	91314	.289	9210-3/32	291
8-6140L	149	8-692L	149	89922	.053	91316	.289	9210-3/8	291
8-6142	148	8-694	148	89923	.053	91318	.289	9210-31/64	291
8-6144	148	8-694L	149	89931	.298	91320	.289	9210-3M	291
8-6144L	149	8-696	148	900	.176	91324	.289	9210-4.5M	291
8-6148	148	8-696L	149	90004C	.048	91325	.289	9210-4M	291
8-6148L	149	8-698	148	90005-BSE	.048	91401	.052	9210-5.5M	291
8-6152	148	86980	204	90005-PAK	.048	91402	.052	9210-5/16	291
8-6152L	149	8-698L	149	90012	.052	91408	.289	9210-5/32	291
8-6158	148	87	131	90012C	.048	91408B	.052	9210-5/64	291
86303	198	8720	109	90012C-DIV	.048	91408R	.052	9210-5M	291
86304	198	8720L	109	90012C-INS	.048	91410	.289	9210-6.5M	291
86306	198	8720-RK	306	90014	.052	91410B	.052	9210-6M	291
86307	198	8732	109	90038	.052	91410R	.052	9210-7.5M	291
86308	198	8732L	109	900H	.176	91412	.289	9210-7/16	291
8-642	148	8732-RK	306	9-036	151	91414	.289	9210-7/32	291
8-642L	149	8740	109	9-03A	176	91416	.289	9210-7/64	291
86430	199	8740B	109	9-040	151	91418	.289	9210-7M	291
86431	199	8740HS	110	9-042	151	91420	.289	9210-8.5M	291
86432	199	8740KLB	110	9-046	151	91424	.289	9210-8M	291
86433	199	8740L	109	9-048	151	91425A	201	9210-9.5M	291
8-644	148	8740LB	109	904A	176	91505	.289	9210-9/32	291
8-644L	149	8740-RK	306	905	176	91506	.289	9210-9/64	291
8-646	148	875	216	9-052	151	91507	.289	9210-9M	291
8-646L	149	8799F	110	9-054	151	915-07	230	92125M	291
8-648	148	8799F-RK	306	9-058	151	91508	.289	92129	291
8-648L	149	88	131	9-06	176	91509	.289	922-07	230
8-650	148	88036	205	9-060	151	91510	.289	92340	290

PART NUMBER INDEX

92440	290	942008043	97502B038	999007047	AS64265
92460201	942009043	97503B038	999008029	AW812S174
925-07230	942010043	97816046	999011049	AX-SET6231
928-07230	942011043	97817046	999012025	B100223
93001047	942012043	97819046	999013047	B101223
93002047	942013043	97820046	999019029	B103223
93106032	94701051	97823A051	999020050	B104223
93109033	94702051	97824050	999021050	B106219
93119033	94711053	97825A051	999022050	B106E220
93120033	94715053	97837A051	999023050	B106I220
93204034	94772053	97843B051	999024050	B107219
93211035	94804053	97844050	999025050	B108219
93212036	94805053	97847050	999031025	B108E220
93215036	94806053	97848050	999032026	B108I220
93250034	94809053	98001B049	999033027	B109219
93270035	94811053	98002B049	999034029	B109I220
93408037	94812053	98003B049	999035038	B10A212
93418037	94815053	990026051	999037022	B110221
93503032	94972052	990042051	999038025	B111219
93508037	9-6100150	990053051	999039023	B112222
93513039	9-6104150	991055B023	999040026	B113222
93514039	9-6108150	991075B023	999041026	B114220
93515039	9-6110150	991085B024	999042024	B115220
93516039	9-6110L151	991135B028	999043027	B116222
93801052	9-6112150	992065B026	999044027	B116C220
93802052	9-6112L151	992085B026	999045029	B117222
93808B052	9-6116150	992095B028	999046038	B117C220
93808R052	9-6116L151	992105B027	999047047	B118222
93813B052	9-6120150	992135B027	999048025	B118C220
93813R052	9-6120L151	993005032	999049023	B120217
93814B052	9-6124150	993006032	999058024	B121217
93814R052	9-6124L151	993007037	999059028	B121-I070
940001045	9-6128150	993008033	999062028	B122217
940002045	9-6128L151	993011032	999063028	B123218
940003045	9-6132150	993012032	999064024	B123-I070
940004045	9-6132L151	993013033	999A274	B125218
940005045	9-6136150	993021032	999LA274	B126219
940006044	9-6136L151	993022033	999-YOK303, 309	B126I220
940007044	9-6140150	993023033	AHS2176	B127219
940008044	9-6140L151	993025033	AHS3176	B128219
940010044	9-6144150	993026032	AHS4176	B129219
940011044	9-6144L151	993028034	AHS6176	B136219
940012044	9-6148150	993029036	AHS8176	B136C220
940013044	9-6148L151	993030034	AN1134	B136E220
940014044, 308	9-6152150	993031035	AN10134	B137219
940015045	9-6152L151	993032036	AN11134	B137C220
940016045	9-6156150	993033034	AN12134	B138219
940017045	9-6156L151	993034035	AN13134	B138C220
940018308	9-6160150	993035037	AN14134	B139219
940019308	9-6160L151	993036037	AN2134	B140217
940020308	9-6164150	993037037	AN3134	B141217
940021308	9-6168150	993040050	AN31134	B155217
940022308	9-6176150	993041034,035,050	AN32134	B200215
940023308	9-6180150	993042034,035,050	AN33134	B200R215
940024045, 308	9-6184150	993043036, 050	AN34134	B204A213
940025045, 308	9-6208150	993044036	AN35134	B206210
940026045, 308	9-6220150	99400B029	AN4134	B207210
940027308	9-6232150	99407SB029	AN5134	B210B213
940028308	9-6244150	995274	AN51134	B212B213
940029308	9-6256150	99507SB025	AN52134	B212B-I069
940031308	9-656150	995085B024	AN6134	B214B213
940032308	9-660150	995095B025	AN7134	B214B-I069
940033308	9-664150	995-BLT309	AN8134	B218B213
940034308	9-668150	995-LGS309	AN9134	B218B-I069
941004042	9-672150	995-LNK309	APS2176	B224A211
941005042	9-676150	995-NUT309	APS21176	B224A-I069
941006042	9-684150	995-SCR309	APS3176	B230B211
941007042	9-688150	995-YOK309	APS31176	B231B211
941008042	9-694150	996274	APS4176	B231B-I069
941009042	9-696150	996-YOK309	APS6176	B232B211
941010042	97103A047	998065B022	AS12265	B232B-I069
941011042	97103A-BB047	998085B022	AS16265	B238B211
941012042	97103A-LOCK047	999001022	AS20265	B238B-I069
941013042	97103B047	999002025	AS24265	B239B211
942004043	97403B038	999003023	AS28265	B239B-I069
942005043	97403B-BR038	999004026	AS32265	B240B210
942006043	97403B-SW038	999005027	AS30265	B241B210
942007043	97403B-U038	999006038	AS48265	B241B-I069

PART NUMBER INDEX

B243B	210	BS10L	266	C293	234	C508	234	CH06-I	068
B243B-I	069	BS10M	264	C294	234	C508PPS	239	CH06M	205
B245B	210	BS10XL	266	C295	234	C509	234	CH06M-I	068
B246B	210	BS12	261	C296	234	C51	235	CH07M	205
B247B	210	BS12L	266	C29A	234	C510	234	CH07M-I	068
B249B	210	BS12M	264	C2A	238	C511	234	CH08	205
B253	213	BS12XL	266	C2BDS	237	C52	235	CH08-I	068
B255B	213	BS14	261	C3	238	C5BDS	237	CH08M	205
B258B	213	BS14M	264	C30	234	C5LPPS	240	CH08M-I	068
B260	215	BS16	261	C31	234	C5PPS	239	CH09M	205
B261B	213	BS16L	266	C31A	234	C5TPS	240	CH09M-I	068
B274A	211	BS16M	264	C31C	234	C6	238	CH-1.5-10	268
B276A	211	BS16XL	266	C32	235	C65	247	CH-1.5-20	268
B277A	211	BS18	261	C33	235	C66	247	CH10	205
B280B	212	BS18M	264	C33A	235	C67	247	CH10-I	068
B281A	211	BS20	261	C34	235	C673	248	CH10M	205
B285A	210	BS20L	266	C35	235	C68	247	CH10M-I	068
B287B	212	BS20M	264	C35A	235	C69	247	CH11	205
B291A	210	BS20XL	266	C36	238	C6LR	241	CH-1-10	268
B292A	213	BS24	261	C37	247	C7	238	CH11-I	068
B293A	210	BS24L	266	C38	247	C70	247	CH11M	205
B295A	211	BS24M	264	C38A	247	C71	247	CH11M-I	068
B2PLS	214	BS24XL	266	C38C	247	C72	247	CH12	205
B45-10A	212	BS27M	264	C39	246	C73	247	CH-1-20	268
B45-10A-I	070	BS28	261	C393S	249	C7PPS	239	CH12-I	068
B45-12A	212	BS30M	264	C39A	246	C7TR	288	CH14	205
B45-12A-I	070	BS32	261	C39B	246	C9	238	CH14-I	068
B45-16A	212	BS36	261	C3BLS	237	C9BPL	237	CH16	205
B45-20	212	BS36M	264	C3BSS	237	CAD-181	228	CH16-I	068
B45-7A	212	BS40	261	C4	238	CAD-182	229	CH-2-10	268
B4PLS	214	BS42M	264	C40	247	CAD-186	229	CH-2-20	268
B4PS	214	BS45M	264	C402	257	CB04	236	CH-3-10	268
B5PLS	214	BS48	261	C402-PAD	308	CB05	236	CH-3-20	268
B6A	212	BS48M	264	C402-SCR	308	CB06	236	CH-5-10	268
B8A	212	BS52M	264	C402-SPG	308	CB08	236	CH-5-20	268
BC-1	267	BS56	261	C403	257	CB10	236	CHS7A	205
BC114A	215	BS64	261	C403-PAD	308	CB12	236	CHS7A-I	068
BC114A-CUT	215	BS6M	264	C403-SCR	308	CB14	236	CHS7MA	205
BC114-CUT	215	BS7M	264	C403-SPG	308	CB16	236	CHS7MA-I	068
BC118A	215	BS8M	264	C404	257	CB20	236	CP04	236
BC118A-CUT	215	BTC2	299	C404-PAD	308	CB27	236	CP05	236
BC118-CUT	215	BW812SB	174	C404-SCR	308	CB28	236	CP06	236
BC124A	215	C1	238	C404-SPG	308	CB30	236	CP08	236
BC124A-CUT	215	C10	238	C406	257	CB32	236	CP10	236
BC124-CUT	215	C10LRA	241	C406-PAD	308	CBL10	236	CP12	236
BC130A	215	C10PS	240	C406-SCR	308	CBL14	236	CP16	236
BC130A-CUT	215	C12	238	C406-SPG	308	CBR12	236	CP20	236
BC130-CUT	215	C12BPS	237	C408	257	CBR6	236	CP24	236
BC136A	215	C13	238	C408-PAD	308	CBR7	236	CW10M	171
BC136A-CUT	215	C14	238	C408-SCR	308	CBR8	236	CW11M	171
BC136-CUT	215	C14LR	242	C408-SPG	308	CBS12	236	CW12	171
BC-2	267	C15	238	C41	247	CBS16	236	CW12M	171
BC-3	267	C15A	238	C410	257	CBS20	236	CW13M	171
BC-5	267	C16	238	C410-PAD	308	CF143	297	CW14	171
BH10014	206	C18	238	C410-SCR	308	CF144	297	CW14M	171
BK-SET5-89	231	C19	238	C410-SPG	308	CF145	297	CW15M	171
BP08	262	C1A	238	C412	257	CF146	297	CW16	171
BP10	262	C2	238	C412-SCR	308	CF147	297	CW16M	171
BP12	262	C20LR	243	C412-SPG	308	CF147RM	297	CW17M	171
BP14	262	C21	235	C42	247	CF147-RM	297	CW18	171
BP16	262	C22	235	C43	247	CF61	299	CW18M	171
BP18	262	C23	235	C43.45	247	CF61-100	299	CW19M	171
BP20	262	C23A	235	C44	247	CF61-12S	299	CW20	171
BP24	262	C24	235	C45LR	241	CF61-14S	299	CW21M	171
BP28	262	C25	235	C46LR	242	CF62-12S	299	CW22	171
BP32	262	C25A	235	C47LR	243	CF62-14S	299	CW22M	171
BP36	262	C26	235	C48LR	242	CF62CS	299	CW24	171
BP40	262	C26A	235	C49LR	241	CF63	299	CW24M	171
BP48	262	C27	235	C5	238	CF63-1	299	CW26	171
BP56	262	C27A	235	C50	235	CF63-14	299	CW28	171
BP64	262	C28	234	C500	234	CF63-21	299	CW32	171
BRS2A	253	C28A	234	C501	234	CF63-24	299	CWF10M	171
BRS3A	253	C28B	234	C502	234	CF68	299	CWF11M	171
BRS4A	253	C28C	234	C503	234	CH-0.5-10	268	CWF12	171
BS08	261	C29	234	C504	234	CH-0.5-20	268	CWF12M	171
BS08L	266	C290	234	C505	234	CH05M	205	CWF13M	171
BS08XL	266	C291	234	C506	234	CH05M-I	068	CWF14	171
BS10	261	C292	234	C507	234	CH06	205	CWF14M	171

PART NUMBER INDEX

CWF15M171	E08-I066	GSP24175	K5298	M10001309
CWF16171	E1012161	GSP24A175	K9298	M10004309
CWF16M171	E1214161	GSP24-FSP307	K906298	M10005309
CWF17M171	E1416161	GSP24-HJP307	K908302	M10006309
CWF18171	E1618161	GSP24-HKJ307	L400C-JNT308	M10007309
CWF18M171	E1820161	GSP24-KNL307	L400C-NUT308	M10008309
CWF19M171	E1922161	GSP36175	L400C-PAD308	M10009309
CWF20171	E2022161	GSP36A175	L400C-SCR308	M10010309
CWF20M173	E2024161	GSP36-FSP307	L400-PIN308	M10011309
CWF21M173	E2224161	GSP36-HJP307	L408C257	M10204309
CWF22171	E2428161	GSP36-HKJ307	L412C257	M10205309
CWF22M173	E2628161	GSP36-KNL307	L416C257	M10209309
CWF23M173	E3032161	GSP48A175	L420C257	M1210115
CWF24171	E3440161	GSP48A-FSP307	L508257	M1210H115
CWF24M173	E68161	GSP48A-HJP307	L508-RK308	M1210-I064
CWF25M173	E810161	GSP48A-HKJ307	L512257	M1211115
CWF26173	EX1286	GSP48A-KNL307	L512-RK308	M1211H115
CWF27M173	EX2286	GSP8175	L516257	M1211-I064
CWF28173	EX3286	GSP8-FSP307	L520257	M1212115
CWF30173	EX4286	GSP8-HJP307	LD12114	M1212H115
CWF30M172	EX5286	GSP8-HKJ307	LD14114	M1212-I064
CWF32173	EX6286	GSP8-KNL307	LD16114	M1213115
CWF32M172	FTR288	HD15140	LD18114	M1213H115
CWF34173	FG1300	HD24133	LD20114	M1213-I064
CWF36173	FG12300	HD25140	LD20R112	M1214115
CWF38173	FG15A300	HD26133	LD22114	M1214H115
CWF40173	FG2300	HD28133	LD24114	M1214-I064
D012164	FG23300	HD30133	LD26114	M1215115
D406S116	FG275A300	HD32133	LD26R112	M1215H115
D407S116	FG30300	HD34133	LD28114	M1215-I064
D408S116	FG35A300	HD36133	LD30114	M1216115
D409S116	FG4444300	HD38133	LD32114	M1216H115
D410S116	FG9300	HD40133	LD34114	M1216-I064
D411S116	FHRK1306	HD42133	LD36114	M1217115
D412S116	FHRK1/2306	HD44133	LD38114	M1217H115
DC6150302	FHRK3/4306	HD46133	LD40114	M1217-I064
DC8200302	FL0911M163	HD48133	LD42114	M1218115
DFN250B185	FL1012M163	HD50133	LD44114	M1218H115
DFN50B185	FL1214S163	HD52133	LD46114	M1218-I064
DIN250B185	FL1214S163	HD54133	LD48114	M1219115
DIN600B185	FL1314M163	HD56133	LDS12114	M1219H115
DIN75B185	FL1517M163	HD58133	LDS14114	M1219-I064
DO14-I066	FL1618M163	HD60133	LDS16114	M1220115
DS-100-5292	FL1618S163	HD62133	LDS18114	M1220H115
DT1000292	FL2022S163	HD64133	LDS20114	M1220-I064
DT-100-5292	FL2428S163	HD66133	LDS22114	M1221115
DT2000292	FL35163	HD68133	LDS24114	M1221H115
DW10L116	FLM5S163	HD70133	LDS26114	M1221-I064
DW10XL116	GS2/1287	HD72133	LDS28114	M1222115
DW12L116	GS2/2287	HD74133	LDS30114	M1222H115
DW12XL116	GK-SET5231	HD76133	LDS32114	M1222-I064
DW14L116	GM-16A252	HH1252	LDS34114	M1223115
DW14XL116	GM-24A252	HH3252	LDS36114	M1223H115
DW16L116	GM-32A252	HH5252	LDS38114	M1224115
DW16XL116	GS-16252	HH6252	LDS40114	M1224H115
DW18L116	GS-20252	HK01049	LDS42114	M1225115
DW18XL116	GSP10175	HK02049	LDS44114	M1225H115
DW20L116	GSP10-FSP307	HK03049	LDS46114	M1226115
DW20XL116	GSP10-HJP307	HK04049	LDS48114	M1226H115
DW24L116	GSP10-HKJ307	HK05049	LH-0.25-3270	M1227115
DW24LS120	GSP10-KNL307	HK-SET4231	LH-0.5-3270	M1227H115
DW24XL116	GSP12175	HRN032253	LH-0.75-5270	M1228115
DW24XLS120	GSP12-FSP307	HRN032-TIP253	LH-1.5-5270	M1228H115
DW8L116	GSP12-HJP307	HRN038253	LH-3-5270	M1229H115
DW8XL116	GSP12-HKJ307	HRN038-TIP253	LT10090	M1230115
E010-I066	GSP12-KNL307	HRN044253	LT12090	M1230H115
E011-I066	GSP14175	HRN044-TIP253	LT14090	M1231H115
E012-I066	GSP14A175	IMB21108, 130	LT16090	M1232115
E014-I066	GSP14-FSP307	IMB22108, 130	LT18090	M1232H115
E016-I066	GSP14-HJP307	IMB23108, 130	LT20090	M1236115
E018-I066	GSP14-HKJ307	IMB24108, 130	LT22090	M1236H115
E020-I066	GSP14-KNL307	IMD206108	LT24090	M12501309
E022-I066	GSP18175	IMD207A108	LT26090	M12503309
E024-I066	GSP18A175	IMD208K108	LT26R089	M12504309
E026-I066	GSP18-FSP307	K1298	LT28090	M12505309
E028-I066	GSP18-HJP307	K2298	LT30090	M12506309
E030-I066	GSP18-HKJ307	K3298	LT32090	M12507309
E032-I066	GSP18-KNL307	K4298	LT8090	M12508309

PART NUMBER INDEX

M12509309	M85001309	MC46B156	MD1226H115	MG2K229
M12511309	M85003309	MC50156	MD1227115	MHD15140
M15001309	M85004309	MC50B156	MD1227H115	MIR150HD182
M15004309	M85005309	MCS1156	MD1228H115	MIR250HD182
M15005309	M85006309	MC51B156	MD1229H115	ML604079
M15006309	M85007309	MC54156	MD1230H115	ML605079
M15007309	M85008309	MC54B156	MDW10L116	ML605.5079
M15008309	M85009309	MC55156	MDW10XL117	ML606079
M15009309	M85011309	MCS5B156	MDW12L116	ML607079
M15010309	MB1011164	MC57156	MDW12XL117	ML608079
M15011309	MB1213164	MC57B156	MDW14L116	ML609079
M15204309	MB12-I066	MC6156	MDW14XL117	ML610079
M15205309	MB1415164	MC60156	MDW17L116	ML611079
M15209309	MB1719164	MC606156	MDW17XL117	ML612079
M17501309	MB2022164	MC607156	MDW19L116	ML613079
M17503309	MB6164	MC608156	MDW19XL117	ML614079
M17504309	MB89164	MC609156	MDW19XLS120	MP08H124
M17508309	MC10156	MC60B156	MDW6L116	MP09H124
M212R-I065	MC10B156	MC610156	MDW6XL117	MP10DH125
M3424134	MC11156	MC611156	MDW7LCP120	MP10H124
M3425134	MC111160	MC612156	MDW8L116	MP11DH125
M3426134	MC11B156	MC613156	MDW8XL117	MP11H124
M3427134	MC12156	MC614156	ME1011161	MP12DH125
M3428134	MC12B156	MC615156	ME1213161	MP12H124
M3429134	MC13156	MC616156	ME12A162	MP13DH125
M3430134	MC13B156	MC617156	ME1415161	MP13H124
M3432134	MC14156	MC618156	ME1617161	MP14DH125
M3435134	MC14B156	MC64156	ME1819161	MP14H124
M3436134	MC15156	MC64B156	ME2021161	MP15DH125
M3438134	MC15B156	MC65156	ME2122161	MP15H124
M3441134	MC16156	MC65B156	ME2427161	MP16DH125
M3442134	MC16B156	MC6B156	ME2528161	MP16H124
M3446134	MC17156	MC7156	ME2732161	MP17DH125
M3450134	MC17B156	MC70156	ME67161	MP17H124
M3454134	MC18156	MC70B156	ME810161	MP18DH125
M3455134	MC18B156	MC73156	ME89161	MP18H124
M3458134	MC19156	MC73B156	ME8A162	MP19DH125
M3460134	MC19B156	MC75156	MEB10-I065	MP19H124
M50001309	MC20156	MC75B156	MEB11-I065	MP20DH125
M50004309	MC20B156	MC7B156	MEB12-I065	MP20H124
M50005309	MC21156	MC8156	MEB13-I065	MP21DH125
M50006309	MC211160	MC80156	MEB14-I065	MP21H124
M50007309	MC212B159	MC80B156	MEB15-I065	MP22DH125
M50008309	MC214160	MC8B156	MEB16-I065	MP22H124
M50009309	MC214B159	MC9156	MEB17-I065	MP23DH125
M50010309	MC215160	MC9B156	MEB18-I065	MP23H124
M50011309	MC219160	MD1210115	MEB19-I065	MP24DH125
M52004309	MC21B156	MD1210H115	MEB20-I065	MP24H124
M52005309	MC22156	MD1211115	MEB21-I065	MP25H124
M52009309	MC22B156	MD1212115	MEB22-I065	MP26H124
M604079	MC23156	MD1212H115	MEB24-I065	MP27H124
M604.5079	MC23B156	MD1213115	MEB6-I065	MP28H124
M604.5-I060	MC24156	MD1213H115	MEB7-I065	MP29H124
M604-I060	MC24B156	MD1214115	MEB8-I065	MP30DH125
M605079	MC25156	MD1214H115	MEB9-I065	MP30H124
M605.5079	MC26156	MD1215115	MEBO10-I066	MP31H124
M605.5-I060	MC26B156	MD1215H115	MEBO11-I066	MP32DH125
M605-I060	MC27156	MD1216115	MEBO12-I066	MP32H124
M606079	MC27B156	MD1216H115	MEBO13-I066	MP3417H136
M606-I060	MC28156	MD1217115	MEBO14-I066	MP3418H136
M607079	MC28B156	MD1217H115	MEBO15-I066	MP3419H136
M607-I060	MC29156	MD1218115	MEBO16-I066	MP3420H136
M608079	MC29B156	MD1218H115	MEBO17-I066	MP3421H136
M608-I060	MC30156	MD1219115	MEBO19-I066	MP3422H136
M609079	MC30B156	MD1219H115	MEBO22-I066	MP3423H136
M609-I060	MC32156	MD1220115	MEBO24-I066	MP3424H136
M610079	MC32B156	MD1220H115	MEBO6-I066	MP3425H136
M610-I060	MC35156	MD1221115	MEBO7-I066	MP3426H136
M611079	MC35B156	MD1221H115	MEBO8-I066	MP3427H136
M611-I060	MC36156	MD1222115	MEBO9-I066	MP3428H136
M612079	MC36B156	MD1222H115	MF2000183	MP3429H136
M612-I060	MC38156	MD1223115	MF6076	MP3430H136
M613079	MC38B156	MD1223H115	MF8087	MP3431H136
M613-I060	MC41156	MD1224115	MFR1000HD183	MP3432H136
M614079	MC41B156	MD1224H115	MFR100HD182	MP3433H136
M614-I060	MC43156	MD1225115	MFR250HD182	MP3434H136
M615079	MC43B156	MD1225H115	MFR600HD183	MP3435H136
M615-I060	MC46156	MD1226115	MFR80FL182	MP3436H136

PART NUMBER INDEX

MP3438H	136	MT10H091	MTL17H091	MUSH079	P2407	123
MP3440H	136	MT10-I061	MTL18091	MU6H079	P2407DH	124
MP3441H	136	MT11091	MTL18H091	MU7H079	P2408	123
MP3442H	136	MT11H091	MTL19091	MU8H079	P2408DH	124
MP3443H	136	MT11-I061	MTL19H091	MU9H079	P2409	123
MP3446H	136	MT12091	MTL20H091	MX46	143	P2409DH	124
MP3450H	136	MT12H091	MTL21H091	MX50	143	P2410	123
MP36H	124	MT12-I061	MTL22H091	MX54	143	P2410DH	124
MPD08H	125	MT13091	MTL23H091	MX55	143	P2411	123
MPD09H	125	MT13H091	MTL6091	MX60	143	P2411DH	124
MPD10H	125	MT13-I061	MTL6H091	MX65	143	P2412	123
MPD11H	125	MT14091	MTL7091	MX70	143	P2412DH	124
MPD12H	125	MT14H091	MTL7H091	MX75	143	P2413	123
MPD13H	125	MT14-I061	MTL8091	NH2	201	P2413DH	124
MPD14H	125	MT15091	MTL8H091	NH6	201	P2414	123
MPD15H	125	MT15H091	MTL9091	NH9	201	P2414DH	124
MPD16H	125	MT15-I061	MTL9H091	NSP10-FSP	307	P2415	123
MPD17H	125	MT16091	MTP10	105	NSP10-HJP	307	P2415DH	124
MPD18H	125	MT16H091	MTP11	105	NSP10-HKJ	307	P2432	123
MPD19H	125	MT16-I061	MTP12	105	NSP10-KNL	307	P2432DH	124
MPD20H	125	MT17091	MTP13	105	NSP14-FSP	307	P2433	123
MPD21H	125	MT17H091	MTP14	105	NSP14-HJP	307	P2433DH	124
MPD22H	125	MT17-I061	MTP15	105	NSP14-HKJ	307	P2434	123
MPD23H	125	MT18091	MTP16	105	NSP14-KNL	307	P2434DH	124
MPD24H	125	MT18H091	MTP17	105	NSP18-FSP	307	P2435	123
MPD25H	125	MT18-I061	MTP18	105	NSP18-HJP	307	P2435DH	124
MPD27H	125	MT19091	MTP19	105	NSP18-HKJ	307	P2436	123
MPD30H	125	MT19H091	MTP8	105	NSP18-KNL	307	P2436DH	124
MPD3419H	137	MT19-I061	MTP9	105	NSP24-HJP	307	P2437	123
MPD3421H	137	MT20091	MTP10	106	NSP24-HKJ	307	P2437DH	124
MPD3422H	137	MT20H091	MTPL11	106	NSP36-FSP	307	P2438	123
MPD3423H	137	MT21091	MTPL12	106	NSP36-HJP	307	P2438DH	124
MPD3424H	137	MT21H091	MTPL13	106	NSP36-HKJ	307	P2439	123
MPD3425H	137	MT22091	MTPL14	106	NSP48-FSP	307	P2439DH	124
MPD3426H	137	MT22H091	MTPL15	106	NSP48-HJP	307	P2440	123
MPD3427H	137	MT23091	MTPL16	106	NSP48-HKJ	307	P2440DH	124
MPD3430H	137	MT23H091	MTPL17	106	NSP48-KNL	307	P2609	135
MPD3431H	137	MT24H091	MTPL18	106	NSP6-FSP	307	P2610	135
MPD3432H	137	MT25H091	MTPL19	106	NSP6-HJP	307	P2611	135
MPD3433H	137	MT26091	MTPL8	106	NSP6-HKJ	307	P2612	135
MPD3434H	137	MT26H091	MTPL9	106	NSP6-KNL	307	P2613	135
MPD3435H	137	MT6091	MTW10	093	NSP8-FSP	307	P2614	135
MPD3436H	137	MT6H091	MTW10-I	062	NSP8-HJP	307	P2615	135
MPD3437H	137	MT6-I061	MTW10L	093	NSP8-HKJ	307	P2632	135
MPD3438H	137	MT7091	MTW10L-I	063	NSP8-KNL	307	P2634	135
MPD3441H	137	MT7H091	MTW10M	094	OE12LR	162	P2636	135
MPD3443H	137	MT7-I061	MTW4	093	OE8LR	162	P2638	135
MPD3446H	137	MT8091	MTW4-I	062	P012-LNK	309	P2640	135
MPD3450H	137	MT8H091	MTW4L	093	P017-SCR	303, 309	P2642	135
MPD36H	125	MT8-I061	MTW4L-I	063	P11T	128	P2644	135
MRB1112	165	MT9091	MTW4M	094	P175	201	P2646	135
MRB1314	165	MT9H091	MTW5	093	P177	201	P2648	135
MRB1517	165	MT9-I061	MTW5-I	062	P179	201	P2650	135
MRB50	166	MTF10HA	092	MTW5L	093	P187	280	P2652	135
MRB78	165	MTF11HA	092	MTW5L-I	063	P187-SCR	303	P2654	135
MRB910	165	MTF12HA	092	MTW5M	094	P187-YOK	303	P2656	135
MROB1112	165	MTF13HA	092	MTW6	093	P190	279	P2658	135
MROB1314	165	MTF14HA	092	MTW6-I	062	P200	279	P2660	135
MROB1517	165	MTF15HA	092	MTW6L	093	P202T	276	P2662	135
MROB50	166	MTF16HA	092	MTW6L-I	063	P205T	276	P2664	135
MROB78	165	MTF17HA	092	MTW6M	094	P210	282	P2666	135
MROB910	165	MTF18HA	092	MTW7	093	P2-103A	089	P2668	135
MS1220	016	MTF19HA	092	MTW7-I	062	P2-106A	089	P2670	135
MS1220-FT	016	MTL10091	MTW7L	093	P210T	276	P2672	135
MS1225	013	MTL10H091	MTW7L-I	063	P2-140A	089	P2674	135
MS1225-TO	013	MTL11091	MTW7M	094	P2210	105	P2676	135
MS1306-A	012	MTL11H091	MTW8	093	P2212	105	P293	282
MS1306A-TO	012	MTL12091	MTW8-I	062	P2214	105	P300	283
MS1420	010	MTL12H091	MTW8L	093	P2216	105	P302T	276
MS1420-TO	010	MTL13091	MTW8L-I	063	P2218	105	P305T	276
MS1835	008	MTL13H091	MTW8M	094	P2220	105	P309	279
MS1835-TO	008	MTL14091	MTW9	093	P2222	105	P310	279
MS3114	014	MTL14H091	MTW9-I	062	P2224	105	P310T	276
MS3114-TO	014	MTL15091	MTW9M	094	P2303T	277	P312	283
MS3125	014	MTL15H091	MU10H	079	P2308T	277	P3160	279
MS3125-TO	014	MTL16091	MU11H	079	P2312T	277	P3210	279
MSM2102	015	MTL16H091	MU12H	079	P2406	123	P4-105A	113
MT10	091	MTL17091	MU13H	079	P2406DH	124	P4-110A	113

PART NUMBER INDEX

P4-140A113	PHD2253	PL2415123	PO17-LGS309	SE1410287
P4-812127	PHD3253	PL2432123	PO17-LNK309	SE50-1286
P4-814127	PHD4253	PL2433123	PO17-NUT309	SE50-10286
P4-816127	PHD6253	PL2434123	PO17-SCR309	SE50-2286
P4-818127	PHD9253	PL2435123	PO17-YOK303, 309	SE50-3286
P4-820127	PHF41253	PL2436123	PO40281	SE50-4286
P4-822127	PHF42253	PL2436GR113	PO50A281	SE50-5286
P4-824127	PHF44253	PL2437123	PO60A281	SE50-6286
P4-826127	PHF46253	PL2438123	PO70281	SE50-7286
P4-828127	PHU12L126	PL2439123	PU120106	SE50-8286
P4-830127	PHU14125	PL2440123	PU140106	SE50-9286
P4-832127	PHU14L126	PL2609136	PU160106	SE50C286
P495283	PHU16125	PL2610136	PU180106	SE70C286
P498279	PHU16L126	PL2611136	PU200106	SF-2254
P499280	PHU18125	PL2612136	RB120A200	SF-3254
P500278	PHU18L126	PL2613136	RB121A200	SM100185
P501278	PHU20125	PL2614136	RB122A200	SM40185
P50109282	PHU20L126	PL2615136	RB123A200	SPI156254
P5013A282	PHU22125	PL2632136	RB221200	SPI206254
P503278	PHU22L126	PL2634136	RB221-I067	SPS150254
P507278	PHU24125	PL2636136	RB222200	SPS200254
P509278	PHU24L126	PL2638136	RB222-I067	SR-100-2292
P5406141	PHU26125	PL2640136	RB223200	STPG-24254
P5410141	PHU26L126	PL2642136	RB223-I067	SWB3304
P5413141	PHU28125	PL2644136	RB224200	SWB3A255, 304
P5426S142	PHU28L126	PL2646136	RB224-I067	SWB4304
P6-107132	PHU30125	PL2648136	RB321200	SWB4A255, 304
P6-110132	PHU30L126	PL2650136	RC2299	SWB5304
P6-113132	PHU32125	PL2652136	RC3299	SWB5A255, 304
P6-140A132	PHUM10126	PL2654136	RC4299	SWB6304
P6-824135	PHUM10L126	PL2656136	RF163296	SWB6A255, 304
P6-826135	PHUM11126	PL2658136	RF163-1296	SWB8A255, 304
P6-828135	PHUM11L126	PL2660136	RF163-2296	SWJ12077, 088, 112
P6-830135	PHUM12126	PL2662136	RF163-3296	SWJ14077, 088, 112
P6-832135	PHUM12L126	PL2664136	RF163-4296	SWJ38077, 088, 112
P6-834135	PHUM13126	PL2666136	RF163-5296	SWJ3S077, 088, 112
P6-836135	PHUM13L126	PL2668136	RF163-BAR306	T1087
P6-838135	PHUM14126	PL2670136	RF163-CON306	T10090
P6-840135	PHUM14L126	PL2672136	RF163-WNP306	T100090
P6-842135	PHUM15126	PL2674136	RF163-YKA306	T10-I061
P7-140A142	PHUM15L126	PL2676136	RLH30133	T12090
P8-108147	PHUM16126	PL2678136	RLH32133	T120090
P8-140A147	PHUM16L126	PL2680136	RLH34133	T12-I061
P8T107	PHUM17126	PLP100146	RLH36133	T14090
PA2-4A089, 138	PHUM17L126	PLP150149	RLH40133	T140090
PA4-2A113, 138	PHUM18126	PLP34137	RLH42133	T14-I061
PA4-6113, 132, 138	PHUM18L126	PLR100146	RLH44133	T16090
PA6-4113, 132, 138	PHUM19126	PLR150149	RLH46133	T160090
PA6-7132, 138, 142	PHUM19L126	PLR34137	RLH48133	T16-I061
PA7-6132, 142	PHUM20126	PO10A274	RLH52133	T18090
PA7-8142, 147	PHUM20L126	PO10-BLT303, 309	RS-12174	T180090
PA8-7142, 147	PHUM21126	PO10-LGS303, 309	RS-12H174	T18-I061
PAD 137228	PHUM21L126	PO10-LNK309	S010198	T20090
PB2614M138	PHUM22126	PO10-NUT309	S012198	T200090
PB2617M138	PHUM22L126	PO10-SCR303, 309	S027198	T20-I061
PB2618137	PHUM23126	PO10T283	S03198	T22090
PB2618-BIT137	PHUM23L126	PO10-YOK309	S04198	T220090
PB2619M138	PHUM24126	PO11274	S06198	T22-I061
PB2620137	PHUM24L126	PO11-BLT309	S08198	T24090
PB2620-BIT137	PL11T128	PO11-LGS303, 309	S35P287	T240090
PB2622M138	PL13T128	PO11-LNK309	SB060810052	T24-I061
PB2624137	PL2210105	PO11-NUT309	SB070812052	T26090
PB2624-BIT137	PL2212105	PO11-SCR303, 309	SB071607052	T260090
PB2624M138	PL2214105	PO11-YOK303, 309	SB081209052	T26-I061
PB2628137	PL2216105	PO12275	SB091608052	T27088
PB2628-BIT137	PL2218105	PO12-BLT303, 309	SB111211052	T28090
PB2632137	PL2220105	PO12L275	SB111212052	T280090
PB2632-BIT137	PL2222105	PO12-LGS303, 309	SB111609052	T28-I061
PCH-1A243	PL2224105	PO12L-LGS303, 309	SB112406052	T3088
PH15253	PL2406123	PO12-NUT309	SB151611052	T30086
PH15-TIP253	PL2407123	PO12-SCR303, 309	SB191615052	T300090
PH20253	PL2408123	PO12-YOK303, 309	SCD06202	T30S090
PH20-TIP253	PL2409123	PO13A274	SCD12202	T30-SCR306
PH30252	PL2410123	PO13-LGS303, 309	SCD3A202	T31087
PH60S253	PL2411123	PO14275	SCD506202	T31-I059
PH61S253	PL2412123	PO14-LGS303, 309	SCD6203	T31W087
PHD11253	PL2413123	PO17275	SD14075	T320090
PHD12253	PL2414123	PO17-BLT303, 309	SE100C287	T325090

PART NUMBER INDEX

T34088	T9040085	TW6L-I062	V604W076	WK-SET5-89231
T36086	T9040B085	TW7093	V606076	WSB60247
T4087	T90-RK306	TW7-I062	V606-I059	X100143
T41087	T9-I059	TW7L093	V606W076	X101141
T41-I059	TB108295	TW7L-I062	V610076	X101-RK306
T41W087	TB110295	TW8093	V614076	X106141
T42087	TB112295	TW8-I062	V7078	X31-32141
T4-I059	TB116295	TW8L093	V760076	X46143
T4S087	TB120295	TW8L-I062	V780075	X48143
T4W087	TH10090	TWM10094	V8078	X52143
T5087	TH12090	TWM12094	V9078	X54143
T5W087	TH14090	TWM4094	VL10078	X56143
T6087	TH16090	TWM5094	VL106078	X58143
T606094	TH18090	TWM6094	VL107078	X60143
T606-I063	TH20090	TWM7094	VL108078	X64143
T607094	TH22090	TWM8094	VL109078	X66143
T607-I063	TH24090	TX627117	VL11078	X68143
T607T094	TH26090	TX630117	VL110078	X70143
T607T-I063	TH28090	TX640117	VL111078	X72143
T608094	TH30090	TX645117	VL112078	X74143
T608-I063	TH32090	TX650117	VL114078	X76143
T608T094	TH8S090	TX655117	VL116078	X78143
T608T-I063	TM1200185	TX660117	VL118078	X8141
T609094	TM2200185	TXS608A200	VL12078	X80143
T609-I063	TM3200185	TXS610A200	VL14078	X82143
T609T094	TM750A185	TXS615A200	VL16078	X84143
T609T-I063	TP1094	TXS620A200	VL18078	X88143
T610094	TP1-I063	TXS625A200	VL6078	X9141
T610-I063	TP2094	TXS627A200	VL7078	X94143
T610T094	TP2-I063	TXS630A200	VL8078	X96143
T610T-I063	TP3094	TXS7A203	VL9078	XH25146
T615094	TP3-I063	TXS800204	VP1077	XO10299
T615-I063	TP4094	TXS805200	VP1L077	XP105H145
T615T094	TP4-I063	TXS806200	VP2077	XP110H145
T615T-I063	TR1T288	TXS807200	VP2L077	XP115H145
T620094	TR2T288	TXS808200	VQ2536075	XP19H145
T620-I063	TRM1288	TXS809200	VQ2536-RK306	XP22H145
T620T094	TS10092	TXS810200	VS150256	XP24H145
T620T-I063	TS12092	TXS815200	VS150-HDL305	XP26H145
T625094	TS14092	TXS820200	VS150-KNOB305	XP27H145
T625-I063	TS16092	V10078	VS150-NUT305	XP28H145
T625T094	TS18092	V106-I060	VS150-SB256	XP29H145
T625T-I063	TS20092	V107078	VS150-SCR305	XP30H145
T627094	TS8092	V107-I060	VS200256	XP32H145
T627-I063	TU11158	V108078	VS200-HDL305	XP33H145
T627T094	TU11B159	V108-I060	VS200-KNOB305	XP35H145
T627T-I063	TU120A092	V109078	VS200-NUT305	XP36H145
T630094	TU125H158	V109-I060	VS200-SB256	XP38H145
T630-I063	TU140A092	V11078	VS200-SCR305	XP41H145
T630T094	TU145158	V111078	VS3A255	XP46H145
T630T-I063	TU145B159	V110078	VS3-FGJAWA255	XP50H145
T640094	TU160A092	V110-I060	VS4A255	XP54H145
T640-I063	TU180A092	V111078	VS4-FGJAWA255	XP55H145
T640T094	TU19159	V111-I060	V5A255	XP58H145
T640T-I063	TU200A092	V112078	V5-FGJAWA255	XP60H145
T645094	TU220A092	V112-I060	VS6A255	XP65H145
T645-I063	TU240A092	V114078	VS6-FGJAWA255	XP70H145
T645T094	TU7158	V114-I060	VS8A255	XP75H145
T645T-I063	TU9SH159	V116078	VS8-FGJAWA255	XP80H145
T650094	TW10093	V116-I060	VSL4077	XP85H145
T650-I063	TW10-I062	V118078	VSL5077	XP90H145
T650T094	TW10L093	V118-I060	VSL6077	XP95H145
T650T-I063	TW10L-I062	V12078	VU10079		
T655094	TW12093	V14078	VU11079		
T655-I063	TW12-I062	V16078	VU12079		
T8090	TW12L093	V17075	VU14079		
T80090	TW12L-I062	V18078	VU16079		
T83086	TW4093	V2536074	VU18079		
T83-RK306	TW4-I062	V2536B074	VU6079		
T84086	TW4L093	V2536-RK306	VU7079		
T8532085	TW4L-I062	V26075	VU8079		
T8532-RK306	TW5093	V5078	VU9079		
T8820085	TW5-I062	V6078	WB12248		
T8820-RK306	TW5L093	V602076	WB18248		
T8840086	TW5L-I062	V602-I059	WB24248		
T8840-RK306	TW6093	V602W076	WB30248		
T88-RK306	TW6-I062	V603076	WB36248		
T9086	TW6L093	V603-I059	WB42248		



Warranty Policy

We stand behind the quality of our products and warrant them to the original purchaser for the duration of their useful life against defects in material and workmanship. In the unlikely event a product fails, warranty will be granted quickly and unconditionally, providing the products were used for the application intended. Products used inappropriately, abused, neglected, not maintained properly, altered, or worn through normal use will not be considered.

No warranty consideration can be made if the initial inspection shows that the product has been:

- Used with any device to create additional leverage.
- Machined or modified in any way.
- Overstressed or over torqued.

Products such as ratchets, flex handles, pullers, universal joints, and adjustable wrenches require periodic maintenance and repair. When a product needs repair due to normal wear and tear, the repair will be at the customer's expense.

Products that carry a limited warranty:

The following products carry a limited warranty from date of original retail purchase.

Torque Wrenches & multipliers (1 Year limited)	Tape Measures & Precision Measuring Tools (1 Year limited)
Toolboxes (1 Year limited)	Hoists (2 Year limited)

Non-Warranty Items:

Due to the nature of the product, the following items are not warranted:

- Reducing Adaptors: 4216, 4206, 4299, 4213, PA2-4A, PA4-2A, PA5-4A, PA6-4, PA7-6, & PA8-7.
- Impact Universal Joints: P2-140A, P4-140A, P6-140A, and P7-140A.
- All consumable goods such as drill bits, blades, screwdriver bits, thread restorers and extractors.
- Foam tray organizers.

All Ingersoll-Rand® and Test Products® International products sold by Gray Tools Canada are warranted by the manufacturer. Please refer to the warranty documents, which were supplied with the product.

Gray Tools Canada will be the sole authority in evaluating products, determining warranty claims and will be glad to repair or replace products qualifying for warranty received prepaid.

If your product qualifies for warranty, please visit us online to request support. Alternatively, you can visit a local distributor or call our Customer Service department for a warranty inspection number and ship the tool prepaid to

Attention Warranty Dept. Gray Tools Canada Inc., 299 Orenda Road, Brampton, Ontario, L6T 1E8.

Disclaimer:

Abuse or misuse of any tool may cause serious even fatal injury, as well as significant property or environmental damage. Gray Tools does not condone or support the abuse or misuse of any product. Gray Tools Canada shall not be liable for any damage or injury due to product failure. This warranty excludes all incidental, special, consequential or punitive damages. Warranty coverage applies to original tool purchaser only. Warranty is not transferable.

Available At:



GRAY TOOLS
The highest standard. Yours.



GRAY TOOLS CANADA INC.
299 ORENDA ROAD, BRAMPTON, ONTARIO, CANADA L6T1E8
TEL: 905.457.3014 • FAX: 905.457.1050
WWW.GRAYTOOLS.COM

PRINTED
IN CANADA
\$10.00